

Reg. A/D

HZL/RDC/EC-CR/2025-26/H1

Date: 15.11.2025

To,

The Deputy Director (S) /Scientist -C
Ministry of Environment, Forest & Climate Change,
Integrated Regional Office, A-209 & 218, Aranya Bhawan,
Jhalana Institutional Area Jaipur-302004

File no: IV/ENV/R/IND-115/758/2009

Sub: Six Monthly Environmental compliance report for the Integrated Project at Dariba, HZL (Zinc Smelter (5,00,000 TPA), Lead Smelter (1,25,000 TPA), Captive Power Plant (255 MW) and expansion of Rajpura Dariba Mine (9,00,000 to 1,08,000 TPA) along with Beneficiation Plant (9,00,000 to 12,00,000 TPA) at Village Dariba, Tehsil -Railmagra, Dis. Rajsamand from April'25 to September'25.

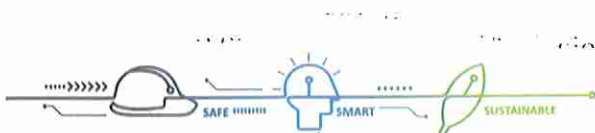
Ref:

1. EC Letter No. J-11011/380/2008-IA II (I) dated 4.11.2009
2. Amendment in EC No. J-11011/380/2008-IA II (I) dated 20.12.2011.
3. Expansion EC Letter No. J-11015/380/2008-IA II (I) dated 26.7.2018 (RD Mine 0.9 MTPA to 1.08 MTPA)

Sir,

With reference to aforesaid subject and cited references, it is to inform that we are herewith submitting six monthly Compliance report for the conditions stipulated in the Environment Clearances of Integrated Project at Dariba, HZL (Zinc Smelter (5,00,000 TPA), Lead Smelter (1,25,000 TPA), Captive Power Plant (255 MW) and expansion of Rajpura Dariba Mine (9,00,000 to 1,08,000 TPA) along with Beneficiation Plant (9,00,000 to 12,00,000 TPA) for the period from **April'25 to September'25** along with monitoring data report for your kind consideration.

- The copy of above compliance report is also being sent in soft format through email to (roc.zlko-mef@gov.in; m_env@rediffmail.com) for your kind perusal. Also copy of Dariba Smelting complex EC Compliance has been uploaded on company website <https://www.hzlindia.com/sustainability/environment-compliance/>



We trust that the measures taken towards environmental safeguards comply with the stipulated environmental conditions. We look forward to your further guidance which shall certainly help us in our endeavor to further improve our Environmental Management Practices.

Hope the above is in line with statutory requirements.

Thanking you,

For Hindustan Zinc Limited

Yours faithfully,



(Deep Kumar Agarwal)

Deputy SBU Director

Dariba Smelter Complex

Enclosures: Six monthly EC compliance report with Annexure:

Annexure I	:	Stack Monitoring Report
Annexure II	:	Average Ambient Air Quality Monitoring Results (RDM)
Annexure III	:	Ambient Air Quality Monitoring Results (DSC)
Annexure IV	:	Ambient Air Quality Monitoring Report (Outside Plant)
Annexure V	:	Continuous Ambient Air Quality Monitoring Results
Annexure VI	:	Work Zone Environment Monitoring Results
Annexure VII	:	Fugitive Emission Monitoring Results
Annexure VIII	:	Treated Effluent (ETP Outlet) Quality Report
Annexure IX	:	Average Ground Water Monitoring Results (Around Tailing Dam Area)
Annexure X	:	Average Surface & Ground Water Monitoring Results (Around RD Mine & Tailing Dam Area)
Annexure XI	:	Ambient Noise Monitoring Report
Annexure XII	:	Average Sulphur and ash content in coal
Annexure XIII	:	Expenditures made in Environmental control measure
Annexure XIV	:	Funds earmarked towards Environmental control measure

Cc:

- 1) The Member Secretary,
Rajasthan State Pollution Control Board,
4th Institutional Area, Jhalana Doongari,
Jaipur-302004
- 2) In-charge (Zonal officer)
Central Pollution Control Board
Vithal Market, Paryavaran Parisar , E-5, Arera Colony,
Bhopal, – 462 016 (MP)
- 3) Group Incharge (Mines)
Rajasthan State Pollution Control Board,
4th, Institutional Area, Jhalana Doongari, Jaipur-302004
- 4) The Regional office
Rajasthan State Pollution Control Board,
Old Excise building, Kalalwati, Rajnagar
Rajsamand- 313324
- 5) Office Copy



HINDUSTAN ZINC

Zinc & Silver of India

**Six Monthly Compliance Report
to
Environmental Clearance Conditions
of**




**Dariba Integrated Project,
M/s Hindustan Zinc Limited,
Dariba – 313 211, Rajsamand,
Rajasthan**

For the period: April 2025 to September 2025

- (1. EC Letter No. J-11011/380/2008-IA II (I) dated 4.11.2009;**
- 2. Amendment in EC No. J-11011/380/2008-IA II (I) dated 20.12.2011;**
- 3. Expansion EC Letter No. J-11015/380/2008-IA II (I) dated 26.7.2018 (RD
Mine 0.9 MTPA to 1.08 MTPA)**

November, 2025


 HINDUSTAN ZINC LIMITED RAJASTHAN	Six Monthly EC Compliance Report (April 2025 to September 2025), Hindustan Zinc Limited, Dariba Integrated Project, Village Dariba, Tehsil - Railmagra, Dist. - Rajsamand, Rajasthan
--	---

Introduction:s

S. No	Particulars	Details
1	Name of Project	<ul style="list-style-type: none"> M/s Hindustan Zinc Limited, Dariba Integrated Project
2	Address of Project	<ul style="list-style-type: none"> M/s Hindustan Zinc Limited, Dariba Integrated Project, Village Dariba, Tehsil- Railmagra, District- Rajsamand, Rajasthan, 313211
3	Environment Clearance Letter no & Date	<ul style="list-style-type: none"> EC Letter No. J-11011/380/2008-IA II (I) dated 4.11.2009; Amendment in EC No. J-11011/380/2008-IA II (I) dated 20.12.2011; Expansion EC Letter No. J-11015/380/2008-IA II (I) dated 26.7.2018 (RD Mine 0.9 MTPA to 1.08 MTPA)
4	Regional Office File No.	<ul style="list-style-type: none"> IV/ENV/R/Ind-115/758/2009 IV/ENV/R/Ind- 115/994/2019
5	Status of Project	<ul style="list-style-type: none"> Operational

Rajpura Dariba Complex of Hindustan Zinc Limited, located in Railmagra Tehsil of District Rajsamand in Rajasthan, includes Rajpura Lead Zinc Dariba Mine and Dariba Lead Zinc Smelter Complex. Rajpura Dariba deposit extends over a lease area of 1142.21 ha with estimated in-situ ore Resources & Reserves stands at 60 million tons approx. Rajpura Dariba Mine consists of mining of Lead-Zinc ore and its beneficiation to produce Lead & Zinc Concentrate which are being sent to Smelters where metals are extracted. Dariba Smelter Complex is Zinc and Lead Smelting complex consisting of two different smelting streams viz., hydrometallurgical (Roast-Leach Electrowinning) Zinc Smelter and Lead Smelter based on Pyro-route for smelting & electro refining. The power requirements of the plants are met through 170 MW (2x85MW) coal based captive power plants.

S. No.	Unit	Capacity	Year of Commissioning	Production in FY 2024-25
1	Lead & Zinc Ore mining	2.0 Million MT	1983	1168142 MT
2	Lead & Zinc Ore Beneficiation	1.2 Million MT	1983	901585 MT
3	Zinc Smelter	Zn: 2,50,000 MT	March 2010	230242.55 MT
4	Lead Smelter	Pb: 1,25,000 MT	July 2011	110705.7 MT
5	CPP	CPP: 170 MW	Unit 1- Feb'10 Unit 2- June'10	Unit 1- 498.01 MU Unit 2-675.16 MU

 HINDUSTAN ZINC <small>MINERALS & METALS</small>	Six Monthly EC Compliance Report (April 2025 to September 2025), Hindustan Zinc Limited, Dariba Integrated Project, Village Dariba, Tehsil - Railmagra, Dist. - Rajsamand, Rajasthan
--	---

Details of Consents to Operate & Hazardous Waste Authorization (HWA) granted to units are given below:

Unit Name	CTO/HWA Ref. No.	Status	Application No. & Date
CTO Details			
Lead & Zinc Ore mining	F(Mines)/Rajsamand(Railmagra)/1724(1)/2018-2019/7163-7167	Valid till 29/2/2028	
Lead & Zinc Ore Beneficiation	F(HDF)/Rajsamand(Railmagra)/6465(1)/2022-2023/4094-4096	Valid till 29/2/2028	
Zinc Smelter	F(HDF)/Rajsamand(Railmagra)/6461(1)/2020-2021/4691-4693 dated 26.03.2025	Valid till 31/10/2028	
Lead Smelter	F(HDF)/Rajsamand(Railmagra)/6461(1)/2020-2021/4945-4947 dated 23.04.2025	Valid till 31/08/2029	
CPP	F(HDF)/Rajsamand(Railmagra)/6468(1)/2023-2024/1226-1228 dated 24.07.2024	Valid till 31/10/2028	
HWA Details			
Dariba Smelter Complex	F(HSW)/Rajsamand(Railmagra)/11(1)/2024-2025/118-120 dated 17.04.2025	Valid till 31/03/2030	
RD Mine & Beneficiation Plant	F(HSW)/Rajsamand(Railmagra)/5(1)/2016-2017/4038-4040 dated 18.11.2021	Valid till 17/11/2026	



Six Monthly EC Compliance Report (April 2025 to September 2025), Hindustan Zinc Limited, Dariba Integrated Project, Village Dariba, Tehsil - Railmagra, Dist. - Rajsamand, Rajasthan

COMPLIANCE STATUS

- Environment Clearance Letter No. J-11011/380/2008-IA II (I) dated 4.11.2009
- Amendment in EC No. J-11011/380/2008-IA II (I) dated 20.12.2011.
- Expansion EC Letter No. J-11015/380/2008-IA II (I) dated 26.7.2018 (RD Mine 0.9 MTPA to 1.08 MTPA)
- Period of Compliance: **April 2025 to September 2025**


A.	EC Specific Conditions	Status of Compliance
i)	No construction work related to expansion at the proposed project site shall be started without obtaining prior clearances / approvals for the linked mining component from the Indian Bureau of Mines (IBM) and State Govt. of Rajasthan. A copy of the mining lease approval from the Indian Bureau of Mines (IBM) and State Govt. of Rajasthan shall be submitted to the Ministry and its Regional Office at Lucknow before initiating any construction work at site related to mining.	<ul style="list-style-type: none"> • Noted for compliance • Project is under operational stage and as of now no construction work related to expansion is under progress.
ii)	The project proponent shall obtain 'Consent to Establish' and 'Consent to Operate' from the Rajasthan State Pollution Control Board (RSPCB) and effectively implement all the conditions stipulated therein.	<ul style="list-style-type: none"> • Complied, 'Consent to Establish' and 'Consent to operate' have been obtained from the Rajasthan State Pollution Control Board (RSPCB) vide letter no. F(Tech)/Rajsamand (Railmagra)/2/1/2009-2010/3666 dated 12/11/2009 and all the conditions stipulated therein are being implemented.
iii)	The environmental clearance is subject to approval of the State Land use Department, Government of Rajasthan for diversion of agricultural land for non-agricultural use.	<ul style="list-style-type: none"> • Complied, Approval of the State Land Use department, GoR was already obtained and submitted to RO, MOEF&CC with Six monthly compliance report. Letter Attached in Six monthly compliance report (HZL/RDC/EC-CR/2021-22/H2) dated 26.05.2022.
iv)	The project proponent shall develop fodder plots in the non-mineralized area in lieu of use of grazing land.	<ul style="list-style-type: none"> • Complied, the monitoring of land use using satellite imagery was done for the Mine Lease Area in August 2021 by Hydro-

	Monitoring of land use pattern shall be carried out once in three years by digital processing of the area using multi-data computer compatible tape.	geosurvey consultants pvt. Ltd. Satellite imagery LULC is to be carried out once in 5 years.
v)	The gaseous emissions from various process units shall conform to the standards prescribed by the concerned authorities from time to time. The State Board may specify more stringent standards for the relevant parameters keeping in view the nature of the industry and its size and location. At no time the emissions level shall go beyond the prescribed standards. In the event of failure of any pollution control system adopted by the unit, the respective unit should not be restarted until the control measures are rectified to achieve the desired efficiency.	<p>Complied.</p> <ul style="list-style-type: none"> • Various mechanisms were adopted for controlling all gaseous emissions coming from the plants. • Gaseous Emissions Monitoring is being done on a regular basis, and results are well within standards prescribed by the concerned authorities. The same is also evidenced from the various third-party (NABET Approved) analytical reports which are enclosed as Annexure No. I
vi)	High efficiency electrostatic precipitators (ESPs) of not less than 99.87 % efficiency shall be provided to captive power plant to limit particulate matter within 50 mg/Nm ³ . The height of the stacks shall be as per the standards prescribed under the Environment (Protection) Act, 1986. Low NO _x burners shall be provided to control NO _x emissions. NO _x emissions shall be restricted to 750 mg/Nm ³ by using low NO _x burners. On-line stack emission monitoring equipments for continuous monitoring of SO ₂ , NO _x , SPM and O ₂ shall be provided to the stacks of captive power plant and sulphuric acid plant and all the pollution control measures shall be inter-locked. The company shall install fume extractors and bag filters to control the emissions from all melting and casting units. Off gas from the Sulphuric acid plant, blast and fuming furnace plant, copper recovery plant shall be treated in the calcine based scrubbing plant where the SO ₂ shall be removed before letting out to the	<p>Complied.</p> <ul style="list-style-type: none"> • High Efficiency ESPs, (99.95%) provided to Captive Power Plant (CPP) are designed for particulate matter concentration less than 50 mg/Nm³ at outlet. • The height of the stacks is as per the standards prescribed under the Environment (Protection) Act, 1986. The height of the Acid Plant, CPP and TGT plant stack is 100 m, 165 m, and 105 m respectively. • Continuous on-line stack emission monitoring equipment for SO₂, NO_x and SPM have been provided to the stack of captive power plant and for SO₂ to the Sulphuric acid plants respectively in Zinc and Lead Smelter • Off gas from the Sulphuric acid plant, blast and fuming furnace plant, copper recovery plant of lead plant are treated in the calcine based scrubbing plant where the SO₂ is recovered before letting out to the atmosphere. • Opacity meters have been installed for continuous monitoring of particulate matter (PM) at stack of CPP, Zinc dust and Zinc

atmosphere. Adequate stack height shall be provided for proper dispersion of pollutants like SO₂, NO_x etc.

dross Stack.


- Adequate numbers of air pollution control devices have been installed at all the material transfer points & silos.
- Calibration of all instruments are being done on regular basis.
- Photographs of ESP, Stacks, CEMS, CAQQMS, display at main gate, Sampling port are enclosed.



CPP ESP



Roaster Hot ESP



Acid Plant Hot ESP




SKS Plant Hot ESP







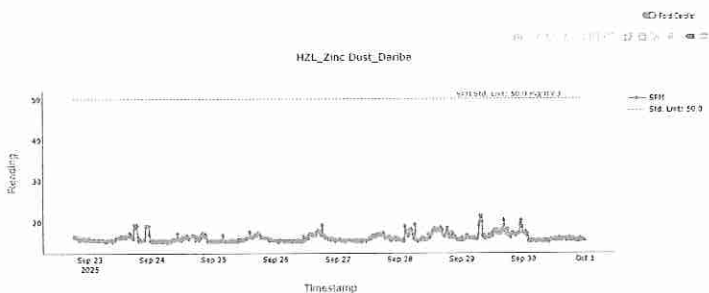
CAAQMs




Display at Main Gate




Port hole in stack

		 <p>CPP Stack</p>	 <p>8 Field ESP with 165 mt Stack height</p>
		 <p>Existing SO2 Analyzer</p>	 <p>SO2 ppm Reading in HMI</p>
		 <p>Online Server Reading</p>	
vii)	<p>As reflected in the EIA/EMP, Double Conversion Double Adsorption (DCDA) plant for Sulphuric acid recovery from SO₂ shall be provided. The company shall ensure that SO₂ emissions from the Zinc and lead smelter plant are taken to existing Sulphuric acid plant properly and converted to Sulphuric acid. The stack from the Sulphuric acid plant shall be provided with on-line stack emission monitoring equipment for continuous monitoring of SO₂.</p>	<ul style="list-style-type: none"> Complied. Double Conversion Double Adsorption (DCDA) plant for Sulphuric acid recovery from SO₂ has been provided. SO₂ emissions from the Zinc and Lead Plant Smelter are taken to respective Sulphuric acid plant properly and converted to Sulphuric acid. The stack from the Sulphuric acid plant provided with on-line stack emission monitoring equipment for continuous monitoring of SO₂. 	



DCDA Gas Conditioning Plant (GCP) with 100 mt Stack Height



TGT Plant Scrubber

viii)

SO₂ emissions shall be controlled less than 1.5 kg/ton of Sulphuric acid (H₂SO₄) produced. Acid mist emissions from the stack shall conform to the statutory limit of 50 mg/Nm³ by providing candle filter system and reports submitted to the Ministry including its Regional Office at Lucknow, CPCB and RSPCB.

- Complied, SO₂ Emission levels are well within the prescribed limit.
- SO₂ Emission level from stack are maintained below 1.5 kg/Ton of 100 percent concentrated acid produced from acid plant. Table is incorporated in the point below.

Months	Acid Plant (Zn Smelter) Roaster-1	Acid Plant (Zn Smelter) Roaster-2	TGT Stack (Pb Stack)
	SO ₂ (Kg/T of H ₂ SO ₄ Production)		
April'25	0.70	0.99	0.17
May'25	0.70	0.99	0.20
June'25	0.67	0.94	0.27
July'25	0.48	0.86	0.32
August'25	0.57	0.88	0.26
September'25	0.72	0.88	0.20

- All Monitoring Reports are enclosed as **Annexure I**

ix)

The critical parameters such as SPM, RSPM, NO_x, SO₂ and acid mist in the ambient air within the impact zone, peak particle velocity at 300 m distance or within the nearest habitation, whichever is closer shall be monitored periodically. Further, quality of discharged water shall also be monitored [(TDS, DO, pH and Total Suspended Solids (TSS)]. The monitored data shall be uploaded on the website of the company as well as displayed on a display board at the project site at a suitable location near the main gate of the Company in public domain. Analysis reports for the ambient, stack and fugitive emission shall be submitted to the Ministry's Regional Office at Lucknow, CPCB and RSPCB.





Complied

- Third Party Periodical monitoring of various parameters i.e. PM₁₀, PM_{2.5}, NO_x and SO₂ is being done in the ambient air within the impact zone.
- Four nos. of Continuous Ambient Air Quality Monitoring Stations (CAAQMS) have been established
- Third party monitoring of Ambient air quality carried out by **M/s Vibrant Techno Lab Pvt Ltd**, which is NABL and MoEF&CC accredited laboratory.

Parameters (µg/ m ³)	Observed Value			
	Near Main Gate	Near Storm Water Pond	Near CPP Area	Near SLF Area
PM ₁₀	79.91	76.75	75.10	84.50
PM _{2.5}	35.79	37.88	32.92	39.96
SO ₂	23.50	13.71	13.75	14.33
NO ₂	27.98	25.06	23.28	25.15
CO	0.82	0.68	0.71	0.74
Pb	0.42	0.36	0.32	0.47
Ni	<5	<5	<5	<5
As	<0.5	<0.5	<0.5	<0.5

- Average Ambient Air Quality Monitoring results for mine are enclosed herewith as **Annexure II** and for DSC as **Annexure III**.
- Eight nos. of AAQMS have been established at buffer zone for ambient air quality monitoring are enclosed as **Annexure IV**.
- Zero liquid discharge is being maintained by ETP of capacity of 12200 (9000+3200) KLD, RO of 8850 KLD and MEE of 600 KLD capacity.
- The monitored data has been displayed on display board at the project site and on the Company website along with Six Monthly Environment Compliance report. Link of the report is <https://www.hzindia.com/sustainability/environment-compliance/>
- Six Monthly Environment Compliance report


		along with all Analysis reports for the ambient, stack and fugitive emission are enclosed and being submitted to the Regional Office, MOEF&CC Lucknow, CPCB and RSPCB.																																																																																																																																		
x)	Ash content in the coal shall not exceed 35 %. Sulphur content in coal shall be restricted to 1.5% to contain SO2 emissions.	<ul style="list-style-type: none">Complied, Ash and Sulphur content in coal are being analyzed on regular basis and are well within the limit of 35% and 1.5% respectively.Monitoring report are enclosed as Annexure XII.																																																																																																																																		
xi)	The company shall install continuous air quality monitoring stations. Data monitored shall be submitted to the Ministry and CPCB/SPCB once in six months.	<ul style="list-style-type: none">Four nos. of Continuous Ambient Air Quality Monitoring Stations (CAAQMS) have been installed. <table><tr><th rowspan="2">Locations</th><th rowspan="2">Parameters (µg/m3)</th><th colspan="6">Months</th></tr><tr><th>April'25</th><th>May'25</th><th>June'25</th><th>July'25</th><th>Aug'25</th><th>Sep'25</th></tr><tr><td rowspan="4">Near to Main Gate (South West)</td><td>PM</td><td>57.61</td><td>59.12</td><td>55.18</td><td>51.76</td><td>57.69</td><td>55.14</td></tr><tr><td>SO2</td><td>22.46</td><td>23.24</td><td>21.57</td><td>23.95</td><td>26.23</td><td>25.33</td></tr><tr><td>NOX</td><td>28.13</td><td>26.94</td><td>23.99</td><td>22.9</td><td>25.16</td><td>24.23</td></tr><tr><td>CO</td><td>0.71</td><td>0.73</td><td>0.69</td><td>0.65</td><td>0.71</td><td>0.69</td></tr><tr><td rowspan="4">Near to SWP (North West)</td><td>PM</td><td>64.26</td><td>61.06</td><td>56.4</td><td>53.22</td><td>54.66</td><td>60.64</td></tr><tr><td>SO2</td><td>33.84</td><td>32.13</td><td>29.68</td><td>27.97</td><td>28.73</td><td>31.91</td></tr><tr><td>NOX</td><td>42.05</td><td>40.17</td><td>37.1</td><td>35</td><td>35.91</td><td>39.89</td></tr><tr><td>CO</td><td>0.91</td><td>0.87</td><td>0.801</td><td>0.75</td><td>0.77</td><td>0.86</td></tr><tr><td rowspan="4">Near to CPP (North East)</td><td>PM</td><td>62.38</td><td>59.36</td><td>56.32</td><td>51.7</td><td>54.17</td><td>57.98</td></tr><tr><td>SO2</td><td>28.78</td><td>26.99</td><td>25.75</td><td>24.61</td><td>25.79</td><td>27.6</td></tr><tr><td>NOX</td><td>35.39</td><td>33.18</td><td>31.67</td><td>32.005</td><td>33.53</td><td>35.89</td></tr><tr><td>CO</td><td>0.96</td><td>0.91</td><td>0.87</td><td>0.79</td><td>0.82</td><td>0.88</td></tr><tr><td rowspan="4">SLF (South East)</td><td>PM</td><td>65.52</td><td>60.02</td><td>61.17</td><td>52.1</td><td>56.21</td><td>57.27</td></tr><tr><td>SO2</td><td>21.88</td><td>20.01</td><td>20.38</td><td>16.62</td><td>18.53</td><td>18.93</td></tr><tr><td>NOX</td><td>28.41</td><td>26.01</td><td>26.5</td><td>23.27</td><td>25.94</td><td>26.51</td></tr><tr><td>CO</td><td>1.03</td><td>0.95</td><td>0.96</td><td>0.78</td><td>0.87</td><td>0.89</td></tr></table> <ul style="list-style-type: none">Six Monthly Environment Compliance report along with all CAAQMS monitoring data in different locations are enclosed as Annexure V and being submitted to the Regional Office, MOEF&CC Lucknow, CPCB and RSPCB.	Locations	Parameters (µg/m3)	Months						April'25	May'25	June'25	July'25	Aug'25	Sep'25	Near to Main Gate (South West)	PM	57.61	59.12	55.18	51.76	57.69	55.14	SO2	22.46	23.24	21.57	23.95	26.23	25.33	NOX	28.13	26.94	23.99	22.9	25.16	24.23	CO	0.71	0.73	0.69	0.65	0.71	0.69	Near to SWP (North West)	PM	64.26	61.06	56.4	53.22	54.66	60.64	SO2	33.84	32.13	29.68	27.97	28.73	31.91	NOX	42.05	40.17	37.1	35	35.91	39.89	CO	0.91	0.87	0.801	0.75	0.77	0.86	Near to CPP (North East)	PM	62.38	59.36	56.32	51.7	54.17	57.98	SO2	28.78	26.99	25.75	24.61	25.79	27.6	NOX	35.39	33.18	31.67	32.005	33.53	35.89	CO	0.96	0.91	0.87	0.79	0.82	0.88	SLF (South East)	PM	65.52	60.02	61.17	52.1	56.21	57.27	SO2	21.88	20.01	20.38	16.62	18.53	18.93	NOX	28.41	26.01	26.5	23.27	25.94	26.51	CO	1.03	0.95	0.96	0.78	0.87	0.89
Locations	Parameters (µg/m3)	Months																																																																																																																																		
		April'25	May'25	June'25	July'25	Aug'25	Sep'25																																																																																																																													
Near to Main Gate (South West)	PM	57.61	59.12	55.18	51.76	57.69	55.14																																																																																																																													
	SO2	22.46	23.24	21.57	23.95	26.23	25.33																																																																																																																													
	NOX	28.13	26.94	23.99	22.9	25.16	24.23																																																																																																																													
	CO	0.71	0.73	0.69	0.65	0.71	0.69																																																																																																																													
Near to SWP (North West)	PM	64.26	61.06	56.4	53.22	54.66	60.64																																																																																																																													
	SO2	33.84	32.13	29.68	27.97	28.73	31.91																																																																																																																													
	NOX	42.05	40.17	37.1	35	35.91	39.89																																																																																																																													
	CO	0.91	0.87	0.801	0.75	0.77	0.86																																																																																																																													
Near to CPP (North East)	PM	62.38	59.36	56.32	51.7	54.17	57.98																																																																																																																													
	SO2	28.78	26.99	25.75	24.61	25.79	27.6																																																																																																																													
	NOX	35.39	33.18	31.67	32.005	33.53	35.89																																																																																																																													
	CO	0.96	0.91	0.87	0.79	0.82	0.88																																																																																																																													
SLF (South East)	PM	65.52	60.02	61.17	52.1	56.21	57.27																																																																																																																													
	SO2	21.88	20.01	20.38	16.62	18.53	18.93																																																																																																																													
	NOX	28.41	26.01	26.5	23.27	25.94	26.51																																																																																																																													
	CO	1.03	0.95	0.96	0.78	0.87	0.89																																																																																																																													

<p>xii)</p>	<p>Fugitive dust emissions in the Zinc, Lead and Copper concentrate handling area and at various transfer points shall be minimized by provision of dust suppression system. The trucks carrying concentrate shall be fully covered. The Company shall improve overall housekeeping by asphaltting the internal roads and to reduce the generation of fugitive dust from vehicle movements.</p>	<p>Complied.</p> <ul style="list-style-type: none"> Fugitive dust emissions in the Zinc and Lead concentrate handling area and at various transfer points is mitigated by provision of dust suppression system and bag filters. Water Sprinkling System already installed in the Raw Material Handling of the Zinc Plant, Captive Power Plant and Lead Plant. Mechanized road sweepers are deployed for regular cleaning on the roads to reduce fugitive dust from vehicle movement. The trucks carrying concentrate are covered with tarpaulin before dispatched to Smelter from Mines. All roads in the plant and up to the connection to public road are concreted or black topped.
		<div data-bbox="762 958 1110 1193" data-label="Image">  </div> <div data-bbox="807 1193 1026 1261" data-label="Caption"> <p>Water Sprinkling on road</p> </div> <div data-bbox="1139 958 1481 1193" data-label="Image">  </div> <div data-bbox="1161 1182 1393 1254" data-label="Caption"> <p>Mechanized Road sweeper</p> </div> <div data-bbox="756 1296 1075 1559" data-label="Image">  </div> <div data-bbox="770 1556 989 1628" data-label="Caption"> <p>Water Sprinkling System</p> </div> <div data-bbox="1139 1296 1474 1570" data-label="Image">  </div> <div data-bbox="1166 1570 1394 1639" data-label="Caption"> <p>Dust Suppression System</p> </div>
<p>xiii)</p>	<p>Fugitive emissions, acid mist vapours, fumes and SO₂ shall be controlled and work environment monitored for prevailing contaminants regularly. Bag filters shall be provided to calcine handling plant, zinc dust plant, melting</p>	<p>Complied.</p> <ul style="list-style-type: none"> To minimize fugitive emissions, 8-10% moisture is provided in the Zn & Pb Concentrate coming from the mines. Bag Filters have been provided with a calcine

plant, dross milling plant, each coal transfer point, crushers and fly ash silos to control dust emissions. Bag filters shall be provided in fume extraction and melting and casting operations of smelter. SPM emissions from crusher house in beneficiation plant shall be controlled. Covered coal conveyors with water sprinkling system using wastewater to avoid dust emissions. Coal storage area shall be provided with water sprinkling system to arrest dust. Dust extraction system shall be provided to mineral handling area, loading and unloading areas including all the transfer points. Black top paved roads shall be made within the mine boundary. The trucks carrying concentrate shall be fully covered. Asphaltting/concreting of roads and water spray all around the critical areas prone to air pollution and having high levels of SPM and RPM shall be ensured.

handling system, zinc dust plant, coal transfer points, crusher and fly ash silos to control dust emissions.


- Details of the bag filters have been provided along with six monthly compliance report vide letter no. HZL/DSC/Env/2011/2/2 dated 23.11.2011 and again attached in Six monthly compliance report (HZL/RDC/EC-CR/2021-22/H2) dated 26.05.2022.
- Covered Coal Conveyors with water sprinkling system have been installed at CPP to avoid dust emissions. Coal storage area is provided with water sprinkling system to arrest dust.
- All Internal roads and up to the public road are concreted/asphalted to reduce the dust emission. The trucks carrying concentrate are covered with tarpaulin and water is sprayed regularly on roads.
- Average Work Zone Environment Monitoring Results are furnished herewith as **Annexure VI**.
- SPM emissions from crusher house in beneficiation plant are controlled by the wet scrubbing system.
- Dust extraction system provided to mineral handling area, loading and unloading areas including all the mineral transfer points.





Covered Conveyor



Bag Filter Silo





Bag filter, Cyclone at Coal Crusher

																					
		Dust Extraction system	Tarpaulin Covered truck																		
xiv)	The project proponent shall carry out conditioning of the ore with water to mitigate fugitive dust emission, without affecting flow of ore in the ore processing and handling areas. Water sprinkling shall be done to minimize the dust during transportation.	<p>Complied.</p> <ul style="list-style-type: none">Ore conditioning is carried out to maintain 8-10% moisture as a mitigative measure against fugitive dust.Regular water sprinkling on fine ore stock points and at discharge points of conveyors carrying the crushed ore is done.																			
xv)	Secondary fugitive emissions (particularly below 5 micron) from all the sources including Roaster plant shall be controlled, regularly monitored along with ambient dust in dry day and still air condition on 24 hour basis and data submitted to the Regional Office of the Ministry at Lucknow, RSPCB and CPCB. It shall be ensured that the ambient air quality parameters conform to the norms prescribed by the Central Pollution Control Board in this regard.	<ul style="list-style-type: none">Complied, Fugitive emission monitoring results are furnished herewith as Annexure VII. <table><tr><th>Locations</th><th>Parameters (µg/ m3)</th></tr><tr><td></td><td>TSPM</td></tr><tr><td>Raw Material Handling (RMH)- Zinc Plant</td><td>428.45</td></tr><tr><td>Roaster Plant</td><td>329.94</td></tr><tr><td>Calcine Handling</td><td>387.44</td></tr><tr><td>Coal Handling Plant (CPP)</td><td>347.70</td></tr><tr><td>Fly Ash Handling</td><td>413.84</td></tr><tr><td>Raw Material Handling- Lead Plant</td><td>414.94</td></tr><tr><td>Near SKS Primary</td><td>319.43</td></tr></table>		Locations	Parameters (µg/ m3)		TSPM	Raw Material Handling (RMH)- Zinc Plant	428.45	Roaster Plant	329.94	Calcine Handling	387.44	Coal Handling Plant (CPP)	347.70	Fly Ash Handling	413.84	Raw Material Handling- Lead Plant	414.94	Near SKS Primary	319.43
Locations	Parameters (µg/ m3)																				
	TSPM																				
Raw Material Handling (RMH)- Zinc Plant	428.45																				
Roaster Plant	329.94																				
Calcine Handling	387.44																				
Coal Handling Plant (CPP)	347.70																				
Fly Ash Handling	413.84																				
Raw Material Handling- Lead Plant	414.94																				
Near SKS Primary	319.43																				
xxvi)	Vehicular emissions shall be kept under control and regularly monitored. Measures shall be taken for maintenance of vehicles used in mining operation and in transportation of mineral. The vehicles carrying the mineral shall be covered with a tarpaulin and shall not be overloaded.	<p>Complied</p> <ul style="list-style-type: none">Mining equipment's and vehicle emissions are kept under control by regular preventive maintenance and condition monitoring at the in-house workshop.During transportation of minerals, vehicles are covered with tarpaulin.																			
xvii)	Total water requirement for the proposed smelter complex including the mining and beneficiation plants from Matrikundia dam, Gosunda dam and Mansiwakal dam shall not exceed	<ul style="list-style-type: none">Closed circuit cooling system with cooling towers has been provided to captive power plant. Cooling tower blow down and boiler blow down from CPP is being recycled in ETP and recycled water again used in																			


	<p>42,050 m³ /day as per the agreements signed with Govt. of Rajasthan. As proposed, water requirement shall not exceed 184 liter/ton of Sulphuric acid produced. No ground water shall be used. Closed circuit cooling system with cooling towers shall be provided to captive power plant. All the effluent generated from gas cleaning plant, sulphuric acid plant, anode and cathode washing, lead smelter, DM plant, cooling towers and power plant shall be neutralized and metallic elements present shall be precipitated and removed. Effluents from the proposed smelters, acid plant and other associated services shall be treated in effluent treatment plant (ETP). Zinc sulphate solution from the scrubbing process shall be treated in the leaching section of the Zinc smelter. Cooling tower blow down and boiler blow down from CPP shall be neutralized and reused in dust suppression, green belt development etc. The treated effluent shall conform to the prescribed standards and recycled in the process i.e. in gas cleaning plant, preparation of lime milk, dust suppression and green belt development. The effluents from sulphuric acid plant, scrubber, and general floor washings of electro-refinery plant shall also be sent to ETP for further treatment followed by two-stage Reverse Osmosis (RO) Plant. Sewage shall be treated in septic tank followed by soak pit. The rejects from the RO plant shall be evaporated in a solar evaporation pond to be constructed within smelter premises. 'Zero' discharge shall be maintained and no effluent shall be discharged outside the premises. Sewage generated shall be treated in septic tank followed by soak pit.</p>	<p>process.</p> <ul style="list-style-type: none">• Effluents generated from the smelter, acid plant and other associated services are treated in Effluent Treatment Plant (ETP) followed by two-stage Reverse Osmosis (RO) Plant and Multiple Effect Evaporator (MEE). The treated effluents conform to the prescribed standards and recycle in the process. Domestic Sewage is treated in STP and recycled water used in green belt development and process.• Third party analysis of the treated effluent is being conducted by third party which is NABL and MOEF&CC accredited laboratory.• The values of all parameters are well within limit of prescribed standard. Analysis reports are enclosed herewith as Annexure VIII. <table><tr><th>Parameters (in mg/L)</th><th>ETP Outlet</th></tr><tr><td>pH</td><td>7.19</td></tr><tr><td>TSS</td><td>16.40</td></tr><tr><td>Oil & Grease</td><td><4.00</td></tr><tr><td>COD</td><td>70.30</td></tr><tr><td>BOD (3 days at 270C)</td><td>13.55</td></tr><tr><td>Sulphide (as S)</td><td><1.00</td></tr><tr><td>Chloride (as cl)</td><td>665.00</td></tr><tr><td>Fluoride (as F)</td><td>0.91</td></tr><tr><td>Copper (as Cu)</td><td>BLQ</td></tr><tr><td>Zinc (as Zn)</td><td>0.37</td></tr><tr><td>Cadmium (as Cd)</td><td>BLQ</td></tr><tr><td>Chromium (as Cr+6)</td><td>BLQ</td></tr><tr><td>Chromium (total)</td><td>BLQ</td></tr><tr><td>Lead (as Pb)</td><td>BLQ</td></tr><tr><td>Cyanide (as CN)</td><td>BLQ</td></tr><tr><td>Nickel (as Ni)</td><td>BLQ</td></tr><tr><td>Iron (as Fe)</td><td>BLQ</td></tr></table>	Parameters (in mg/L)	ETP Outlet	pH	7.19	TSS	16.40	Oil & Grease	<4.00	COD	70.30	BOD (3 days at 270C)	13.55	Sulphide (as S)	<1.00	Chloride (as cl)	665.00	Fluoride (as F)	0.91	Copper (as Cu)	BLQ	Zinc (as Zn)	0.37	Cadmium (as Cd)	BLQ	Chromium (as Cr+6)	BLQ	Chromium (total)	BLQ	Lead (as Pb)	BLQ	Cyanide (as CN)	BLQ	Nickel (as Ni)	BLQ	Iron (as Fe)	BLQ
Parameters (in mg/L)	ETP Outlet																																					
pH	7.19																																					
TSS	16.40																																					
Oil & Grease	<4.00																																					
COD	70.30																																					
BOD (3 days at 270C)	13.55																																					
Sulphide (as S)	<1.00																																					
Chloride (as cl)	665.00																																					
Fluoride (as F)	0.91																																					
Copper (as Cu)	BLQ																																					
Zinc (as Zn)	0.37																																					
Cadmium (as Cd)	BLQ																																					
Chromium (as Cr+6)	BLQ																																					
Chromium (total)	BLQ																																					
Lead (as Pb)	BLQ																																					
Cyanide (as CN)	BLQ																																					
Nickel (as Ni)	BLQ																																					
Iron (as Fe)	BLQ																																					
xviii)	<p>The mine seepage water shall be collected in underground sumps and reused/recycled in mining and</p>	<p>Complied</p> <ul style="list-style-type: none">• Underground water from the mine is pumped to																																				





	beneficiation process to minimize the fresh water consumption. Decanted water from the tailings dam shall be recycled in the beneficiation plant to ensure 'zero' discharge. Tailings from beneficiation plant after recovery of Lead and Zinc concentrates shall be sent to tailing thickener for dewatering. Water recovered from tailing thickener shall be recycled to beneficiation plant for use in the process. Tailing thickener underflow shall be partly used as backfill for mines and remaining part shall be disposed to tailing dam. Water in the tailing dam shall be allowed to settle out and pumped to the water reservoir for reuse in the process.	<p>beneficiation plant for reuse and tailing dam water is also recycled to beneficiation plant for reuse.</p> <ul style="list-style-type: none"> • Zero discharge is being maintained.
xix)	Acid mine water, if any, has to be treated and use in plantation and existing mining activity after conforming to the standard prescribed by the competent authority.	<ul style="list-style-type: none"> • Not applicable as, no acid mine water is generated from mining activity.
xx)	Sewage treatment plant shall be installed for the colony. ETP shall also be provided for the mine workshop for the wastewater generated.	<p>Complied.</p> <ul style="list-style-type: none"> • Sewage treatment plant of 500 KLD and 400 KLD capacity are installed for the colony and the treated water is being used for horticulture purpose. • Wastewater from the workshop is collected in the settling pit after passing through oil and grease trap system and water is regularly recycled.
xxi)	The effluent from the ore beneficiation plant shall be treated to conform to the prescribed standards and the tailings slurry shall be transported through a closed pipeline to the tailing dam. The decanted water from the tailing dam shall be re-circulated and there shall be 'zero' discharge from the tailing dam. Acid mine water, if any, shall be neutralized and reused within the plant.	<p>Complied</p> <ul style="list-style-type: none"> • The tailing slurry is pumped through pipeline to tailing dam and decanted water is pumped back to beneficiation plant for reuse in the process. • Zero discharge is maintained. • No acid mine water is generated through mines.


 HINDUSTAN ZINC Rajasthan	Six Monthly EC Compliance Report (April 2025 to September 2025), Hindustan Zinc Limited, Dariba Integrated Project, Village Dariba, Tehsil - Railmagra, Dist. - Rajsamand, Rajasthan
--	---



		 <p>Taling dam pipeline</p>
xxii)	Detailed hydrological study shall be carried out and implementation of recommendations of the detailed hydrological study shall be ensured.	<p>Complied.</p> <ul style="list-style-type: none"> Detailed hydrological and hydro-geological study has been carried out by M/s Hydro-Geosurvey Consultants Private Limited, Jodhpur and the recommendations have been implemented. Report is attached in Six monthly compliance report (HZL/RDC/EC-CR/2021-22/H2) dated 26.05.2022.
xxiii)	The project proponent shall ensure that no natural water course and/or water resources shall be obstructed due to any mining operations.	<ul style="list-style-type: none"> Complied, Due to underground mining activity no water course has been obstructed.
xxiv)	The project authority shall implement suitable conservation measures to augment ground water resources in the area in consultation with the Regional Director, Central Ground Water Board.	<p>Complied.</p> <ul style="list-style-type: none"> Suitable rainwater harvesting structures have been constructed to harvest rainwater and recharge the ground water in CPP, residential colonies, schools & in mines premises. Copy of the compliance report submitted to CGWA has been submitted along with six monthly compliance reports vide letter no. HZL/DSC/Env/2011/2/2 dated 23.11.2011. Report is again in Six monthly compliance report (HZL/RDC/EC-CR/2021-22/H2) dated 26.05.2022.

xxv)	Regular monitoring of ground water level and quality shall be carried out in and around the project area (mine lease, beneficiation plant and tailing dam) by establishing a network of existing wells and installing new piezometers during the operation. The periodic monitoring [(at least four times in a year- pre-monsoon (April-May), monsoon (August), post-monsoon (November) and winter (January); once in each season)] shall be carried out in consultation with the State Ground Water Board/Central Ground Water Authority and the data thus collected may be sent regularly to the Ministry of Environment and Forests and its Regional Office Lucknow, the Central Ground Water Authority and the Regional Director, Central Ground Water Board. If at any stage, it is observed that the groundwater table is getting depleted due to the mining activity; necessary corrective measures shall be carried out.	<ul style="list-style-type: none">Complied, Six no's of Piezometer have been installed for monitoring of ground water level and quality around the tailing dam and monthly monitoring is being carried out.Average Ground Water Monitoring Results for April'25 to September'25 are furnished herewith as Annexure IX. <table><tr><th>Parameters</th><th>PW1</th><th>PW2</th><th>PW3</th><th>PW4</th><th>PW5</th><th>PW6</th></tr><tr><td colspan="7">All figures in ppm except pH</td></tr><tr><td>pH</td><td>7.69</td><td>7.51</td><td>7.71</td><td>7.70</td><td>7.52</td><td>7.69</td></tr><tr><td>Suspended Solids</td><td>12.5</td><td>10.5</td><td>7.50</td><td>9.0</td><td>12.500</td><td>11.0</td></tr><tr><td>Lead</td><td>BDL</td><td>BDL</td><td>BDL</td><td>BDL</td><td>BDL</td><td>BDL</td></tr><tr><td>Zinc</td><td>0.34</td><td>0.27</td><td>0.465</td><td>0.16</td><td>0.44</td><td>0.37</td></tr><tr><td>Copper</td><td>BDL</td><td>BDL</td><td>BDL</td><td>BDL</td><td>BDL</td><td>BDL</td></tr><tr><td>Iron</td><td>0.09</td><td>0.09</td><td>0.075</td><td>0.075</td><td>0.095</td><td>0.095</td></tr><tr><td>Cadmium</td><td>BDL</td><td>BDL</td><td>BDL</td><td>BDL</td><td>BDL</td><td>BDL</td></tr><tr><td>Nickel</td><td>BDL</td><td>BDL</td><td>BDL</td><td>BDL</td><td>BDL</td><td>BDL</td></tr><tr><td>Cobalt</td><td>BDL</td><td>BDL</td><td>BDL</td><td>BDL</td><td>BDL</td><td>BDL</td></tr><tr><td>Depth of well from surface (ft.)</td><td>145</td><td>145</td><td>150</td><td>140</td><td>145</td><td>150</td></tr><tr><td>Water level in. well from surface (ft.)</td><td>4.4</td><td>4.45</td><td>6.80</td><td>7.75</td><td>3.50</td><td>18.00</td></tr></table>	Parameters	PW1	PW2	PW3	PW4	PW5	PW6	All figures in ppm except pH							pH	7.69	7.51	7.71	7.70	7.52	7.69	Suspended Solids	12.5	10.5	7.50	9.0	12.500	11.0	Lead	BDL	BDL	BDL	BDL	BDL	BDL	Zinc	0.34	0.27	0.465	0.16	0.44	0.37	Copper	BDL	BDL	BDL	BDL	BDL	BDL	Iron	0.09	0.09	0.075	0.075	0.095	0.095	Cadmium	BDL	BDL	BDL	BDL	BDL	BDL	Nickel	BDL	BDL	BDL	BDL	BDL	BDL	Cobalt	BDL	BDL	BDL	BDL	BDL	BDL	Depth of well from surface (ft.)	145	145	150	140	145	150	Water level in. well from surface (ft.)	4.4	4.45	6.80	7.75	3.50	18.00
Parameters	PW1	PW2	PW3	PW4	PW5	PW6																																																																																							
All figures in ppm except pH																																																																																													
pH	7.69	7.51	7.71	7.70	7.52	7.69																																																																																							
Suspended Solids	12.5	10.5	7.50	9.0	12.500	11.0																																																																																							
Lead	BDL	BDL	BDL	BDL	BDL	BDL																																																																																							
Zinc	0.34	0.27	0.465	0.16	0.44	0.37																																																																																							
Copper	BDL	BDL	BDL	BDL	BDL	BDL																																																																																							
Iron	0.09	0.09	0.075	0.075	0.095	0.095																																																																																							
Cadmium	BDL	BDL	BDL	BDL	BDL	BDL																																																																																							
Nickel	BDL	BDL	BDL	BDL	BDL	BDL																																																																																							
Cobalt	BDL	BDL	BDL	BDL	BDL	BDL																																																																																							
Depth of well from surface (ft.)	145	145	150	140	145	150																																																																																							
Water level in. well from surface (ft.)	4.4	4.45	6.80	7.75	3.50	18.00																																																																																							
xxvii)	The project proponent shall obtain necessary prior permission of the competent authorities for draw of requisite quantity of water required for the project.	<ul style="list-style-type: none">Complied, Groundwater intersection Permission have been obtained from CGWA vide letter No. CGWA/NOC/MIN/ORIG/2022/14264 Dated 07/01/2022.Average Surface & Ground Water Monitoring Results (around RD Mine & Tailing Dam Area) from October'24 to March'25 is furnished herewith as Annexure X. <table><tr><th>Parameters</th><th>Mine Water</th><th>Tailing Dam</th><th>Garland Drain</th><th>Sumer Singh Well</th><th>Nahar Singh Well</th></tr><tr><td colspan="6">All figures in ppm except pH</td></tr><tr><td>pH</td><td>6.88</td><td>7.26</td><td>7.01</td><td>7.27</td><td>7.20</td></tr><tr><td>Suspended Solids</td><td>14.17</td><td>14.83</td><td>18.50</td><td>10.50</td><td>12.00</td></tr><tr><td>Lead</td><td>BDL</td><td>BDL</td><td>BDL</td><td>BDL</td><td>BDL</td></tr><tr><td>Zinc</td><td>0.152</td><td>0.39</td><td>0.31</td><td>0.07</td><td>0.18</td></tr><tr><td>Copper</td><td>BDL</td><td>BDL</td><td>BDL</td><td>BDL</td><td>BDL</td></tr><tr><td>Iron</td><td>0.063</td><td>0.08</td><td>0.060</td><td>0.04</td><td>0.06</td></tr><tr><td>Cadmium</td><td>BDL</td><td>BDL</td><td>BDL</td><td>BDL</td><td>BDL</td></tr><tr><td>Nickle</td><td>BDL</td><td>BDL</td><td>BDL</td><td>BDL</td><td>BDL</td></tr><tr><td>Cobalt</td><td>BDL</td><td>BDL</td><td>BDL</td><td>BDL</td><td>BDL</td></tr></table>	Parameters	Mine Water	Tailing Dam	Garland Drain	Sumer Singh Well	Nahar Singh Well	All figures in ppm except pH						pH	6.88	7.26	7.01	7.27	7.20	Suspended Solids	14.17	14.83	18.50	10.50	12.00	Lead	BDL	BDL	BDL	BDL	BDL	Zinc	0.152	0.39	0.31	0.07	0.18	Copper	BDL	BDL	BDL	BDL	BDL	Iron	0.063	0.08	0.060	0.04	0.06	Cadmium	BDL	BDL	BDL	BDL	BDL	Nickle	BDL	BDL	BDL	BDL	BDL	Cobalt	BDL	BDL	BDL	BDL	BDL																									
Parameters	Mine Water	Tailing Dam	Garland Drain	Sumer Singh Well	Nahar Singh Well																																																																																								
All figures in ppm except pH																																																																																													
pH	6.88	7.26	7.01	7.27	7.20																																																																																								
Suspended Solids	14.17	14.83	18.50	10.50	12.00																																																																																								
Lead	BDL	BDL	BDL	BDL	BDL																																																																																								
Zinc	0.152	0.39	0.31	0.07	0.18																																																																																								
Copper	BDL	BDL	BDL	BDL	BDL																																																																																								
Iron	0.063	0.08	0.060	0.04	0.06																																																																																								
Cadmium	BDL	BDL	BDL	BDL	BDL																																																																																								
Nickle	BDL	BDL	BDL	BDL	BDL																																																																																								
Cobalt	BDL	BDL	BDL	BDL	BDL																																																																																								

 HINDUSTAN ZINC Rajasthan	Six Monthly EC Compliance Report (April 2025 to September 2025), Hindustan Zinc Limited, Dariba Integrated Project, Village Dariba, Tehsil - Railmagra, Dist. - Rajsamand, Rajasthan
--	---

xxviii)	<p>Suitable rainwater harvesting measures on long term basis shall be planned and implemented in consultation with the Regional Director, Central Ground Water Board.</p>	<ul style="list-style-type: none"> Complied, Suitable rainwater harvesting structures have been constructed in consultation with CGWB to harvest rain water and recharge the underground water on long term basis. Photos of GWH Structure <div style="display: flex; justify-content: space-around;"> <div style="text-align: center;">  Pond Deepening – Mahenduriya Pond </div> <div style="text-align: center;">  Mahenduriya Pond after Pond Deepening </div> </div> <div style="display: flex; justify-content: space-around;"> <div style="text-align: center;">  Recharge Well </div> <div style="text-align: center;">  Storm Water Ponds # 3 & # 4 </div> </div>
xxix)	<p>Catch drains and siltation ponds of appropriate size shall be constructed around the mineral and over burden dumps to prevent run off of water and flow of sediments directly into the Banas River and other water bodies. The water so collected shall be utilized for watering the mine area, roads, green belt development etc. The drains shall be regularly desilted particularly after the monsoon and maintained properly.</p>	<p>Complied</p> <ul style="list-style-type: none"> Garland drains have been constructed around the waste dump area along with a collection sump to prevent run off of water and flow of sediments directly into the Banas River and other water bodies. Collected water is being utilized for watering the mine area, roads, green belt development etc. The drains are regularly desilted particularly after the monsoon and maintained properly.
xxx)	<p>Garland drains, settling tanks and check dams of appropriate size, gradient and length shall be constructed around the mineral and over burden dumps to prevent run off of water and flow of sediments directly into the Banas River and other water bodies and sump capacity shall be designed keeping 50%</p>	<p>Complied.</p> <ul style="list-style-type: none"> Garland drains have been constructed around the waste dump area along with a collection sump to prevent run off of water and flow of sediments directly into the Banas River and other water bodies. Collection sump capacity was designed keeping all

	<p>safety margin over and above peak sudden rainfall (based on 50 years data) and maximum discharge in the area adjoining the mine site. Sump capacity shall also provide adequate retention period to allow proper settling of silt material. Sedimentation pits shall be constructed at the corners of the garland drains and desilted at regular intervals.</p>	<p>safety measures and adequate retention period to allow proper settling of silt material.</p> <ul style="list-style-type: none"> The drains are regularly desilted particularly after the monsoon and maintained properly.
xxxi)	<p>Underground mining shall be carried out using Vertical Retreat Mining (VRM) and Blast Hot Stopping (BHS) with back filling. Concentration and separation of Lead and Zinc minerals shall be carried out in the beneficiation plant.</p>	<p>Complied</p> <ul style="list-style-type: none"> Underground mining is being carried out by using Vertical Retreat Mining (VRM) and Blast Hot Stopping (BHS) with backfilling. Lead Zinc mineral is being concentrated and separated in the Beneficiation Plant. <div data-bbox="743 844 1436 1319" data-label="Image">  </div> <p>Underground RD mines</p>
xxxii)	<p>Controlled blasting practice shall be adopted. The mitigative measures for control of ground vibrations and to arrest fly rocks and boulders shall be implemented.</p>	<p>Complied</p> <ul style="list-style-type: none"> Controlled blasting is adopted. Same practice will be continued. Various mitigative measures for control of ground vibrations have being adopted. Being Underground mine there is no fly rocks and boulders generation. Photos of Ground Vibrations control and monitoring

		 <p>Instrument used for ground vibration monitoring</p>
xxxiii)	Wet drilling blasting method and provision for the control air emissions during blasting using dust collectors etc. shall be used.	<ul style="list-style-type: none"> Complied, Wet drilling Controlled blasting is being adopted to control air emissions and same practice will be regularly followed.  <p>Wet Drilling</p>
xxxiv)	Blast vibration shall be assessed from proposed operation. Ground subsidence and mine stability shall also be monitored on regular basis.	<p>Complied</p> <ul style="list-style-type: none"> Wet drilling Controlled blasting is being adopted in mining and the same practice will be regularly followed. Blast vibrations, Ground subsidence and mine stability are being continuously observed.
xxxv)	Regular monitoring of subsidence movement on the surface over working area and impact on water bodies/vegetation/ structures/ surrounding shall be continued till movement ceases completely. In case of observation of any high rate of subsidence movement, appropriate measures shall be taken to avoid loss of life and material. Cracks shall be effectively plugged with ballast and	<p>Complied</p> <ul style="list-style-type: none"> Regular subsidence-monitoring is carried out on surface on top of mining area, till date no subsidence is recorded. Measurements show negligible disturbance of less than 1 mm. All underground voids are promptly filled with cemented fill material.

	clayey soil/suitable material.	
xxxvi)	All the mine entries shall be above the highest flood level to avoid any anticipated flooding of mine from the surface water during the rainy season.	<p>Complied</p> <ul style="list-style-type: none"> Presently all the mine entries are above the highest flood level. HFL is 488.4 mRL. Main shaft collar & Auxiliary shaft collar are at 501 mRL and 496 mRL respectively.
xxxvii)	In areas where subsidence is anticipated in shallow mineral occurrence, such areas be identified and provided with garland drains to ensure draining of water and avoid ingress of the same in to the underground mine.	<ul style="list-style-type: none"> Complied, In area where any subsidence is anticipated, the areas are fenced along with garland drains to ensure draining of water and avoid ingress of the water in underground mine.
xxxviii)	The project authorities shall check the possibility of existence of fault(s) before deciding about the thickness of safe barrier required to be maintained between the working face and the water bodies, if any, in consultation with the Director General Mines & Safety (DGMS). De-pillaring shall also be carried out after taking prior approval of the DGMS.	<p>Complied</p> <ul style="list-style-type: none"> The stipulation is being complied with as per the DGMS guidelines. De pillaring, if required, is done with due approval from DGMS.
xxxix)	All the fly ash shall be utilized as per Fly Ash Notification, 1999 subsequently amended in 2003. Fly ash shall be provided to cement / brick manufacturing units for further use in making Pozollona Portland Cement (PPC).	<p>Complied</p> <ul style="list-style-type: none"> All the Fly Ash is utilized as per the Fly ash Notification and is being provided to cement manufacture for formation of PPC cement. Fly Ash return for financial year 2024-25 has been submitted in vide letter No. HZL/DSC/ENV/FLY ASH Return/2024-25 Dated -19.04.2025.
xl)	Mine waste shall be dumped in mine voids. Overburden due to mine expansion shall be dumped at a designated place. Waste rocks generated due to mining activity shall be utilized in construction and enhancement of tailing dam. In beneficiation plant, existing tailing dam shall be used for disposal of tailings.	<p>Complied</p> <ul style="list-style-type: none"> Mine waste is used for height rising of the tailing dam and construction of roads. Tailings generated from Beneficiation plant being disposed of in tailing dam.
xli)	The solid waste generated in the form Jarosite shall be stabilized as Jarofix and disposed off in Jarofix disposal yard	<p>Complied</p> <ul style="list-style-type: none"> Major waste Jarosite is being generated during extraction of zinc ore concentrate by


inside the plant premises. Cobalt cake, cooler cake, anode mud, enrichment cake, ETP sludge and spent catalyst etc. shall be disposed off in secured landfill (SLF). Waste/used oil shall be sold to registered recyclers.

hydrometallurgy operations (hydro plant).



- Jarosite is mixed with 2% lime and 12-14% cement which results stable material called Jarofix which is being disposed in HDPE lined Jarofix Disposal Yard in systematic way.
- The above technology supplied by M/s CEZ, Canada.
- The advantage of Jarofix is having much improved density and physic-mechanical properties and reduce reachability of the heavy metals.
- The design of HDPE lined Jarofix Disposal yard is approved by RSPCB.
- Anode mud is being recycled back into the process and surplus, if any is sold to registered recycler.
- Fly Ash generated from Power plant is being provided to cement manufacture. Bottom ash is being provided to bricks manufacturer.
- Cooler Cake and ETP sludge after stabilization is being disposed into SLF.
- Piezometers are provided at down/up stream of Secured land fill and Jarofix.
- Regular third-party monitoring of the ground water collected from piezometers by M/s Vibrant Techno Lab Pvt Ltd, which is MOEF&CC accredited laboratory.
- Waste/used oil is being sold to registered recyclers.




Used Oil Storage



Organic Waste Converter

		 <p>Secured Landfill</p>	 <p>Jarofix Yard</p>
xlii)	<p>ETP Sludge in the form of cake shall be disposed to the captive SLF. Jarosite shall be treated by mixing lime and cement to produce Jarofix, a stable product. After stabilization, Jarofix shall be disposed in dedicated disposal yard. Cooler cake and part of lead silver residue shall be neutralized and stabilized before disposal in SLF. Anode mud, cobalt cake and purification cake shall be recycled back in the process and, if surplus, shall be sold to authorized recyclers or disposed in SLF after neutralization. Spent catalyst shall be disposed in SLF after neutralization. Lead smelter slag after fuming shall be stored in designated area and alternatives shall be explored for usage in road construction and cement manufacturing.</p>	<p>Complied.</p> <ul style="list-style-type: none"> ETP Sludge in the form of cake and Cooler Cake are disposed to the captive SLF after stabilization. Jarosite after stabilization with lime and cement is being disposed in HDPE Lined Jarofix Disposal Yard. Other hazardous wastes like Anode Mud, Purification Cake are being sold to authorized recyclers. 	
xliii)	<p>Column Leachate Studies of the stock piles of Run-of the-mine (ROM) ore, crushed ore, tailings, Jarofix shall be carried out to ascertain the pollution potential as per details given below:</p> <p>Temperature fluctuation and sunlight exposure under confined and unconfined conditions.</p> <p>Buried conditions</p> <p>Air circulation</p> <p>Dry – wet conditions in both confined and unconfined situations</p> <p>Temperature episodes and leachate release conditions</p>	<p>Complied.</p> <ul style="list-style-type: none"> Report on Column Leachate Studies of the stockpiles of Run-of the-mine (ROM) ore, crushed ore, tailings, Jarofix, carried out by IIT Kharagpur is submitted along with EC compliance report for Apr'12 to Sep'12 period vide letter HZL /DSC/ENV/2012/8/24.11.2012. (Report is again attached in Six monthly compliance report (HZL/RDC/EC-CR/2021-22/H2) dated 26.05.2022.) Monitoring of Primary and Secondary organics (Poly Aromatic Hydrocarbons) and various anions and cations in Jarofix/Jarosite and Fresh tailings. Report is again attached in Six monthly compliance report (HZL/RDC/EC-CR/2021-22/H2) dated 26.05.2022. 	

 HINDUSTAN ZINC Rajasthan	Six Monthly EC Compliance Report (April 2025 to September 2025), Hindustan Zinc Limited, Dariba Integrated Project, Village Dariba, Tehsil - Railmagra, Dist. - Rajsamand, Rajasthan
--	---


	<p>Leachate environmental residence study</p> <p>The leachate shall be measured for heavy metals for cations viz. As, St, Ni, Cu, Sb, Cr, Hg, Fe, Al, Pb, Zn, Au and Ag and anions viz. Sulfate, Chloride, Fluorine, Carbonate, Bicarbonate, Phosphate. The primary and secondary organics (Poly Aromatic Hydrocarbons) shall also be monitored in Jarofix and fresh tailings. Reports prepared shall be submitted to the Ministry within 6 months of operation of the plant.</p>	
xlv)	<p>The tailing dam shall be provided with HDPE lining. Tailing dam stability, risk assessment and disaster risk mitigation & planning studies shall be conducted in the likely affected zone.</p>	<p>Complied.</p> <ul style="list-style-type: none"> • HDPE lining is being provided in tailing dam. • Tailing Dam and SLF stability, risk assessment and disaster risk mitigation & planning studies are conducted, and report is again attached in Six monthly compliance report (HZZ/RDC/EC-CR/2021-22/H2) dated 26.05.2022.
xlv)	<p>A complete hazards and risk assessment, and mitigation studies of the areas where hazardous substances are stored shall be carried out by approved agencies having qualified personnel. All plants identifiable hazardous areas like Sulfuric acid plants shall be color coded in "Red" and shall be made safe from any eventual spill or leakage. Regular inspection of the site shall be carried out.</p>	<p>Complied.</p> <ul style="list-style-type: none"> • HAZOP study has been carried out by M/s Safety Consultancy Services, Mumbai. • Recommendations of the report are implemented. • Sulphuric Acid Plant has been color coded in "Red" and made safe from any eventual spill or leakage. • Regular site inspection is being carried out for all sites. <p>Hazard and risk assessment are being carried out regularly and report is attached in Six monthly compliance report (HZZ/RDC/EC-CR/2021-22/H2) dated 26.05.2022</p>
xlv)	<p>In the mine sites, proper delineation of the confined and unconfined aquifers, permanent surface water bodies (having more than 1 ft standing water for at least 240 days in a year) within the lease hold area and within 3 kms radius of any potential mine site have to be shown in a map. Action plan shall be prepared for the protection of aquifers in the mine area during process of mining and submitted to the Ministry and its</p>	<ul style="list-style-type: none"> • Complied, No such surface water body exist having more than 1 ft standing water for at least 240 days in a year within the lease hold area and within 3 kms radius of any potential mine site.

	Regional Office at Lucknow.	
xlvi)	The top soil, if any, shall temporarily be stored at earmarked site(s) only and it shall not be kept unutilized for long. The topsoil shall be used for land reclamation and plantation.	<ul style="list-style-type: none"> Not applicable as mine is underground, therefore, no topsoil is not generated.
xlvi)	The over burden generated during the mining operation shall be stacked at earmarked dump site(s) only and it shall not be kept active for a long period of time and its phase-wise stabilization shall be carried out. There shall be one external over burden dump. Proper terracing of the OB dump shall be carried out so that the overall slope of the dump shall be maintained to 28°. The over burden dump shall be scientifically vegetated with suitable native species to prevent erosion and surface run off. Monitoring and management of rehabilitated areas shall continue until the vegetation becomes self-sustaining. Compliance status shall be submitted to the Ministry of Environment & Forests and its Regional Office located at Lucknow on six monthly basis.	<p>Complied.</p> <ul style="list-style-type: none"> One external overburden dump at mine site with 10-meter height and overall slope of 28° is maintained. Two nos. of inactive dumps are rehabilitated with plantation. Strengthening of Green cover on the inactive dump is being ensure.
xlix)	Pre-placement medical examination and periodical medical examination of the workers engaged in the project shall be carried out and records maintained. For the purpose, schedule of health examination of the workers shall be drawn and followed accordingly.	<p>Complied</p> <ul style="list-style-type: none"> Medical examination of all the workers engaged is carried out and records are maintained as per the rules. The main tests include in PME are Audiometry, Lung function & X- Ray.
l)	As proposed, plantation shall be raised in an area of 33 % ha. Including a 7.5 m wide green belt in the safety zone around the mining lease, over burden dump, around beneficiation plant, around tailing dam, roads etc. as per Central Pollution Control Board guidelines by planting the native species around the periphery of plant and township, canopy based green belt shall	<p>Complied</p> <ul style="list-style-type: none"> 33% of acquired area has been covered under plantation and the same is being maintained. Native plant species with long life are being planted as per CPCB guidelines and consultation with DFO. SO₂ resistant plant species are being selected for plantation. The density of the trees is around 1500 plants per

be developed in consultation with the local DFO/Agriculture Department. The density of the trees shall be around 1,500 plants per ha.

ha.


- Gap filling plantation is being carried out yearly to maintain the >95% survival rate of the plantation.



Panoramic View of Industrial Area with Green Belt




Plantation Near Main Gate



Plantation CPP Boundary Wall



Plantation near Community Centre



Plantation opposite Residential Colony




Plantation – In front of CDSS



Plantation – Parking Area

li)	Action plan for the mining, management of over burden (removal, storage, disposal etc.), reclamation of the mined-out area etc. shall be submitted to the Ministry and its Regional Office at Lucknow. A final mine closure plan along with details of Corpus Fund shall be submitted to the Ministry of Environment & Forests 5 years in advance of final mine closure for approval.	<p>Noted for Compliance.</p> <ul style="list-style-type: none"> • Presently, Mining is in the operational stage and have sufficient Reserves and Resources for the long term mine life. • The Progressive Mine Closure Plan is part of Approved Mine Plan and all the measures are under implementation as per approved plan. • Approved Final Mine closure along with sufficient corpus fund will be submitted to Regional Office, MOEF&CC, Lucknow, 5 years in advance of mine closure.
lii)	Conservation Plan for Schedule-I animals as per Wildlife Protection Act, 1972, if found in the study area shall be prepared and implemented on priority before commission the project for the conservation of wild fauna in consultation with the State Forest & Wildlife Department.	<p>Complied.</p> <ul style="list-style-type: none"> • No schedule-I animals are found in the core and buffer zone. • Being responsible company, various conservation measures for flora and fauna are being implemented in and around the project area.
liii)	Regular medical examination and health monitoring of all the employees for Lead (Pb) and Cadmium (Cd) shall be carried out and if cases of presence of Lead (Pb) and Cadmium (Cd) are detected, necessary compensation shall be arranged under the existing laws. A competent occupational health physician shall be appointed to carry out medical surveillance. Occupational health of all the workers shall be monitored for relevant parameters and records maintained for at least 40 years from the beginning of the employment or 15 years after the retirement or cessation of employment whichever is later.	<p>Complied.</p> <ul style="list-style-type: none"> • A full-fledged occupation health center with qualified doctor is established in the project site. • All personnel working in the Lead plant undergo test for Lead and Cadmium in Blood, to ensure early detection and rehabilitation if required. • The records are being maintained as stipulated.
liv)	All the recommendations made in Charter for Corporate Responsibility for Environment Protection (CREP) for Zinc smelters shall be implemented.	<p>Complied</p> <ul style="list-style-type: none"> • SO₂ levels are ensured below the limit of 1.5 kg/ton Sulphuric acid produced and acid mist lower than 50 mg/Nm³. • Compliance of recommendations made in Charter for Corporate Responsibility for Environment

 HINDUSTAN ZINC Rajasthan	Six Monthly EC Compliance Report (April 2025 to September 2025), Hindustan Zinc Limited, Dariba Integrated Project, Village Dariba, Tehsil - Railmagra, Dist. - Rajsamand, Rajasthan
--	---

		Protection (CREP) for Zinc smelter submitted with Six monthly compliance report (HZL/RDC/EC-CR/2021-22/H2) dated 26.05.2022																																	
lv)	Overall proper housekeeping shall be ensured in all the plant areas viz. Zinc and Lead smelter, Beneficiation plant, Captive power plant and other processing plant areas. The Company shall improve overall housekeeping by asphaltting the internal roads and to reduce the generation of fugitive dust from vehicle movements.	Complied <ul style="list-style-type: none"> Internal roads have been concreted/ asphalted to reduce the dust emission. The roads are being swept through road sweepers and cleaned with water. 																																	
lvi)	Adequate funds shall be earmarked towards capital cost and recurring expenditure per annum and a break up shall be submitted to the Ministry covering all aspects of the environment pollution control measures including extensive tree plantation on the mine and plant sites with an objective to achieve 33 % green cover within 3 years of project completion and recurring expenditure/annum for adequate pollution control measures with on-line motoring systems, ETPs, SWTPs, sound and vibration control, social forestry, rain water harvesting, occupational health, employment of environmental cadre personnel for continuous improvement etc.	Complied <ul style="list-style-type: none"> Adequate funds are allocated for capital and revenue expenditures and no fund is diverted to other jobs/places. Environmental control measure expenditure breakup for FY2024-25 and Funds earmarked towards environmental control measures for FY2025-26 has been attached as Annexure- XIII & XIV. <table border="1" data-bbox="762 1279 1501 1877"> <thead> <tr> <th>S.No</th><th>Description (Funds earmarked towards environmental control measures for FY 2024-25)</th><th>Total Amount (Rs. In Lakhs)</th></tr> </thead> <tbody> <tr> <td>1</td><td>Green Belt Development, Maintenance of old plantation & landscaping</td><td>331.82</td></tr> <tr> <td>2</td><td>Environment Monitoring</td><td>210.44</td></tr> <tr> <td>3</td><td>Storm water ponds operations and maintenance & Monsoon management</td><td>169.44</td></tr> <tr> <td>4</td><td>Environmental training, awareness and publicity</td><td>16.92</td></tr> <tr> <td>5</td><td>Hazardous Waste Management</td><td>3704.24</td></tr> <tr> <td>6</td><td>O&M of Organic waste Converter</td><td>2.40</td></tr> <tr> <td>7</td><td>Environmental Audit & IMS</td><td>8.80</td></tr> <tr> <td>8</td><td>Returns, Fees for Award & CTO</td><td>127.40</td></tr> <tr> <td>9</td><td>Pollution control measures</td><td>348.24</td></tr> <tr> <td></td><td>Grand Total</td><td>4919.70</td></tr> </tbody> </table>	S.No	Description (Funds earmarked towards environmental control measures for FY 2024-25)	Total Amount (Rs. In Lakhs)	1	Green Belt Development, Maintenance of old plantation & landscaping	331.82	2	Environment Monitoring	210.44	3	Storm water ponds operations and maintenance & Monsoon management	169.44	4	Environmental training, awareness and publicity	16.92	5	Hazardous Waste Management	3704.24	6	O&M of Organic waste Converter	2.40	7	Environmental Audit & IMS	8.80	8	Returns, Fees for Award & CTO	127.40	9	Pollution control measures	348.24		Grand Total	4919.70
S.No	Description (Funds earmarked towards environmental control measures for FY 2024-25)	Total Amount (Rs. In Lakhs)																																	
1	Green Belt Development, Maintenance of old plantation & landscaping	331.82																																	
2	Environment Monitoring	210.44																																	
3	Storm water ponds operations and maintenance & Monsoon management	169.44																																	
4	Environmental training, awareness and publicity	16.92																																	
5	Hazardous Waste Management	3704.24																																	
6	O&M of Organic waste Converter	2.40																																	
7	Environmental Audit & IMS	8.80																																	
8	Returns, Fees for Award & CTO	127.40																																	
9	Pollution control measures	348.24																																	
	Grand Total	4919.70																																	
lvii)	Rehabilitation and Resettlement Plan for the project affected population including tribals, if applicable, as per the policy of the State Govt. in consultation with the	<ul style="list-style-type: none"> Noted for compliance, as of now no Rehabilitation and Resettlement Plan applicable for this project. 																																	

	State Govt. of Rajasthan shall be implemented. Compensation paid in any case shall not be less than the norms prescribed under the National Resettlement and Rehabilitation Policy, 2007.	
lviii)	All the safety norms stipulated by the Director General, Mine & Safety (DGMS) shall be implemented.	<ul style="list-style-type: none"> Compliance of all safety norms stipulated by DGMS is being implemented.
lix)	All the recommendations made in the Charter on Corporate Responsibility for Environment Protection (CREP) for the Smelters, thermal power plants and mining shall be implemented.	<p>Complied</p> <ul style="list-style-type: none"> SO₂ levels are ensured below the limit of 1.5 kg/ton Sulphuric acid produced and acid mist lower than 50 mg/Nm³. Compliance of recommendations made in Charter for Corporate Responsibility for Environment Protection (CREP) for Zinc smelters, Thermal Power Plants and mining was submitted with six monthly compliance report (HZL/RDC/EC-CR/2021-22/H2) dated 26.05.2022
lx)	The company shall comply with the commitments made during public hearing / consultation meeting held.	<ul style="list-style-type: none"> Complied, all commitments made during Public Hearing/consultations are being complied.
lxi)	No change in mining technology and scope of working shall be carried out without prior approval of the Ministry.	<ul style="list-style-type: none"> Noted for compliance, No further expansion or modification of the plant and change in mining technology will be carried out without prior approval of the Ministry.
lxii)	The company shall provide housing for construction labour within the site with all necessary infrastructure and facilities such as fuel for cooking, mobile toilets, mobile STP, safe drinking water, medical health care, crèche etc. The housing may be in the form of temporary structures to be removed after the completion of the project.	<ul style="list-style-type: none"> Noted for compliance, No any major construction is going on the site. However, various labors are residing on the colony area. Basic facilities are provided.
B.	EC General Conditions	Status of Compliance
i)	The project authorities must strictly adhere to the stipulations made by the Rajasthan State Pollution Control Board	<ul style="list-style-type: none"> Complied, Consent to operates have been obtained from the Rajasthan State Pollution Control Board (RSPCB) and all the conditions stipulated therein




Six Monthly EC Compliance Report (April 2025 to September 2025), Hindustan Zinc Limited, Dariba Integrated Project, Village Dariba, Tehsil - Railmagra, Dist. - Rajsamand, Rajasthan

	(RSPCB) and the State Government.	are being implemented.					
ii)	No expansion or modifications in the plant shall be carried out without prior approval of the Ministry of Environment and Forests.	<ul style="list-style-type: none">Noted for Compliance, No further expansion or modification of the plant and change in mining technology will be carried out without prior approval of the Ministry.					
iii)	Adequate number of ambient air quality-monitoring stations shall be established in the downward direction as well as where maximum ground level concentration of SPM, SO2 and NOx are anticipated in consultation with the Rajasthan State Pollution Control Board. Data on ambient air quality and stack emission shall be regularly submitted to this Ministry including its Regional Office at Lucknow and the State Pollution Control Board/Central Pollution Control Board once in six months.	Complied.					
		<ul style="list-style-type: none">Third Party Periodical monitoring of various parameters i.e. PM10, PM2.5, NOx and SO2 are being done in the ambient air within the impact zone.Ambient Air Quality Monitoring Stations (AAQMS) have been established.Third party monitoring of Ambient air quality carried out by Third party, which is NABL and MoEF&CC accredited laboratory.					
		Parameters (µg/ m3)	Observed Value				
			Near Main Gate	Near Storm Water pond	Near CPP Area	Near SLF Area	
			PM10	79.91	76.75	75.10	84.50
			PM2.5	35.79	37.88	32.92	39.96
			SO2	23.50	13.71	13.75	14.33
			NO2	27.98	25.06	23.28	25.15
			CO	0.82	0.68	0.71	0.74
			Pb	0.42	0.36	0.32	0.47
			Ni	<5	<5	<5	<5
		As	<0.5	<0.5	<0.5	<0.5	
		<ul style="list-style-type: none">Average Ambient Air Quality Monitoring results are enclosed herewith as Annexure IIEight nos. of AAQMS have been established at buffer zone for ambient air quality monitoring are enclosed as Annexure III.Zero discharge is being maintained.The monitored data have been displayed on display board at the project site and also on Company website along with Six Monthly Environment Compliance report. Link of the report is https://www.hzlindia.com/sustainability/enviromen					


		<p>nt-compliance/</p> <ul style="list-style-type: none"> Six Monthly Environment Compliance report along with all Analysis reports for the ambient, stack and fugitive emission are enclosed and being submitted to the Regional Office, MOEF&CC Lucknow, CPCB and RSPCB.
iv)	Industrial wastewater shall be properly collected, treated so as to conform to the standards prescribed under GSR 422 (E) dated 19th May, 1993 and 31st December, 1993 or as amended from time to time. The treated wastewater should be recycled in the plant as well as utilization for plantation purposes.	<p>Complied</p> <ul style="list-style-type: none"> Industrial waste water is properly collected, treated in the ETP (capacity 12200KLD) followed by double stage RO (capacity 8850 KLD) and MEE 600 KLD capacity so as to confirm treated water quality as per the prescribed standards and recycled back in the plant as well as utilized for plantation purposes. Details of ETP plant has been submitted along with six monthly compliance report vide letter no. HZL/DSC/Env/2011/2/2 dated 23.11.2011. Zero Discharge is being maintained.
v)	The project authorities must strictly comply with the rules and regulations with regard to handling and disposal of hazardous wastes in accordance with the Hazardous Wastes (Management and Handling) Rules, 2003. Authorization from the State Pollution Control Board must be obtained for collection, storage, treatment and disposal of hazardous wastes.	<p>Complied</p> <ul style="list-style-type: none"> Hazardous waste Authorization under Hazardous Waste and other Waste (Management and Handling & Transboundary) Rules, 2016 has been obtained from RSPCB. Hazardous Wastes are properly collected and stored in dedicated area before handed over to authorized vendor. Jarosite is mixed with 4% lime and 12-14% cement which results stable material called Jarofix which is being disposed in HDPE lined Jarofix Disposal Yard in systematic way. Anod mud is being reuse/ sold to registered recycler. Fly Ash generated from Power plant is being provided to cement manufacture. Bottom ash is being provided to bricks manufacture Cooler Cake and ETP sludge after stabilization is being disposed into SLF. Waste/used oil is being sold to registered recycler.
vi)	The overall noise levels in and around	Complied

	the plant area shall be kept well within the standards (85 dBA) by providing noise control measures including acoustic hoods, silencers, enclosures etc. on all sources of noise generation. The ambient noise levels should conform to the standards prescribed under EPA Rules, 1989 viz. 75 dBA (daytime) and 70 dBA (nighttime).	<ul style="list-style-type: none"> Noise control measures including acoustic hoods, silencers, enclosures etc. have been provided on all sources of noise generation. Noise levels in and around the plant area are being monitored regularly and utmost care is taken to ensure that noise level remains below the norms. Average noise monitoring report is furnished herewith as Annexure XI.
vii)	Occupational Health Surveillance of the workers shall be done on a regular basis and records maintained as per the Factories Act.	<p>Complied</p> <ul style="list-style-type: none"> A full-fledged occupation health center with qualified doctor is established in the project site. All personnel working in the Lead plant undergo test for Lead and Cadmium in Blood, to ensure early detection and rehabilitation if required. The records are being maintained as stipulated.
viii)	The project proponent shall also comply with all the environmental protection measures and safeguards recommended in the EIA/EMP/risk analysis and DMP report.	<p>Complied</p> <ul style="list-style-type: none"> Environmental protection measures and safeguards recommended in the EIA/EMP/risk analysis and DMP report are being implemented. For emission control, ESP, Bag houses, Venturi, cyclone and gas wash tower have been installed with adequate stacks height for proper dispersion of emission. For Effluent. Control, zero discharge is being maintained through ETP, Double stage RO and MEE plants. For Hazardous waste management, best available technology being used for waste minimization and disposal of Hazardous waste is being done as per Authorization conditions.
ix)	As proposed, Rs. 230.00 Crores and Rs. 1.20 Crores shall be earmarked towards total capital cost and recurring cost/annum for environmental pollution control measures to implement the conditions stipulated by the Ministry of Environment and Forests as well as the State Government along with the implementation schedule for all the conditions stipulated herein. The funds so provided should not be diverted for	<p>Complied</p> <ul style="list-style-type: none"> Adequate funds are allocated for capital and revenue expenditures and no fund is diverted to other jobs/places. Environmental control measure expenditure breakup for FY2024-25 and Funds earmarked towards environmental control measures for FY2025-26 has already been submitted as Annexure- XIII & XIV.

	any other purposes.	<table> <tr> <th>S. No.</th><th>Description (Expenditure towards environmental control measures for FY 2024-25)</th><th>Total Amount (Rs. In Lakhs)</th></tr> <tr> <td>1</td><td>Green Belt Development, Maintenance of old plantation & landscaping</td><td>110.85</td></tr> <tr> <td>2</td><td>Environment Monitoring</td><td>163.54</td></tr> <tr> <td>3</td><td>Storm water ponds operations and maintenance & Monsoon management</td><td>90.03</td></tr> <tr> <td>4</td><td>Environmental training, awareness, and publicity</td><td>1.85</td></tr> <tr> <td>5</td><td>Hazardous Waste Management</td><td>2,583.52</td></tr> <tr> <td>6</td><td>O&M of Organic waste Convertor</td><td>0.00</td></tr> <tr> <td>7</td><td>Environmental Audit & IMS</td><td>18.57</td></tr> <tr> <td>8</td><td>Returns, Fees for Award & CTO</td><td>30.09</td></tr> <tr> <td>9</td><td>Pollution control measures</td><td>339.08</td></tr> <tr> <td></td><td>Grand Total</td><td>3,337.54</td></tr> </table>	S. No.	Description (Expenditure towards environmental control measures for FY 2024-25)	Total Amount (Rs. In Lakhs)	1	Green Belt Development, Maintenance of old plantation & landscaping	110.85	2	Environment Monitoring	163.54	3	Storm water ponds operations and maintenance & Monsoon management	90.03	4	Environmental training, awareness, and publicity	1.85	5	Hazardous Waste Management	2,583.52	6	O&M of Organic waste Convertor	0.00	7	Environmental Audit & IMS	18.57	8	Returns, Fees for Award & CTO	30.09	9	Pollution control measures	339.08		Grand Total	3,337.54
S. No.	Description (Expenditure towards environmental control measures for FY 2024-25)	Total Amount (Rs. In Lakhs)																																	
1	Green Belt Development, Maintenance of old plantation & landscaping	110.85																																	
2	Environment Monitoring	163.54																																	
3	Storm water ponds operations and maintenance & Monsoon management	90.03																																	
4	Environmental training, awareness, and publicity	1.85																																	
5	Hazardous Waste Management	2,583.52																																	
6	O&M of Organic waste Convertor	0.00																																	
7	Environmental Audit & IMS	18.57																																	
8	Returns, Fees for Award & CTO	30.09																																	
9	Pollution control measures	339.08																																	
	Grand Total	3,337.54																																	
x)	A copy of clearance letter shall be sent by the proponent to concerned Panchayat, Zila Parishad/ Municipal Corporation, Urban Local Body and the local NGO, if any, from whom suggestions/ representations, if any, were received while processing the proposal. The clearance letter shall also be put on the web site of the company by the proponent.	<ul style="list-style-type: none"> Complied and communicated to Regional Office, MoEF vide letter no: HZL/RDM/Env/2009/898 dated 20.11.2009. 																																	
xi)	The project proponent shall upload the status of compliance of the stipulated environment clearance conditions, including results of monitored data on their website and shall update the same periodically. It shall simultaneously be sent to the Regional Office of the MOEF at Lucknow, the respective Zonal Office of CPCB and the RSPCB. The criteria pollutant levels namely; SPM, RSPM, SO ₂ , NO _x (ambient levels as well as stack emissions) or critical sectoral parameters, indicated for the projects shall be monitored and displayed at a convenient location near the main gate of the company in the public domain.	<p>Complied</p> <ul style="list-style-type: none"> Status of compliance of the stipulated environment clearance conditions, including results of monitored data are being furnished regularly to the Regional Office, MOEF&CC, CPCB and RSPCB. Critical environmental parameters are being displayed near the main gate and company website along with six monthly compliance reports. Link of the report is https://www.hzllindia.com/sustainability/environment-compliance/ 																																	
xii)	The project proponent shall also submit	Complied																																	

 HINDUSTAN ZINC Rajasthan	Six Monthly EC Compliance Report (April 2025 to September 2025), Hindustan Zinc Limited, Dariba Integrated Project, Village Dariba, Tehsil - Railmagra, Dist. - Rajsamand, Rajasthan
--	---

	<p>six monthly reports on the status of the compliance of the stipulated environmental conditions including results of monitored data (both in hard copies as well as by e-mail) to the Regional Office of MOEF, the respective Zonal Office of CPCB and the RSPCB. The Regional Office of this Ministry at Lucknow / CPCB / RSPCB shall monitor the stipulated conditions.</p>	<ul style="list-style-type: none"> The monitored data has been displayed on the display board at the project site and on the Company website along with Six Monthly Environment Compliance report. Link of the report is https://www.hzlindia.com/sustainability/environment-compliance/ Six Monthly Environment Compliance report along with all Analysis reports for the ambient, stack and fugitive emission are enclosed and being submitted to the Regional Office, MOEF&CC Lucknow, CPCB and RSPCB.
xiii)	<p>The environmental statement for each financial year ending 31st March in Form-V as is mandated to be submitted by the project proponent to the concerned State Pollution Control Board as prescribed under the Environment (Protection) Rules, 1986, as amended subsequently, shall also be put on the website of the company along with the status of compliance of environmental conditions and shall also be sent to the respective Regional Offices of the MOEF by e-mail.</p>	<p>Complied</p> <ul style="list-style-type: none"> Environmental Statement (Form-V) of Financial Year 2024-25 is submitted on date 23.09.2025 via letter number: HZL/DSC/ENV/ES/2025/1 for Zinc, HZL/DSC/ENV/ES/2025/2 for Lead, & HZL/DSC/ENV/ES/2025/3 for CPP. Environmental Statement (Form-V) of Financial Year 2024-25 is displayed on the Company website along with Six Monthly Environment Compliance report. Link of the Form V is https://www.hzlindia.com/sustainability/environment-compliance/
xiv)	<p>The Project Proponent shall inform the public that the project has been accorded environmental clearance by the Ministry and copies of the clearance letter are available with the RSPCB and may also be seen at Website of the Ministry of Environment and Forests at http://envfor.nic.in. This shall be advertised within seven days from the date of issue of the clearance letter, at least in two local newspapers that are widely circulated in the region of which one shall be in the vernacular language of the locality concerned and a copy of the same should be forwarded to the Regional office.</p>	<ul style="list-style-type: none"> Complied, Press advertisement published in local newspapers (hindi) i.e. Rajasthan Patrika & Dainik Bhasker (Rajsamand edition) on 08.11.09 and has been communicated to Regional Office, MoEF vide letter no: HZL/RDM/Env/2009/898 dated 20.11.2009.
xv)	<p>Project authorities shall inform the Regional Office as well as the Ministry, the date of financial closure and final approval of the project by the concerned</p>	<ul style="list-style-type: none"> Complied.

 HINDUSTAN ZINC Rajasthan	Six Monthly EC Compliance Report (April 2025 to September 2025), Hindustan Zinc Limited, Dariba Integrated Project, Village Dariba, Tehsil - Railmagra, Dist. - Rajsamand, Rajasthan
--	---

	authorities and the date of commencing the land development work.	
Environment Clearance Letter no.: J-11015/380/2008-IA II (I) dated 26.7.2018 for Expansion of Lead Zinc Ore production from 0.9 MTPA to 1.08 MTPA		
1.	The environmental clearance will not be operational till such time the project proponent complies with all the statutory requirements and Judgement of Hon'ble Supreme Court dated 2nd August 2017 in Writ Petition (Civil) No: 114 of 2014 in the matter of Common Cause versus Union of India and Ors, if any, applicable to this project.	<ul style="list-style-type: none"> Noted and Complied.
2.	The Department of Mines and Geology, Government of Rajasthan shall ensure that mining operations shall not commence till the entire compensation levied, if any, for illegal mining paid by the Project Proponent through their respective department of Mines and Geology in strict compliance of Judgement of Hon'ble Supreme Court dated 2nd August 2017 in Writ Petition (Civil) No: 114 of 2014 in the matter of Common Cause versus Union of India and Ors.	<ul style="list-style-type: none"> Noted and Complied.
3.	All other specific and general conditions mentioned in the Ministry's EC Letter No: J-11015/380/2008-IA-II(M) dated 4.11.2009 shall remain the same.	<ul style="list-style-type: none"> Noted and Complied.

Annexure I

**Hindustan Zinc Limited
Dariba Smelter Complex
Dariba, Dist. Rajsamand, Rajasthan.**

SO₂ Continuous Monitoring Report (April'25- September'25)

Month Location	Parameters	Prescribed Limits	April'25	May'25	June'25	July'25	August'25	September'25
Acid Plant* (Zinc Smelter) Roaster-1	SO ₂ (Kg/T of H ₂ SO ₄ Production)	1.5	0.70	0.70	0.67	0.48	0.57	0.72
Acid Plant* (Zinc Smelter) Roaster-2	SO ₂ (Kg/T of H ₂ SO ₄ Production)	1.5	0.99	0.99	0.94	0.86	0.88	0.88
TGT Stack (Lead Plant)	SO ₂ (Kg/T of H ₂ SO ₄ Production)	1.5	0.17	0.20	0.27	0.32	0.26	0.20



Team Member - Environment
Dariba Smelter Complex



VIBRANT TECHNO LAB PVT. LTD.

ISO 9001, 14001 & 45001 Certified Company

EPA Recognized Laboratory | NABET Accredited EIA Consultant Organisation

TEST REPORT

VIBRANT
Sample Number : VTL/S/01

TC-16019

Name & Address of the Party : M/s Hindustan Zinc Ltd.
Dariba Smelter Complex, Post- Dariba, District -
Rajpura Dariba Udaipur Rajasthan

Report No. : VTL/S/2505170002/A
Format No : 7.8 F-03
Party Reference No : NIL
Report Date : 22/05/2025
Period of Analysis : 17/05/2025-22/05/2025
Receipt Date : 17/05/2025

Sample Description : Stack Emission Monitoring

General Information:-

Sampling Location : LEP Pyro South
Sample Collected By : VTL Team
Date of Sampling : 14/05/2025
Sampling duration (Minutes) : 38 Min. (15:20 to 15:58 Hrs.)
Stack attached to : Bag Filter
Make of stack : MS
Diameter of stack(m) : 2.0 M.
Height of stack(m) : 40 M.
Instrument calibration status : Calibrated
Meteorological Condition : Clear Sky
Ambient Temperature - Ta (°C) : 35
Temperature of Stack Gases - Ts (°C) : 113
Velocity of Stack Gases (m/sec.) : 7.61
Flow rate of PM (LPM) : 26
Flow rate of Gas (LPM) : --
Sampling condition : OK
Protocol used : IS 11255 & USEPA
Coordinates : --

S.No.	Parameters	Test Method	Results	Units	Limits
1	Particulate Matter (as PM)	IS: 11255 (P-1) : 1985, RA 2019	42.90	mg/Nm ³	50.0
2	Lead (Pb)	USEPA 29 : 2017	6.42	mg/Nm ³	10.0

*BLQ= Below Limit Of Quantification, **LOQ= Limit Of Quantification

End of Report



Checked by



RK Yadav
Lab Incharge
Authorized Signatory




Page No. 1/1

Corporate & Registered Office:

Plot No. Q-39, Shringarpura, Narayan Vihar Q,
Bhankrota, Jaipur 302026 (Raj.)
0141-2954638 bd@vibranttechnolab.com
www.vibranttechnolab.com

Terms & Conditions:

1. The Result Listed refer only to the tested sample and applicable parameters.
2. Total Liability of our concern is limited to the invoiced amount. 3. The report is not to be reproduced wholly or part and cannot be used as an evidence in the court of law and should not be used in any advertising media without our special permission in writing. 4. Authenticity of Test Report and Accreditation status may be seen online through QR Code. 5. Retention period of sample will be 30 days only, any query beyond 30 days will not be entertained.

**VIBRANT**

Sample Number : VTL/S/02



TC-16019

VIBRANT TECHNO LAB PVT. LTD.

ISO 9001, 14001 & 45001 Certified Company

EPA Recognized Laboratory | NABET Accredited EIA Consultant Organisation

TEST REPORT

Name & Address of the Party : M/s Hindustan Zinc Ltd.
 Dariba Smelter Complex, Post- Dariba, District -
 Rajpura Dariba Udaipur Rajasthan

Report No. : VTL/S/2505170003/A
 Format No : 7.8 F-03
 Party Reference No : NIL
 Report Date : 22/05/2025
 Period of Analysis : 17/05/2025-22/05/2025
 Receipt Date : 17/05/2025

Sample Description : Stack Emission Monitoring

General Information:-

Sampling Location : LEP Pyro North
 Sample Collected By : VTL Team
 Date of Sampling : 14/05/2025
 Sampling duration (Minutes) : 40 Min. (15:10 to 16:50 Hrs.)
 Stack attached to : Bag Filter
 Make of stack : MS
 Diameter of stack(m) : 2.0 M.
 Height of stack(m) : 40 M.
 Instrument calibration status : Calibrated
 Meteorological Condition : Clear Sky
 Ambient Temperature - Ta (°C) : 34
 Temperature of Stack Gases - Ts (°C) : 99
 Velocity of Stack Gases (m/sec.) : 7.29
 Flow rate of PM (LPM) : 25
 Flow rate of Gas (LPM) : --
 Sampling condition : OK
 Protocol used : IS 11255 & USEPA
 Coordinates : --

S.No.	Parameters	Test Method	Results	Units	Limits
1	Particulate Matter (as PM)	IS: 11255 (P-1) : 1985, RA 2019	38.45	mg/Nm3	50.0
2	Lead (Pb)	USEPA 29 : 2017	5.84	mg/Nm3	10.0

*BLQ= Below Limit Of Quantification, **LOQ= Limit Of Quantification

End of Report



Checked by



RK Yadav
 Lab Incharge
 Authorized Signatory



Corporate & Registered Office:

Plot No. Q-39, Shringarpura, Narayan Vihar Q,
 Bhankrota, Jaipur 302026 (Raj.)

0141-2954638 • bd@vibranttechnolab.com

www.vibranttechnolab.com

Terms & Conditions:

1. The Result Listed refer only to the tested sample and applicable parameters.
 2. Total Liability of our concern is limited to the invoiced amount. 3. The report is not to be reproduced wholly or part and cannot be used as an evidence in the court of law and should not be used in any advertising media without our special permission in writing. 4. Authenticity of Test Report and Accreditation status may be seen online through QR Code. 5. Retention period of sample will be 30 days only, any query beyond 30 days will not be entertained.

Page No. 1/1



VIBRANT TECHNO LAB PVT. LTD.

ISO 9001, 14001 & 45001 Certified Company

EPA Recognized Laboratory | NABET Accredited EIA Consultant Organisation

TEST REPORT

VIBRANT

TC-16019

Sample Number : VTUS/04

Name & Address of the Party : M/s Hindustan Zinc Ltd.

Dariba Smelter Complex, Post- Dariba, District -
Rajpura Dariba Udaipur Rajasthan

Report No. : VTL/S/2505170004/A

Format No : 7.8 F-03

Party Reference No : NIL

Report Date : 22/05/2025

Period of Analysis : 17/05/2025-22/05/2025

Receipt Date : 17/05/2025

Sample Description : Stack Emission Monitoring

General Information:-

Sampling Location : TGT Lead Plant
Sample Collected By : VTL Team
Date of Sampling : 14/05/2025
Sampling duration (Minutes) : 34 Min. (10:00 to 10:34 Hrs.)
Stack attached to : Blast Furnace, Acid Plant & CDT Input
Make of stack : MS
Diameter of stack(m) : 2.0 M.
Height of stack(m) : 100 M.
Instrument calibration status : Calibrated
Meteorological Condition : Clear Sky
Ambient Temperature - Ta (°C) : 33
Temperature of Stack Gases - Ts (°C) : 60
Velocity of Stack Gases (m/sec.) : 7.91
Flow rate of PM (LPM) : 31
Flow rate of Gas (LPM) : 2.0
Sampling condition : OK
Protocol used : IS 11255 & USEPA
Coordinates : --

S.No.	Parameters	Test Method	Results	Units	Limits
1	Sulphur Dioxide (SO ₂)	IS: 11255 (P- 2): 1985, RA 2019	220	mg/Nm ³	950.0
2	Acid Mist (H ₂ SO ₄)	USEPA 8, 1983	31.45	mg/Nm ³	50.0

*BLQ= Below Limit Of Quantification, **LOQ= Limit Of Quantification

End of Report



Checked by



RK Yadav

Lab Incharge

Authorized Signatory



Page No. 1/1

Corporate & Registered Office:


Plot No. Q-39, Shringarpura, Narayan Vihar Q,
Bhankrota, Jaipur 302026 (Raj.)

0141-2954638 bd@vibranttechnolab.com

www.vibranttechnolab.com

Terms & Conditions:

1. The Result Listed refer only to the tested sample and applicable parameters.
2. Total Liability of our concern is limited to the invoiced amount. 3. The report is not to be reproduced wholly or part and cannot be used as an evidence in the court of law and should not be used in any advertising media without our special permission in writing. 4. Authenticity of Test Report and Accreditation status may be seen online through QR Code. 5. Retention period of sample will be 30 days only, any query beyond 30 days will not be entertained.

**VIBRANT**

Sample Number : VTL/S/05



TC-16019

VIBRANT TECHNO LAB PVT. LTD.

ISO 9001, 14001 & 45001 Certified Company

EPA Recognized Laboratory | NABET Accredited EIA Consultant Organisation

TEST REPORT

Name & Address of the Party : M/s Hindustan Zinc Ltd.
 Dariba Smelter Complex, Post- Dariba, District -
 Rajpura Dariba Udaipur Rajasthan

Report No. : VTL/S/2505170005/A
 Format No : 7.8 F-03
 Party Reference No : NIL
 Report Date : 22/05/2025
 Period of Analysis : 17/05/2025-22/05/2025
 Receipt Date : 17/05/2025

Sample Description : Stack Emission Monitoring

General Information:-

Sampling Location : Blast Furnace
 Sample Collected By : VTL Team
 Date of Sampling : 14/05/2025
 Sampling duration (Minutes) : 36 Min. (11:00 to 11:36 Hrs.)
 Stack attached to : Bag Filter
 Make of stack : MS
 Diameter of stack(m) : 2.2 M.
 Height of stack(m) : 75 M.
 Instrument calibration status : Calibrated
 Meteorological Condition : Clear Sky
 Ambient Temperature - Ta (°C) : 34
 Temperature of Stack Gases - Ts (°C) : 55
 Velocity of Stack Gases (m/sec.) : 7.03
 Flow rate of PM (LPM) : 28
 Flow rate of Gas (LPM) : --
 Sampling condition : OK
 Protocol used : IS 11255 & USEPA
 Coordinates : --

S.No.	Parameters	Test Method	Results	Units	Limits
1	Particulate Matter (as PM)	IS: 11255 (P-1) : 1985, RA 2019	38.7	mg/Nm3	50.0
2	Lead (Pb)	USEPA 29 : 2017	4.96	mg/Nm3	10.0

*BLQ= Below Limit Of Quantification, **LOQ= Limit Of Quantification

End of Report



Checked by



RK Yadav
 Lab Incharge
 Authorized Signatory



Page No. 1/1

Corporate & Registered Office:

Plot No. Q-39, Shringarpura, Narayan Vihar Q,
 Bhankrota, Jaipur 302026 (Raj.)

0141-2954638 • bd@vibranttechnolab.com

www.vibranttechnolab.com

Terms & Conditions:

1. The Result Listed refer only to the tested sample and applicable parameters.
 2. Total Liability of our concern is limited to the invoiced amount. 3. The report is not to be reproduced wholly or part and cannot be used as an evidence in the court of law and should not be used in any advertising media without our special permission in writing. 4. Authenticity of Test Report and Accreditation status may be seen online through QR Code. 5. Retention period of sample will be 30 days only, any query beyond 30 days will not be entertained.



VIBRANT TECHNO LAB PVT. LTD.

ISO 9001, 14001 & 45001 Certified Company

EPA Recognized Laboratory | NABET Accredited EIA Consultant Organisation

TEST REPORT

VIBRANT

TC-16019

Sample Number : VTL/S/06

Name & Address of the Party : M/s Hindustan Zinc Ltd.
Dariba Smelter Complex, Post- Dariba, District -
Rajpura Dariba Udaipur Rajasthan

Report No. : VTL/S/2505170006/A
Format No : 7.8 F-03
Party Reference No : NIL
Report Date : 22/05/2025
Period of Analysis : 17/05/2025-22/05/2025
Receipt Date : 17/05/2025

Sample Description : Stack Emission Monitoring

General Information:-

Sampling Location : Zinc Dross
Sample Collected By : VTL Team
Date of Sampling : 10/05/2025
Sampling duration (Minutes) : 37 Min. (11:10 to 11:47 Hrs.)
Stack attached to : Bag Filter
Make of stack : MS
Diameter of stack(m) : 1.3 M.
Height of stack(m) : 30 M.
Instrument calibration status : Calibrated
Meteorological Condition : Clear Sky
Ambient Temperature - Ta (°C) : 34
Temperature of Stack Gases - Ts (°C) : 45
Velocity of Stack Gases (m/sec.) : 6.64
Flow rate of PM (LPM) : 27
Flow rate of Gas (LPM) : --
Sampling condition : OK
Protocol used : IS 11255 & USEPA
Coordinates : --

S.No.	Parameters	Test Method	Results	Units	Limits
1	Particulate Matter (as PM)	IS: 11255 (P-1) : 1985, RA 2019	32.5	mg/Nm3	50.0

*BLQ= Below Limit Of Quantification, **LOQ= Limit Of Quantification

End of Report



Checked by



RK Yadav
Lab Incharge
Authorized Signatory



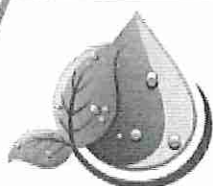
Page No. 1/1

Corporate & Registered Office:

Plot No. Q-39, Shringarpura, Narayan Vihar Q,
Bhankrota, Jaipur 302026 (Raj.)
0141-2954638 • bd@vibranttechnolab.com
www.vibranttechnolab.com

Terms & Conditions:

1. The Result Listed refer only to the tested sample and applicable parameters.
2. Total Liability of our concern is limited to the invoiced amount. 3. The report is not to be reproduced wholly or part and cannot be used as an evidence in the court of law and should not be used in any advertising media without our special permission in writing. 4. Authenticity of Test Report and Accreditation status may be seen online through QR Code. 5. Retention period of sample will be 30 days only, any query beyond 30 days will not be entertained.

**VIBRANT**

Sample Number : VTL/S/07



TC-16019

VIBRANT TECHNO LAB PVT. LTD.

ISO 9001, 14001 & 45001 Certified Company

EPA Recognized Laboratory | NABET Accredited EIA Consultant Organisation

TEST REPORT

Name & Address of the Party : M/s Hindustan Zinc Ltd.
 Dariba Smelter Complex, Post- Dariba, District -
 Rajpura Dariba Udaipur Rajasthan

Report No. : VTL/S/2505170007/A
 Format No : 7.8 F-03
 Party Reference No : NIL
 Report Date : 22/05/2025
 Period of Analysis : 17/05/2025-22/05/2025
 Receipt Date : 17/05/2025

Sample Description : Stack Emission Monitoring

General Information:-

Sampling Location : Zinc Dust Plant With Bag House
 Sample Collected By : VTL Team
 Date of Sampling : 09/05/2025
 Sampling duration (Minutes) : 25 Min. (15:00 to 15:25) Hrs.
 Stack attached to : Bag Filter
 Make of stack : MS
 Diameter of stack(m) : 0.5 M.
 Height of stack(m) : 30 M.
 Instrument calibration status : Calibrated
 Meteorological Condition : Clear Sky
 Ambient Temperature - Ta (°C) : 35
 Temperature of Stack Gases - Ts (°C) : 51
 Velocity of Stack Gases (m/sec.) : 21.84
 Flow rate of PM (LPM) : 39
 Flow rate of Gas (LPM) : --
 Sampling condition : OK
 Protocol used : IS 11255 & USEPA
 Coordinates : --

S.No.	Parameters	Test Method	Results	Units	Limits
1	Particulate Matter (as PM)	IS: 11255 (P-1) : 1985, RA 2019	30.5	mg/Nm3	50.0

*BLQ= Below Limit Of Quantification, **LOQ= Limit Of Quantification

End of Report



Checked by



RK Yadav
 Lab Incharge
 Authorized Signatory



Corporate & Registered Office:

Plot No. Q-39, Shringarpura, Narayan Vihar Q,
 Bhankrota, Jaipur 302026 (Raj.)


0141-2954638 bd@vibranttechnolab.com

www.vibranttechnolab.com

Terms & Conditions:

1. The Result Listed refer only to the tested sample and applicable parameters.
 2. Total Liability of our concern is limited to the invoiced amount. 3. The report is not to be reproduced wholly or part and cannot be used as an evidence in the court of law and should not be used in any advertising media without our special permission in writing. 4. Authenticity of Test Report and Accreditation status may be seen online through QR Code. 5. Retention period of sample will be 30 days only, any query beyond 30 days will not be entertained.

Page No. 1/1



VIBRANT TECHNO LAB PVT. LTD.

ISO 9001, 14001 & 45001 Certified Company
EPA Recognized Laboratory | NABET Accredited EIA Consultant Organisation

TEST REPORT

VIBRANT

TC-16019

Sample Number : VTL/S/08

Name & Address of the Party : M/s Hindustan Zinc Ltd.

Dariba Smelter Complex, Post- Dariba, District -
Rajpura Dariba Udaipur Rajasthan

Report No. : VTL/S/2505170008/A

Format No : 7.8 F-03

Party Reference No : NIL

Report Date : 22/05/2025

Period of Analysis : 17/05/2025-22/05/2025

Receipt Date : 17/05/2025

Sample Description : Stack Emission Monitoring

General Information:-

Sampling Location : Zinc Smelter Roaster (R-5)
Sample Collected By : VTL Team
Date of Sampling : 12/05/2025
Sampling duration (Minutes) : 35 Min. (11:15 to 11:50 Hrs.)
Stack attached to : Bag Filter
Make of stack : MS
Diameter of stack(m) : 2.5 M.
Height of stack(m) : 100 M.
Instrument calibration status : Calibrated
Meteorological Condition : Clear Sky
Ambient Temperature - Ta (°C) : 32
Temperature of Stack Gases - Ts (°C) : 62
Velocity of Stack Gases (m/sec.) : 7.22
Flow rate of PM (LPM) : 28
Flow rate of Gas (LPM) : 2.0
Sampling condition : OK
Protocol used : IS 11255 & USEPA
Coordinates : --

S.No.	Parameters	Test Method	Results	Units	Limits
1	Sulphur Dioxide (SO ₂)	IS: 11255 (P- 2): 1985, RA 2019	395	mg/Nm ³	950.0
2	Acid Mist (H ₂ SO ₄)	USEPA 8, 1983	40.5	mg/Nm ³	50.0

*BLQ= Below Limit Of Quantification, **LOQ= Limit Of Quantification

End of Report



Checked by



RK Yadav
Lab Incharge
Authorized Signatory



Page No. 1/1

Corporate & Registered Office:

Plot No. Q-39, Shringarpura, Narayan Vihar Q,
Bhankrota, Jaipur 302026 (Raj.)

0141-2954638 bd@vibranttechnolab.com

www.vibranttechnolab.com

Terms & Conditions:

1. The Result Listed refer only to the tested sample and applicable parameters.
2. Total Liability of our concern is limited to the invoiced amount. 3. The report is not to be reproduced wholly or part and cannot be used as an evidence in the court of law and should not be used in any advertising media without our special permission in writing. 4. Authenticity of Test Report and Accreditation status may be seen online through QR Code. 5. Retention period of sample will be 30 days only, any query beyond 30 days will not be entertained.

**VIBRANT**

Sample Number : VTL/S/09



TC-16019

VIBRANT TECHNO LAB PVT. LTD.

ISO 9001, 14001 & 45001 Certified Company

EPA Recognized Laboratory | NABET Accredited EIA Consultant Organisation

TEST REPORT

Name & Address of the Party : M/s Hindustan Zinc Ltd.
 Dariba Smelter Complex, Post- Dariba, District -
 Rajpura Dariba Udaipur Rajasthan

Report No. : VTL/S/2505170009/A
 Format No : 7.8 F-03
 Party Reference No : NIL
 Report Date : 22/05/2025
 Period of Analysis : 17/05/2025-22/05/2025
 Receipt Date : 17/05/2025

Sample Description : Stack Emission Monitoring

General Information:-

Sampling Location : LEP M&C North
 Sample Collected By : VTL Team
 Date of Sampling : 15/05/2025
 Sampling duration (Minutes) : 34 Min. (10:30 to 11:04 Hrs)
 Stack attached to : Bag Filter
 Make of stack : MS
 Diameter of stack(m) : 2.0 M.
 Height of stack(m) : 40 M.
 Instrument calibration status : Calibrated
 Meteorological Condition : Clear Sky
 Ambient Temperature - Ta (°C) : 33
 Temperature of Stack Gases - Ts (°C) : 77
 Velocity of Stack Gases (m/sec.) : 7.75
 Flow rate of PM (LPM) : 29
 Flow rate of Gas (LPM) : --
 Sampling condition : OK
 Protocol used : IS 11255 & USEPA
 Coordinates : --

S.No.	Parameters	Test Method	Results	Units	Limits
1	Particulate Matter (as PM)	IS: 11255 (P-1) : 1985, RA 2019	28.6	mg/Nm3	50.0
2	Lead (Pb)	USEPA 29 : 2017	3.49	mg/Nm3	10.0

*BLQ= Below Limit Of Quantification, **LOQ= Limit Of Quantification

End of Report



Checked by



RK Yadav
 Lab Incharge
 Authorized Signatory



Corporate & Registered Office:

Plot No. Q-39, Shringarpura, Narayan Vihar Q,
 Bhankrota, Jaipur 302026 (Raj.)

0141-2954638 bd@vibranttechnolab.com

www.vibranttechnolab.com

Terms & Conditions:

1. The Result Listed refer only to the tested sample and applicable parameters.
 2. Total Liability of our concern is limited to the invoiced amount. 3. The report is not to be reproduced wholly or part and cannot be used as an evidence in the court of law and should not be used in any advertising media without our special permission in writing. 4. Authenticity of Test Report and Accreditation status may be seen online through QR Code. 5. Retention period of sample will be 30 days only, any query beyond 30 days will not be entertained.

Page No. 1/1



VIBRANT TECHNO LAB PVT. LTD.

ISO 9001, 14001 & 45001 Certified Company
EPA Recognized Laboratory | NABET Accredited EIA Consultant Organisation

TEST REPORT

VIBRANT
Sample Number : VTL/S/09

TC-16019

Name & Address of the Party : M/s Hindustan Zinc Ltd.
Dariba Smelter Complex, Post- Dariba, District -
Rajpura Dariba Udaipur Rajasthan

Report No. : VTL/S/2505170010/A
Format No : 7.8 F-03
Party Reference No : NIL
Report Date : 22/05/2025
Period of Analysis : 17/05/2025-22/05/2025
Receipt Date : 17/05/2025

Sample Description : Stack Emission Monitoring

General Information:-

Sampling Location : LEP M&C South
Sample Collected By : VTL Team
Date of Sampling : 15/05/2025
Sampling duration (Minutes) : 36Min. (11:15 to 11:51 Hrs)
Stack attached to : Bag Filter
Make of stack : MS
Diameter of stack(m) : 2.0 M.
Height of stack(m) : 40 M.
Instrument calibration status : Calibrated
Meteorological Condition : Clear Sky
Ambient Temperature - Ta (°C) : 34
Temperature of Stack Gases - Ts (°C) : 98
Velocity of Stack Gases (m/sec.) : 7.94
Flow rate of PM (LPM) : 28
Flow rate of Gas (LPM) : --
Sampling condition : OK
Protocol used : IS 11255 & USEPA
Coordinates : --

S.No.	Parameters	Test Method	Results	Units	Limits
1	Particulate Matter (as PM)	IS: 11255 (P-1) : 1985, RA 2019	37.9	mg/Nm3	50.0
2	Lead (Pb)	USEPA 29 : 2017	3.14	mg/Nm3	10.0

*BLQ= Below Limit Of Quantification, **LOQ= Limit Of Quantification

End of Report



Checked by



RK Yadav
Lab Incharge
Authorized Signatory



Page No. 1/1

Corporate & Registered Office:

Plot No. Q-39, Shringarpura, Narayan Vihar Q,
Bhankrota, Jaipur 302026 (Raj.)

0141-2954638 bd@vibranttechnolab.com

www.vibranttechnolab.com

Terms & Conditions:

1. The Result Listed refer only to the tested sample and applicable parameters.
2. Total Liability of our concern is limited to the invoiced amount. 3. The report is not to be reproduced wholly or part and cannot be used as an evidence in the court of law and should not be used in any advertising media without our special permission in writing. 4. Authenticity of Test Report and Accreditation status may be seen online through QR Code. 5. Retention period of sample will be 30 days only, any query beyond 30 days will not be entertained.

**VIBRANT**

Sample Number : VTL/S/12

Name & Address of the Party : M/s Hindustan Zinc Ltd.

Dariba Smelter Complex, Post- Dariba, District -
Rajpura Dariba Udaipur Rajasthan

TC-16019

VIBRANT TECHNO LAB PVT. LTD.

ISO 9001, 14001 & 45001 Certified Company

EPA Recognized Laboratory | NABET Accredited EIA Consultant Organisation

TEST REPORT

Report No. : VTL/S/2505170011/A

Format No : 7.8 F-03

Party Reference No : NIL

Report Date : 22/05/2025

Period of Analysis : 17/05/2025-22/05/2025

Receipt Date : 17/05/2025

Sample Description : Stack Emission Monitoring

General Information:-

Sampling Location : CPP 2X85 MW
 Sample Collected By : VTL Team
 Date of Sampling : 12/05/2025
 Sampling duration (Minutes) : 28 Min. (12:40 to 13:08 Hrs.)
 Stack attached to : ESP
 Make of stack : MS
 Diameter of stack(m) : 4.0 M.
 Height of stack(m) : 165 M.
 Instrument calibration status : Calibrated
 Meteorological Condition : Clear Sky
 Ambient Temperature - Ta (°C) : 38
 Temperature of Stack Gases - Ts (°C) : 132
 Velocity of Stack Gases (m/sec.) : 24.58
 Flow rate of PM (LPM) : 35
 Flow rate of Gas (LPM) : 2.0
 Sampling condition : OK
 Protocol used : IS 11255 & USEPA
 Coordinates : --

S.No.	Parameters	Test Method	Results	Units	Limits
1	Sulphur Dioxide (SO ₂)	IS: 11255 (P- 2): 1985, RA 2019	950	mg/Nm ³	600
2	Particulate Matter (PM)	IS: 11255 (P-1) : 1985, RA 2019	42.89	mg/Nm ³	50.0
3	Oxide of Nitrogen (NO ₂)	IS- 11255 (P-7); 2005, RA- 2022	286.23	mg/Nm ³	300
4	Mercury (Hg)	USEPA 29 : 2017	0.025	mg/Nm ³	0.05

*BLQ= Below Limit Of Quantification, **LOQ= Limit Of Quantification

End of Report



Checked by


 RK Yadav
 Lab Incharge
 Authorized Signatory


Corporate & Registered Office:

 Plot No. Q-39, Shringarpura, Narayan Vihar Q,
 Bhankrota, Jaipur 302026 (Raj.)

0141-2954638 bd@vibranttechnolab.com

www.vibranttechnolab.com

Terms & Conditions:

1. The Result Listed refer only to the tested sample and applicable parameters.
 2. Total Liability of our concern is limited to the Invoiced amount. 3. The report is not to be reproduced wholly or part and cannot be used as an evidence in the court of law and should not be used in any advertising media without our special permission in writing. 4. Authenticity of Test Report and Accreditation status may be seen online through QR Code. 5. Retention period of sample will be 30 days only, any query beyond 30 days will not be entertained.

Page No. 1/1



VIBRANT TECHNO LAB PVT. LTD.

ISO 9001, 14001 & 45001 Certified Company

EPA Recognized Laboratory | NABET Accredited EIA Consultant Organisation

TEST REPORT

TC-16019

VIBRANT
Sample Number : VTL/S/12

Name & Address of the Party : M/s Hindustan Zinc Ltd.
Dariba Smelter Complex, Post- Dariba, District -
Rajpura Dariba Udaipur Rajasthan

Report No. : VTL/S/2505170012/A
Format No : 7.8 F-03
Party Reference No : NIL
Report Date : 22/05/2025
Period of Analysis : 17/05/2025-22/05/2025
Receipt Date : 17/05/2025

Sample Description : Stack Emission Monitoring

General Information:-

Sampling Location : SKS Furnace
Sample Collected By : VTL Team
Date of Sampling : 15/05/2025
Sampling duration (Minutes) : 36 Min. (10:20 to 10:36 Hrs.)
Stack attached to : Bag House
Make of stack : MS
Diameter of stack(m) : 2.0 M.
Height of stack(m) : 75 M.
Instrument calibration status : Calibrated
Meteorological Condition : Clear Sky
Ambient Temperature - Ta (°C) : 34
Temperature of Stack Gases - Ts (°C) : 54
Velocity of Stack Gases (m/sec.) : 7.17
Flow rate of PM (LPM) : 28
Flow rate of Gas (LPM) : --
Sampling condition : OK
Protocol used : IS 11255 & USEPA
Coordinates : --

S.No.	Parameters	Test Method	Results	Units	Limits
1	Particulate Matter (as PM)	IS: 11255 (P-1) : 1985, RA 2019	42.31	mg/Nm3	50.0
2	Lead (Pb)	USEPA 29 : 2017	5.12	mg/Nm3	10.0

*BLQ= Below Limit Of Quantification, **LOQ= Limit Of Quantification

End of Report



Checked by



RK Yadav
Lab Incharge
Authorized Signatory



Page No. 1/1

Corporate & Registered Office:

Plot No. Q-39, Shringarpura, Narayan Vihar Q,
Bhankrota, Jaipur 302026 (Raj.)

0141-2954638 bd@vibranttechnolab.com

www.vibranttechnolab.com

Terms & Conditions:

1. The Result Listed refer only to the tested sample and applicable parameters.
2. Total Liability of our concern is limited to the invoiced amount. 3. The report is not to be reproduced wholly or part and cannot be used as an evidence in the court of law and should not be used in any advertising media without our special permission in writing. 4. Authenticity of Test Report and Accreditation status may be seen online through QR Code. 5. Retention period of sample will be 30 days only, any query beyond 30 days will not be entertained.

**VIBRANT**

Sample Number : VTL/S/13



TC-16019

VIBRANT TECHNO LAB PVT. LTD.

ISO 9001, 14001 & 45001 Certified Company

EPA Recognized Laboratory | NABET Accredited EIA Consultant Organisation

TEST REPORT

Name & Address of the Party : M/s Hindustan Zinc Ltd.
 Dariba Smelter Complex, Post- Dariba, District -
 Rajpura Dariba Udaipur Rajasthan

Report No. : VTL/S/2505170013/A
 Format No : 7.8 F-03
 Party Reference No : NIL
 Report Date : 22/05/2025
 Period of Analysis : 17/05/2025-22/05/2025
 Receipt Date : 17/05/2025

Sample Description : Stack Emission Monitoring

General Information:-

Sampling Location : Coal Crusher
 Sample Collected By : VTL Team
 Date of Sampling : 09/05/2025
 Sampling duration (Minutes) : 36 Min (16:15 to 16:51 Hrs.)
 Stack attached to : Bag Filter
 Make of stack : MS
 Diameter of stack(m) : 1.3 M.
 Height of stack(m) : 30 M.
 Instrument calibration status : Calibrated
 Meteorological Condition : Clear Sky
 Ambient Temperature - Ta (°C) : 35
 Temperature of Stack Gases - Ts (°C) : 43
 Velocity of Stack Gases (m/sec.) : 6.61
 Flow rate of PM (LPM) : 27
 Flow rate of Gas (LPM) : --
 Sampling condition : OK
 Protocol used : IS 11255 & USEPA
 Coordinates : --

S.No.	Parameters	Test Method	Results	Units	Limits
1	Particulate Matter (as PM)	IS: 11255 (P-1) : 1985.RA 2019	39.2	mg/Nm3	50.0

*BLQ= Below Limit Of Quantification, **LOQ= Limit Of Quantification

End of Report



Checked by



RK Yadav
 Lab Incharge
 Authorized Signatory

**Corporate & Registered Office:**

- Plot No. Q-39, Shringarpura, Narayan Vihar Q,
 Bhankrota, Jaipur 302026 (Raj.)
- 0141-2954638 bd@vibranttechnolab.com
- www.vibranttechnolab.com

Terms & Conditions:

- The Result Listed refer only to the tested sample and applicable parameters.
- Total Liability of our concern is limited to the invoiced amount.
- The report is not to be reproduced wholly or part and cannot be used as an evidence in the court of law and should not be used in any advertising media without our special permission in writing.
- Authenticity of Test Report and Accreditation status may be seen online through QR Code.
- Retention period of sample will be 30 days only, any query beyond 30 days will not be entertained.

Page No. 1/1



VIBRANT TECHNO LAB PVT. LTD.

ISO 9001, 14001 & 45001 Certified Company

EPA Recognized Laboratory | NABET Accredited EIA Consultant Organisation

TEST REPORT

VIBRANT

TC-16019

Sample Number : VTL/S/14

Name & Address of the Party : M/s Hindustan Zinc Ltd.

Dariba Smelter Complex, Post- Dariba, District -
Rajpura Dariba Udaipur Rajasthan

Report No. : VTL/S/2505170014/A

Format No : 7.8 F-03

Party Reference No : NIL

Report Date : 22/05/2025

Period of Analysis : 17/05/2025-22/05/2025

Receipt Date : 17/05/2025

Sample Description : Stack Emission Monitoring

General Information:-

Sampling Location : Zinc Smelter (R-4)
 Sample Collected By : VTL Team
 Date of Sampling : 10/05/2025
 Sampling duration (Minutes) : 35 Min. (10:00 to 10:35 Hrs.)
 Stack attached to : Bag Filter
 Make of stack : MS
 Diameter of stack(m) : 2.5 M.
 Height of stack(m) : 100 M.
 Instrument calibration status : Calibrated
 Meteorological Condition : Clear Sky
 Ambient Temperature - Ta (°C) : 33
 Temperature of Stack Gases - Ts (°C) : 65
 Velocity of Stack Gases (m/sec.) : 7.13
 Flow rate of PM (LPM) : 27
 Flow rate of Gas (LPM) : 2.0
 Sampling condition : OK
 Protocol used : IS 11255 & USEPA
 Coordinates : -

S.No.	Parameters	Test Method	Results	Units	Limits
1	Sulphur Dioxide (SO ₂)	IS: 11255 (P- 2): 1985, RA 2019	405	mg/Nm ³	950.0
2	Acid Mist (H ₂ SO ₄)	USEPA 8, 1983	34.33	mg/Nm ³	50.0

*BLQ= Below Limit Of Quantification, **LOQ= Limit Of Quantification

End of Report



Checked by



RK Yadav

Lab Incharge

Authorized Signatory



Page No. 1/1

Corporate & Registered Office:

Plot No. Q-39, Shringarpura, Narayan Vihar Q,
Bhankrota, Jaipur 302026 (Raj.)

0141-2954638 bd@vibranttechnolab.com

www.vibranttechnolab.com

Terms & Conditions:

1. The Result Listed refer only to the tested sample and applicable parameters.
 2. Total Liability of our concern is limited to the invoiced amount. 3. The report is not to be reproduced wholly or part and cannot be used as an evidence in the court of law and should not be used in any advertising media without our special permission in writing. 4. Authenticity of Test Report and Accreditation status may be seen online through QR Code. 5. Retention period of sample will be 30 days only, any query beyond 30 days will not be entertained.

**VIBRANT**

Sample Number : VTL/S/01

Name & Address of the Party : M/s Hindustan Zinc Ltd.

Dariba Smelter Complex, Post- Dariba, District -
Rajpura Dariba Udaipur Rajasthan

TC-16019

VIBRANT TECHNO LAB PVT. LTD.

ISO 9001, 14001 & 45001 Certified Company

EPA Recognized Laboratory | NABET Accredited EIA Consultant Organisation

TEST REPORT

Report No. : VTL/S/2505170028/A
 Format No : 7.8 F-03
 Party Reference No : NIL
 Report Date : 22/05/2025
 Period of Analysis : 17/05/2025-22/05/2025
 Receipt Date : 17/05/2025

Sample Description : Stack Emission Monitoring

General Information:-

Sampling Location : DG Set CPP -1010 KVA
 Sample Collected By : VTL Team
 Date of Sampling : 10/05/2025
 Sampling duration (Minutes) : 77 min. (12:00 to 13:17 hrs.)
 Stack attached to : DG Set
 Make of stack : MS
 Diameter of stack(m) : 0.762 M.
 Height of stack(m) : 15 M
 Instrument calibration status : Calibrated
 Meteorological Condition : Clear Sky
 Ambient Temperature - Ta (°C) : 35°C
 Temperature of Stack Gases - Ts (°C) : 114°C
 Velocity of Stack Gases (m/sec.) : 8.84
 Flow rate of PM (LPM) : 13
 Flow rate of Gas (LPM) : 2.0
 Sampling condition : OK
 Protocol used : IS 11255 & USEPA
 Coordinates : --

S.No.	Parameters	Test Method	Results	Units	Limits
1	Particulate Matter (PM)	IS: 11255 (P-1) : 1985, RA 2019	48.26	mg/Nm3	75
2	Oxide of Nitrogen (NOX)	IS- 11255 (P-7);2005, RA- 2022	128.64	ppmv	710
3	Carbon Monoxide (CO)	USEPA 10: 1996	17.42	mg/Nm3	150

*BLQ= Below Limit Of Quantification, **LOQ= Limit Of Quantification

End of Report



Checked by



RK Yadav
 Lab Incharge
 Authorized Signatory

**Corporate & Registered Office:**

Plot No. Q-39, Shringarpura, Narayan Vihar Q,
 Bhankrota, Jaipur 302026 (Raj.)

0141-2954638 bd@vibranttechnolab.com

www.vibranttechnolab.com

Terms & Conditions:

1. The Result Listed refer only to the tested sample and applicable parameters.
 2. Total Liability of our concern is limited to the invoiced amount. 3. The report is not to be reproduced wholly or part and cannot be used as an evidence in the court of law and should not be used in any advertising media without our special permission in writing. 4. Authenticity of Test Report and Accreditation status may be seen online through QR Code. 5. Retention period of sample will be 30 days only, any query beyond 30 days will not be entertained.

Page No. 1/1

**VIBRANT**

Sample Number : VTL/S/01

Name & Address of the Party : M/s Hindustan Zinc Ltd.

Dariba Smelter Complex, Post- Dariba, District -
Rajpura Dariba Udaipur Rajasthan**VIBRANT TECHNO LAB PVT. LTD.**

ISO 9001, 14001 & 45001 Certified Company

EPA Recognized Laboratory | NABET Accredited EIA Consultant Organisation

TEST REPORT

Report No. : VTL/S/2505170028/B
Format No : 7.8 F-03
Party Reference No : NIL
Report Date : 22/05/2025
Period of Analysis : 17/05/2025-22/05/2025
Receipt Date : 17/05/2025

Sample Description : Stack Emission Monitoring

General Information:-

Sampling Location : DG Set CPP -1010 KVA
Sample Collected By : VTL Team
Date of Sampling : 10/05/2025
Sampling duration (Minutes) : 77 min. (12:00 to 13:17 hrs.)
Stack attached to : DG Set
Make of stack : MS
Diameter of stack(m) : 0.762 M.
Height of stack(m) : 15 M
Instrument calibration status : Calibrated
Meteorological Condition : Clear Sky
Ambient Temperature - Ta (°C) : 35°C
Temperature of Stack Gases - Ts (°C) : 114°C
Velocity of Stack Gases (m/sec.) : 8.84
Flow rate of PM (LPM) : 13
Flow rate of Gas (LPM) : 2.0
Sampling condition : OK
Protocol used : IS 11255 & USEPA
Coordinates : --

S.No.	Parameters	Test Method	Results	Units	Limits
1	Non Methane Hydrocarbon (NMHC)	IS:5182 (P-21), Based On GC, RA:2012	13.29	mg/Nm3	100.0

*BLQ= Below Limit Of Quantification, **LOQ= Limit Of Quantification

End of Report



Checked by

RK Yadav
Lab Incharge
Authorized Signatory

Corporate & Registered Office:

Plot No. Q-39, Shringarpura, Narayan Vihar Q,
Bhankrota, Jaipur 302026 (Raj.)

0141-2954638 bd@vibranttechnolab.com

www.vibranttechnolab.com

Terms & Conditions:

Page No. 1/1

1. The Result Listed refer only to the tested sample and applicable parameters.
2. Total Liability of our concern is limited to the invoiced amount. 3. The report is not to be reproduced wholly or part and cannot be used as an evidence in the court of law and should not be used in any advertising media without our special permission in writing. 4. Authenticity of Test Report and Accreditation status may be seen online through QR Code. 5. Retention period of sample will be 30 days only, any query beyond 30 days will not be entertained.



TC-16019

VIBRANT TECHNO LAB PVT. LTD.

ISO 9001, 14001 & 45001 Certified Company

EPA Recognized Laboratory | NABET Accredited EIA Consultant Organisation

TEST REPORT

Sample Number : VTL/S/01

Name & Address of the Party : M/s Hindustan Zinc Ltd.

Dariba Smelter Complex, Post- Dariba, District -
Rajpura Dariba Udaipur Rajasthan

Report No. : VTL/S/2505170029/A

Format No : 7.8 F-03

Party Reference No : NIL

Report Date : 22/05/2025

Period of Analysis : 17/05/2025-22/05/2025

Receipt Date : 17/05/2025

Sample Description : Stack Emission Monitoring

General Information:-

Sampling Location : DG Set Roaster-5 (1500 KVA)
Sample Collected By : VTL Team
Date of Sampling : 11/05/2025
Sampling duration (Minutes) : 33 min. (10:00 to 10:33 hrs.)
Stack attached to : DG Set
Make of stack : MS
Diameter of stack(m) : 0.762 M.
Height of stack(m) : 15 M
Instrument calibration status : Calibrated
Meteorological Condition : Clear Sky
Ambient Temperature - Ta (°C) : 31°C
Temperature of Stack Gases - Ts (°C) : 98°C
Velocity of Stack Gases (m/sec.) : 7.92
Flow rate of PM (LPM) : 30
Flow rate of Gas (LPM) : 2.0
Sampling condition : OK
Protocol used : IS 11255 & USEPA
Coordinates : --

S.No.	Parameters	Test Method	Results	Units	Limits
1	Particulate Matter (PM)	IS: 11255 (P-1) : 1985, RA 2019	42.38	mg/Nm3	75
2	Oxide of Nitrogen (NOX)	IS- 11255 (P-7);2005, RA- 2022	120.90	ppmv	710
3	Carbon Monoxide (CO)	USEPA 10: 1996	16.52	mg/Nm3	150

*BLQ= Below Limit Of Quantification, **LOQ= Limit Of Quantification

End of Report



Checked by



RK Yadav

Lab Incharge

Authorized Signatory



Corporate & Registered Office:

Plot No. Q-39, Shringarpura, Narayan Vihar Q,
Bhankrota, Jaipur 302026 (Raj.)

0141-2954638 bd@vibranttechnolab.com

www.vibranttechnolab.com

Terms & Conditions:

1. The Result Listed refer only to the tested sample and applicable parameters.
2. Total Liability of our concern is limited to the invoiced amount. 3. The report is not to be reproduced wholly or part and cannot be used as an evidence in the court of law and should not be used in any advertising media without our special permission in writing. 4. Authenticity of Test Report and Accreditation status may be seen online through QR Code. 5. Retention period of sample will be 30 days only, any query beyond 30 days will not be entertained.

Page No. 1/1

**VIBRANT**

Sample Number : VTL/S/01

Name & Address of the Party : M/s Hindustan Zinc Ltd.

Dariba Smelter Complex, Post- Dariba, District -
Rajpura Dariba Udaipur Rajasthan**VIBRANT TECHNO LAB PVT. LTD.**

ISO 9001, 14001 & 45001 Certified Company

EPA Recognized Laboratory | NABET Accredited EIA Consultant Organisation

TEST REPORT

Report No. : VTL/S/2505170029/B
Format No : 7.8 F-03
Party Reference No : NIL
Report Date : 22/05/2025
Period of Analysis : 17/05/2025-22/05/2025
Receipt Date : 17/05/2025

Sample Description : Stack Emission Monitoring

General Information:-

Sampling Location : DG Set Roaster-5 (1500 KVA)
Sample Collected By : VTL Team
Date of Sampling : 11/05/2025
Sampling duration (Minutes) : 33 min. (10:00 to 10:33 hrs.)
Stack attached to : DG Set
Make of stack : MS
Diameter of stack(m) : 0.762 M.
Height of stack(m) : 15 M
Instrument calibration status : Calibrated
Meteorological Condition : Clear Sky
Ambient Temperature - Ta (°C) : 31°C
Temperature of Stack Gases - Ts (°C) : 98°C
Velocity of Stack Gases (m/sec.) : 7.92
Flow rate of PM (LPM) : 30
Flow rate of Gas (LPM) : 2.0
Sampling condition : OK
Protocol used : IS 11255 & USEPA
Coordinates : --

S.No.	Parameters	Test Method	Results	Units	Limits
1	Non Methane Hydrocarbon (NMHC)	IS:5182 (P-21), Based On GC, RA:2012	11.04	mg/Nm3	100.0

*BLQ= Below Limit Of Quantification, **LOQ= Limit Of Quantification

End of Report



Checked by

RK Yadav
Lab Incharge
Authorized Signatory

Corporate & Registered Office:

Plot No. Q-39, Shringarpura, Narayan Vihar Q,
Bhankrota, Jaipur 302026 (Raj.)

0141-2954638 bd@vibranttechnolab.com

www.vibranttechnolab.com

Terms & Conditions:

1. The Result Listed refer only to the tested sample and applicable parameters.
2. Total Liability of our concern is limited to the invoiced amount. 3. The report is not to be reproduced wholly or part and cannot be used as an evidence in the court of law and should not be used in any advertising media without our special permission in writing. 4. Authenticity of Test Report and Accreditation status may be seen online through QR Code. 5. Retention period of sample will be 30 days only, any query beyond 30 days will not be entertained.

Page No. 1/1

**VIBRANT**

Sample Number : VTL/S/01

Name & Address of the Party : M/s Hindustan Zinc Ltd.

Dariba Smelter Complex, Post- Dariba, District -
Rajpura Dariba Udaipur Rajasthan

TC-16019

VIBRANT TECHNO LAB PVT. LTD.

ISO 9001, 14001 & 45001 Certified Company

EPA Recognized Laboratory | NABET Accredited EIA Consultant Organisation

TEST REPORT

Report No. : VTL/S/2505170030/A
 Format No : 7.8 F-03
 Party Reference No : NIL
 Report Date : 22/05/2025
 Period of Analysis : 17/05/2025-22/05/2025
 Receipt Date : 17/05/2025

Sample Description : Stack Emission Monitoring

General Information:-

Sampling Location : DG Set Lead Plant (1652 KVA)
 Sample Collected By : VTL Team
 Date of Sampling : 11/05/2025
 Sampling duration (Minutes) : 33 min. (12:00 to 12:33 hrs.)
 Stack attached to : DG Set
 Make of stack : MS
 Diameter of stack(m) : 0.762 M.
 Height of stack(m) : 15 M
 Instrument calibration status : Calibrated
 Meteorological Condition : Clear Sky
 Ambient Temperature - Ta (°C) : 33°C
 Temperature of Stack Gases - Ts (°C) : 121°C
 Velocity of Stack Gases (m/sec.) : 8.55
 Flow rate of PM (LPM) : 34
 Flow rate of Gas (LPM) : 2.0
 Sampling condition : OK
 Protocol used : IS 11255 & USEPA
 Coordinates : --


S.No.	Parameters	Test Method	Results	Units	Limits
1	Particulate Matter (PM)	IS: 11255 (P-1) : 1985, RA 2019	39.87	mg/Nm3	75
2	Oxide of Nitrogen (NOX)	IS- 11255 (P-7);2005, RA- 2022	114.35	ppmv	710
3	Carbon Monoxide (CO)	USEPA 10: 1996	15.49	mg/Nm3	150

*BLQ= Below Limit Of Quantification, **LOQ= Limit Of Quantification

End of Report



Checked by



RK Yadav
 Lab Incharge
 Authorized Signatory

**Corporate & Registered Office:**

Plot No. Q-39, Shringarpura, Narayan Vihar Q,
 Bhankrota, Jaipur 302026 (Raj.)

0141-2954638 bd@vibranttechnolab.com

www.vibranttechnolab.com

Terms & Conditions:

1. The Result Listed refer only to the tested sample and applicable parameters.
 2. Total Liability of our concern is limited to the invoiced amount. 3. The report is not to be reproduced wholly or part and cannot be used as an evidence in the court of law and should not be used in any advertising media without our special permission in writing. 4. Authenticity of Test Report and Accreditation status may be seen online through QR Code. 5. Retention period of sample will be 30 days only, any query beyond 30 days will not be entertained.

Page No. 1/1

**VIBRANT**

Sample Number : VTL/S/01

Name & Address of the Party : M/s Hindustan Zinc Ltd.

Dariba Smelter Complex, Post- Dariba, District -
Rajpura Dariba Udaipur Rajasthan**VIBRANT TECHNO LAB PVT. LTD.**

ISO 9001, 14001 & 45001 Certified Company

EPA Recognized Laboratory | NABET Accredited EIA Consultant Organisation

TEST REPORT

Report No. : VTL/S/2505170030/B
Format No : 7.8 F-03
Party Reference No : NIL
Report Date : 22/05/2025
Period of Analysis : 17/05/2025-22/05/2025
Receipt Date : 17/05/2025

Sample Description : Stack Emission Monitoring

General Information:-

Sampling Location : DG Set Lead Plant (1652 KVA)
Sample Collected By : VTL Team
Date of Sampling : 11/05/2025
Sampling duration (Minutes) : 33 min. (12:00 to 12:33 hrs.)
Stack attached to : DG Set
Make of stack : MS
Diameter of stack(m) : 0.762 M.
Height of stack(m) : 15 M
Instrument calibration status : Calibrated
Meteorological Condition : Clear Sky
Ambient Temperature - Ta (°C) : 33°C
Temperature of Stack Gases - Ts (°C) : 121°C
Velocity of Stack Gases (m/sec.) : 8.55
Flow rate of PM (LPM) : 34
Flow rate of Gas (LPM) : 2.0
Sampling condition : OK
Protocol used : IS 11255 & USEPA
Coordinates : --

S.No.	Parameters	Test Method	Results	Units	Limits
1	Non Methane Hydrocarbon (NMHC)	IS:5182 (P-21), Based On GC, RA:2012	9.86	mg/Nm3	100.0

*BLQ= Below Limit Of Quantification, **LOQ= Limit Of Quantification

End of Report



Checked by



RK Yadav

Lab Incharge

Authorized Signature

Corporate & Registered Office:

Plot No. Q-39, Shringarpura, Narayan Vihar Q,
Bhankrota, Jaipur 302026 (Raj.)

0141-2954638 bd@vibranttechnolab.com

www.vibranttechnolab.com

Terms & Conditions:

1. The Result Listed refer only to the tested sample and applicable parameters.
2. Total Liability of our concern is limited to the invoiced amount. 3. The report is not to be reproduced wholly or part and cannot be used as an evidence in the court of law and should not be used in any advertising media without our special permission in writing. 4. Authenticity of Test Report and Accreditation status may be seen online through QR Code. 5. Retention period of sample will be 30 days only, any query beyond 30 days will not be entertained.

Page No. 1/1

**VIBRANT**

Sample Number : VTL/S/01

Name & Address of the Party : M/s Hindustan Zinc Ltd.

Dariba Smelter Complex, Post- Dariba, District -
Rajpura Dariba Udaipur Rajasthan

TC-16019

VIBRANT TECHNO LAB PVT. LTD.

ISO 9001, 14001 & 45001 Certified Company

EPA Recognized Laboratory | NABET Accredited EIA Consultant Organisation

TEST REPORT

Report No. : VTL/S/2505170031/A

Format No : 7.8 F-03

Party Reference No : NIL

Report Date : 22/05/2025

Period of Analysis : 17/05/2025-22/05/2025

Receipt Date : 17/05/2025

Sample Description : Stack Emission Monitoring

General Information:-

Sampling Location : DG Set Roaster -4 (1250 KVA)
 Sample Collected By : VTL Team
 Date of Sampling : 12/05/2025
 Sampling duration (Minutes) : 37 min. (16:00 to 16:37 hrs.)
 Stack attached to : DG Set
 Make of stack : MS
 Diameter of stack(m) : 0.762 M.
 Height of stack(m) : 15 M
 Instrument calibration status : Calibrated
 Meteorological Condition : Clear Sky
 Ambient Temperature - Ta (°C) : 35°C
 Temperature of Stack Gases - Ts (°C) : 108°C
 Velocity of Stack Gases (m/sec.) : 7.31
 Flow rate of PM (LPM) : 27
 Flow rate of Gas (LPM) : 2.0
 Sampling condition : OK
 Protocol used : IS 11255 & USEPA
 Coordinates : --

S.No.	Parameters	Test Method	Results	Units	Limits
1	Particulate Matter (PM)	IS: 11255 (P-1) : 1985, RA 2019	41.47	mg/Nm ³	75
2	Oxide of Nitrogen (NOX)	IS: 11255 (P-7); 2005, RA- 2022	120.76	ppmv	710
3	Carbon Monoxide (CO)	USEPA 10: 1996	17.04	mg/Nm ³	150

*BLQ= Below Limit Of Quantification, **LOQ= Limit Of Quantification

End of Report



Checked by

RK Yadav
Lab Incharge
Authorized Signatory **Corporate & Registered Office:**Plot No. Q-39, Shringarpura, Narayan Vihar Q,
Bhankrota, Jaipur 302026 (Raj.)

0141-2954638 bd@vibranttechnolab.com

www.vibranttechnolab.com

Terms & Conditions:

1. The Result Listed refer only to the tested sample and applicable parameters.
 2. Total Liability of our concern is limited to the invoiced amount. 3. The report is not to be reproduced wholly or part and cannot be used as an evidence in the court of law and should not be used in any advertising media without our special permission in writing. 4. Authenticity of Test Report and Accreditation status may be seen online through QR Code. 5. Retention period of sample will be 30 days only, any query beyond 30 days will not be entertained.

Page No. 1/1



VIBRANT

Sample Number : VTL/S/01

Name & Address of the Party : M/s Hindustan Zinc Ltd.
Dariba Smelter Complex, Post- Dariba, District -
Rajpura Dariba Udaipur Rajasthan

VIBRANT TECHNO LAB PVT. LTD.

ISO 9001, 14001 & 45001 Certified Company

EPA Recognized Laboratory | NABET Accredited EIA Consultant Organisation

TEST REPORT

Report No. : VTL/S/2505170031/B
Format No : 7.8 F-03
Party Reference No : NIL
Report Date : 22/05/2025
Period of Analysis : 17/05/2025-22/05/2025
Receipt Date : 17/05/2025

Sample Description : Stack Emission Monitoring

General Information:-

Sampling Location : DG Set Roaster -4 (1250 KVA)
Sample Collected By : VTL Team
Date of Sampling : 12/05/2025
Sampling duration (Minutes) : 37 min. (16:00 to 16:37 hrs.)
Stack attached to : DG Set
Make of stack : MS
Diameter of stack(m) : 0.762 M.
Height of stack(m) : 15 M
Instrument calibration status : Calibrated
Meteorological Condition : Clear Sky
Ambient Temperature - Ta (°C) : 35°C
Temperature of Stack Gases - Ts (°C) : 108°C
Velocity of Stack Gases (m/sec.) : 7.31
Flow rate of PM (LPM) : 27
Flow rate of Gas (LPM) : 2.0
Sampling condition : OK
Protocol used : IS 11255 & USEPA
Coordinates : --


S.No.	Parameters	Test Method	Results	Units	Limits
1	Non Methane Hydrocarbon (NMHC)	IS:5182 (P-21), Based On GC, RA:2012	11.72	mg/Nm3	100.0

*BLQ= Below Limit Of Quantification, **LOQ= Limit Of Quantification

End of Report



Checked by



RK Yadav

Lab Incharge

Authorized Signatory

Corporate & Registered Office:

Plot No. Q-39, Shringarpura, Narayan Vihar Q,
Bhankrota, Jaipur 302026 (Raj.)

0141-2954638 bd@vibranttechnolab.com

www.vibranttechnolab.com

Terms & Conditions:

1. The Result Listed refer only to the tested sample and applicable parameters.
2. Total Liability of our concern is limited to the invoiced amount. 3. The report is not to be reproduced wholly or part and cannot be used as an evidence in the court of law and should not be used in any advertising media without our special permission in writing. 4. Authenticity of Test Report and Accreditation status may be seen online through QR Code. 5. Retention period of sample will be 30 days only, any query beyond 30 days will not be entertained.

Page No. 1/1

**VIBRANT**

TC-16019

VIBRANT TECHNO LAB PVT. LTD.

ISO 9001, 14001 & 45001 Certified Company

EPA Recognized Laboratory | NABET Accredited EIA Consultant Organisation

TEST REPORT

Sample Number : VTL/S/02

Name & Address of the Party : M/s Hindustan Zinc Ltd.

Dariba Smelter Complex, Post- Dariba, District -
Rajpura Dariba Udaipur Rajasthan

Report No. : VTL/S/2508070001/A

Format No : 7.8 F-03

Party Reference No : NIL

Report Date : 14/08/2025

Period of Analysis : 07/08/2025-14/08/2025

Receipt Date : 07/08/2025

Sample Description : Stack Emission Monitoring

General Information:-

Sampling Location : LEP Pyro North
 Sample Collected By : VTL Team
 Date of Sampling : 05/08/2025
 Sampling duration (Minutes) : 36 Min. (11:50 to 12:26 Hrs.)
 Stack attached to : Bag Filter
 Make of stack : MS
 Diameter of stack(m) : 2.0 M.
 Height of stack(m) : 40 M.
 Instrument calibration status : Calibrated
 Meteorological Condition : Clear Sky
 Ambient Temperature - Ta (°C) : 31
 Temperature of Stack Gases - Ts (°C) : 92
 Velocity of Stack Gases (m/sec.) : 7.94
 Flow rate of PM (LPM) : 28
 Flow rate of Gas (LPM) : --
 Sampling condition : OK
 Protocol used : IS 11255 & USEPA
 Coordinates : --

S.No.	Parameters	Test Method	Results	Units	Limits
1	Particulate Matter (as PM)	IS: 11255 (P-1) : 1985, RA 2019	33.92	mg/Nm3	50.0
2	Lead (Pb)	USEPA 29 : 2017	4.71	mg/Nm3	10.0

*BLQ= Below Limit Of Quantification, **LOQ= Limit Of Quantification

End of Report



Checked by

RK Yadav
Lab Incharge
Authorized Signatory 

Page No. 1/1

Corporate & Registered Office:

Plot No. Q-39, Shringarpura, Narayan Vihar Q,
Bhankrota, Jaipur 302026 (Raj.)

0141-2954638 bd@vibranttechnolab.com

www.vibranttechnolab.com

Terms & Conditions:

1. The Result Listed refer only to the tested sample and applicable parameters.
2. Total Liability of our concern is limited to the invoiced amount.
3. The report is not to be reproduced wholly or part and cannot be used as an evidence in the court of law and should not be used in any advertising media without our special permission in writing.
4. Authenticity of Test Report and Accreditation status may be seen online through QR Code.
5. Retention period of sample will be 30 days only, any query beyond 30 days will not be entertained.

**VIBRANT**

TC-16019

VIBRANT TECHNO LAB PVT. LTD.

ISO 9001, 14001 & 45001 Certified Company

EPA Recognized Laboratory | NABET Accredited EIA Consultant Organisation

TEST REPORT

Sample Number : VTL/S/01

Name & Address of the Party : M/s Hindustan Zinc Ltd.

Dariba Smelter Complex, Post- Dariba, District -
Rajpura Dariba Udaipur Rajasthan

Report No. : VTL/S/2508070002/A

Format No : 7.8 F-03

Party Reference No : NIL

Report Date : 14/08/2025

Period of Analysis : 07/08/2025-14/08/2025

Receipt Date : 07/08/2025

Sample Description : Stack Emission Monitoring

General Information:-

Sampling Location : LEP Pyro South
 Sample Collected By : VTL Team
 Date of Sampling : 05/08/2025
 Sampling duration (Minutes) : 36 Min. (11:00 to 11:36 Hrs.)
 Stack attached to : Bag Filter
 Make of stack : MS
 Diameter of stack(m) : 2.0 M.
 Height of stack(m) : 40 M.
 Instrument calibration status : Calibrated
 Meteorological Condition : Clear Sky
 Ambient Temperature - Ta (°C) : 30
 Temperature of Stack Gases - Ts (°C) : 102
 Velocity of Stack Gases (m/sec.) : 8.17
 Flow rate of PM (LPM) : 28
 Flow rate of Gas (LPM) : --
 Sampling condition : OK
 Protocol used : IS 11255 & USEPA
 Coordinates : --

S.No.	Parameters	Test Method	Results	Units	Limits
1	Particulate Matter (as PM)	IS: 11255 (P-1) : 1985, RA 2019	38.47	mg/Nm3	50.0
2	Lead (Pb)	USEPA 29 : 2017	4.95	mg/Nm3	10.0

*BLQ= Below Limit Of Quantification, **LOQ= Limit Of Quantification

End of Report



Checked by

RK Yadav
Lab Incharge
Authorized Signatory 

Corporate & Registered Office:

Plot No. Q-39, Shringarpura, Narayan Vihar Q,
Bhankrota, Jaipur 302026 (Raj.)

0141-2954638 bd@vibranttechnolab.com

www.vibranttechnolab.com

Terms & Conditions:

1. The Result Listed refer only to the tested sample and applicable parameters.
 2. Total Liability of our concern is limited to the invoiced amount. 3. The report is not to be reproduced wholly or part and cannot be used as an evidence in the court of law and should not be used in any advertising media without our special permission in writing. 4. Authenticity of Test Report and Accreditation status may be seen online through QR Code. 5. Retention period of sample will be 30 days only, any query beyond 30 days will not be entertained.

Page No. 1/1

**VIBRANT**

TC-16019

VIBRANT TECHNO LAB PVT. LTD.

ISO 9001, 14001 & 45001 Certified Company

EPA Recognized Laboratory | NABET Accredited EIA Consultant Organisation

TEST REPORT

Sample Number : VTL/S/03

Name & Address of the Party : M/s Hindustan Zinc Ltd.

Dariba Smelter Complex, Post- Dariba, District -
Rajpura Dariba Udaipur Rajasthan

Report No. : VTL/S/2508070003/A

Format No : 7.8 F-03

Party Reference No : NIL

Report Date : 14/08/2025

Period of Analysis : 07/08/2025-14/08/2025

Receipt Date : 07/08/2025

Sample Description : Stack Emission Monitoring

General Information:-

Sampling Location : Blast Furnace
 Sample Collected By : VTL Team
 Date of Sampling : 04/08/2025
 Sampling duration (Minutes) : 36 Min. (10:30 to 11:06 Hrs.)
 Stack attached to : Bag Filter
 Make of stack : MS
 Diameter of stack(m) : 2.2 M.
 Height of stack(m) : 75 M.
 Instrument calibration status : Calibrated
 Meteorological Condition : Clear Sky
 Ambient Temperature - Ta (°C) : 28
 Temperature of Stack Gases - Ts (°C) : 50
 Velocity of Stack Gases (m/sec.) : 7.06
 Flow rate of PM (LPM) : 28
 Flow rate of Gas (LPM) : --
 Sampling condition : OK
 Protocol used : IS 11255 & USEPA
 Coordinates : --

S.No.	Parameters	Test Method	Results	Units	Limits
1	Particulate Matter (as PM)	IS: 11255 (P-1) : 1985, RA 2019	43.96	mg/Nm ³	50.0
2	Lead (Pb)	USEPA 29 : 2017	3.02	mg/Nm ³	10.0

*BLQ= Below Limit Of Quantification, **LOQ= Limit Of Quantification

End of Report



Checked by

RK Yadav
Lab Incharge
Authorized Signatory 

Page No. 1/1

Corporate & Registered Office:

Plot No. Q-39, Shringarpura, Narayan Vihar Q,
Bhankrota, Jaipur 302026 (Raj.)

0141-2954638 bd@vibranttechnolab.com

www.vibranttechnolab.com

Terms & Conditions:

1. The Result Listed refer only to the tested sample and applicable parameters.
 2. Total Liability of our concern is limited to the invoiced amount. 3. The report is not to be reproduced wholly or part and cannot be used as an evidence in the court of law and should not be used in any advertising media without our special permission in writing. 4. Authenticity of Test Report and Accreditation status may be seen online through QR Code. 5. Retention period of sample will be 30 days only, any query beyond 30 days will not be entertained.

**VIBRANT**

TC-16019

VIBRANT TECHNO LAB PVT. LTD.

ISO 9001, 14001 & 45001 Certified Company

EPA Recognized Laboratory | NABET Accredited EIA Consultant Organisation

TEST REPORT

Sample Number : VTL/S/07

Name & Address of the Party : M/s Hindustan Zinc Ltd.

Dariba Smelter Complex, Post- Dariba, District -
Rajpura Dariba Udaipur Rajasthan

Report No. : VTL/S/2508070004/A

Format No : 7.8 F-03

Party Reference No : NIL

Report Date : 14/08/2025

Period of Analysis : 07/08/2025-14/08/2025

Receipt Date : 07/08/2025

Sample Description : Stack Emission Monitoring

General Information:-

Sampling Location : Zinc Dust Plant With Bag House
 Sample Collected By : VTL Team
 Date of Sampling : 01/08/2025
 Sampling duration (Minutes) : 24 Min. (16:30 to 16:54) Hrs.
 Stack attached to : Bag Filter
 Make of stack : MS
 Diameter of stack(m) : 0.5 M.
 Height of stack(m) : 30 M.
 Instrument calibration status : Calibrated
 Meteorological Condition : Clear Sky
 Ambient Temperature - Ta (°C) : 29
 Temperature of Stack Gases - Ts (°C) : 50
 Velocity of Stack Gases (m/sec.) : 23.08
 Flow rate of PM (LPM) : 41
 Flow rate of Gas (LPM) : --
 Sampling condition : OK
 Protocol used : IS 11255 & USEPA
 Coordinates : --


S.No.	Parameters	Test Method	Results	Units	Limits
1	Particulate Matter (as PM)	IS: 11255 (P-1) : 1985, RA 2019	27.4	mg/Nm ³	50.0

*BLQ= Below Limit Of Quantification, **LOQ= Limit Of Quantification

End of Report



Checked by

RK Yadav
Lab Incharge
Authorized Signatory 

Page No. 1/1

Corporate & Registered Office:

① Plot No. Q-39, Shringarpura, Narayan Vihar Q,
Bhankrota, Jaipur 302026 (Raj.)

② 0141-2954638 ③ bd@vibranttechnolab.com

④ www.vibranttechnolab.com

Terms & Conditions:

1. The Result Listed refer only to the tested sample and applicable parameters.
 2. Total Liability of our concern is limited to the invoiced amount. 3. The report is not to be reproduced wholly or part and cannot be used as an evidence in the court of law and should not be used in any advertising media without our special permission in writing. 4. Authenticity of Test Report and Accreditation status may be seen online through QR Code. 5. Retention period of sample will be 30 days only, any query beyond 30 days will not be entertained.

**VIBRANT**

TC-16019

VIBRANT TECHNO LAB PVT. LTD.

ISO 9001, 14001 & 45001 Certified Company

EPA Recognized Laboratory | NABET Accredited EIA Consultant Organisation

TEST REPORT

Sample Number : VTL/S/09

Name & Address of the Party : M/s Hindustan Zinc Ltd.

Dariba Smelter Complex, Post- Dariba, District -
Rajpura Dariba Udaipur Rajasthan

Report No. : VTL/S/2508070005/A

Format No : 7.8 F-03

Party Reference No : NIL

Report Date : 14/08/2025

Period of Analysis : 07/08/2025-14/08/2025

Receipt Date : 07/08/2025

Sample Description : Stack Emission Monitoring

General Information:-

Sampling Location : LEP M&C South
 Sample Collected By : VTL Team
 Date of Sampling : 04/08/2025
 Sampling duration (Minutes) : 33 Min. (15:40 to 16:13 Hrs)
 Stack attached to : Bag Filter
 Make of stack : MS
 Diameter of stack(m) : 2.0 M.
 Height of stack(m) : 40 M.
 Instrument calibration status : Calibrated
 Meteorological Condition : Clear Sky
 Ambient Temperature - Ta (°C) : 38
 Temperature of Stack Gases - Ts (°C) : 76
 Velocity of Stack Gases (m/sec.) : 8.08
 Flow rate of PM (LPM) : 38
 Flow rate of Gas (LPM) : --
 Sampling condition : OK
 Protocol used : IS 11255 & USEPA
 Coordinates : --

S.No.	Parameters	Test Method	Results	Units	Limits
1	Particulate Matter (as PM)	IS: 11255 (P-1) : 1985, RA 2019	34.62	mg/Nm3	50.0
2	Lead (Pb)	USEPA 29 : 2017	2.78	mg/Nm3	10.0

*BLQ= Below Limit Of Quantification, **LOQ= Limit Of Quantification

End of Report



 Checked by

 RK Yadav
 Lab Incharge
 Authorized Signatory


Page No. 1/1

Corporate & Registered Office:

 Plot No. Q-39, Shringarpura, Narayan Vihar Q,
 Bhankrota, Jaipur 302026 (Raj.)

0141-2954638 bd@vibranttechnolab.com

www.vibranttechnolab.com

Terms & Conditions:

1. The Result Listed refer only to the tested sample and applicable parameters.
 2. Total Liability of our concern is limited to the invoiced amount. 3. The report is not to be reproduced wholly or part and cannot be used as an evidence in the court of law and should not be used in any advertising media without our special permission in writing. 4. Authenticity of Test Report and Accreditation status may be seen online through QR Code. 5. Retention period of sample will be 30 days only, any query beyond 30 days will not be entertained.

**VIBRANT**

TC-16019

VIBRANT TECHNO LAB PVT. LTD.

ISO 9001, 14001 & 45001 Certified Company

EPA Recognized Laboratory | NABET Accredited EIA Consultant Organisation

TEST REPORT

Sample Number : VTL/S/13

Name & Address of the Party : M/s Hindustan Zinc Ltd.

Dariba Smelter Complex, Post- Dariba, District -
Rajpura Dariba Udaipur Rajasthan

Report No. : VTL/S/2508070006/A

Format No : 7.8 F-03

Party Reference No : NIL

Report Date : 14/08/2025

Period of Analysis : 07/08/2025-14/08/2025

Receipt Date : 07/08/2025

Sample Description : Stack Emission Monitoring

General Information:-

Sampling Location : Coal Crusher
 Sample Collected By : VTL Team
 Date of Sampling : 02/08/2025
 Sampling duration (Minutes) : 32 Min (09:30 to 10:02 Hrs.)
 Stack attached to : Bag Filter
 Make of stack : MS
 Diameter of stack(m) : 1.3 M.
 Height of stack(m) : 30 M.
 Instrument calibration status : Calibrated
 Meteorological Condition : Clear Sky
 Ambient Temperature - Ta (°C) : 27
 Temperature of Stack Gases - Ts (°C) : 45
 Velocity of Stack Gases (m/sec.) : 7.74
 Flow rate of PM (LPM) : 31
 Flow rate of Gas (LPM) : --
 Sampling condition : OK
 Protocol used : IS 11255 & USEPA
 Coordinates : --

S.No.	Parameters	Test Method	Results	Units	Limits
1	Particulate Matter (as PM)	IS: 11255 (P-1) : 1985, RA 2019	32.7	mg/Nm3	50.0

*BLQ= Below Limit Of Quantification, **LOQ= Limit Of Quantification

End of Report



Checked by


 RK Yadav
 Lab Incharge
 Authorized Signatory


Page No. 1/1

Corporate & Registered Office:

 Plot No. Q-39, Shringarpura, Narayan Vihar Q,
 Bhankrota, Jaipur 302026 (Raj.)

0141-2954638 bd@vibranttechnolab.com

www.vibranttechnolab.com

Terms & Conditions:

1. The Result Listed refer only to the tested sample and applicable parameters.
 2. Total Liability of our concern is limited to the invoiced amount. 3. The report is not to be reproduced wholly or part and cannot be used as an evidence in the court of law and should not be used in any advertising media without our special permission in writing. 4. Authenticity of Test Report and Accreditation status may be seen online through QR Code. 5. Retention period of sample will be 30 days only, any query beyond 30 days will not be entertained.

**VIBRANT**

TC-16019

VIBRANT TECHNO LAB PVT. LTD.

ISO 9001, 14001 & 45001 Certified Company

EPA Recognized Laboratory | NABET Accredited EIA Consultant Organisation

TEST REPORT

Sample Number : VTL/S/08

Name & Address of the Party : M/s Hindustan Zinc Ltd.

Dariba Smelter Complex, Post- Dariba, District -
Rajpura Dariba Udaipur Rajasthan

Report No. : VTL/S/2508070007/A

Format No : 7.8 F-03

Party Reference No : NIL

Report Date : 14/08/2025

Period of Analysis : 07/08/2025-14/08/2025

Receipt Date : 07/08/2025

Sample Description : Stack Emission Monitoring

General Information:-

Sampling Location : Zinc Smelter Roaster (R-5)
 Sample Collected By : VTL Team
 Date of Sampling : 02/08/2025
 Sampling duration (Minutes) : 31 Min. (11:00 to 11:31 Hrs.)
 Stack attached to : Bag Filter
 Make of stack : MS
 Diameter of stack(m) : 2.5 M.
 Height of stack(m) : 100 M.
 Instrument calibration status : Calibrated
 Meteorological Condition : Clear Sky
 Ambient Temperature - Ta (°C) : 28
 Temperature of Stack Gases - Ts (°C) : 58
 Velocity of Stack Gases (m/sec.) : 7.85
 Flow rate of PM (LPM) : 32
 Flow rate of Gas (LPM) : 2.0
 Sampling condition : OK
 Protocol used : IS 11255 & USEPA
 Coordinates : --

S.No.	Parameters	Test Method	Results	Units	Limits
1	Sulphur Dioxide (SO ₂)	IS: 11255 (P- 2): 1985, RA 2019	354	mg/Nm ³	950.0
2	Acid Mist (H ₂ SO ₄)	USEPA 8, 1983	33.6	mg/Nm ³	50.0

*BLQ= Below Limit Of Quantification, **LOQ= Limit Of Quantification

End of Report



Checked by



RK Yadav

Lab Incharge

Authorized Signatory



Page No. 1/1

Corporate & Registered Office:

Plot No. Q-39, Shringarpura, Narayan Vihar Q,
Bhankrota, Jaipur 302026 (Raj.)

0141-2954638 bd@vibranttechnolab.com

www.vibranttechnolab.com

Terms & Conditions:

1. The Result Listed refer only to the tested sample and applicable parameters.
 2. Total Liability of our concern is limited to the invoiced amount. 3. The report is not to be reproduced wholly or part and cannot be used as an evidence in the court of law and should not be used in any advertising media without our special permission in writing. 4. Authenticity of Test Report and Accreditation status may be seen online through QR Code. 5. Retention period of sample will be 30 days only, any query beyond 30 days will not be entertained.

**VIBRANT**

TC-16019

VIBRANT TECHNO LAB PVT. LTD.

ISO 9001, 14001 & 45001 Certified Company

EPA Recognized Laboratory | NABET Accredited EIA Consultant Organisation

TEST REPORT

Sample Number : VTL/S/09

Name & Address of the Party : M/s Hindustan Zinc Ltd.

Dariba Smelter Complex, Post- Dariba, District -
Rajpura Dariba Udaipur Rajasthan

Report No. : VTL/S/2508070008/A

Format No : 7.8 F-03

Party Reference No : NIL

Report Date : 14/08/2025

Period of Analysis : 07/08/2025-14/08/2025

Receipt Date : 07/08/2025

Sample Description : Stack Emission Monitoring

General Information:-

Sampling Location : LEP M&C North
 Sample Collected By : VTL Team
 Date of Sampling : 04/08/2025
 Sampling duration (Minutes) : 42 Min. (10:30 to 11:12 Hrs)
 Stack attached to : Bag Filter
 Make of stack : MS
 Diameter of stack(m) : 2.0 M.
 Height of stack(m) : 40 M.
 Instrument calibration status : Calibrated
 Meteorological Condition : Clear Sky
 Ambient Temperature - Ta (°C) : 31
 Temperature of Stack Gases - Ts (°C) : 71
 Velocity of Stack Gases (m/sec.) : 6.28
 Flow rate of PM (LPM) : 24
 Flow rate of Gas (LPM) : --
 Sampling condition : OK
 Protocol used : IS 11255 & USEPA
 Coordinates : --

S.No.	Parameters	Test Method	Results	Units	Limits
1	Particulate Matter (as PM)	IS: 11255 (P-1) : 1985, RA 2019	24.6	mg/Nm3	50.0
2	Lead (Pb)	USEPA 29 : 2017	3.18	mg/Nm3	10.0

*BLQ= Below Limit Of Quantification, **LOQ= Limit Of Quantification

End of Report



Checked by



RK Yadav

Lab Incharge

Authorized Signatory



Page No. 1/1

Corporate & Registered Office:

Plot No. Q-39, Shringarpura, Narayan Vihar Q,
Bhankrota, Jaipur 302026 (Raj.)

0141-2954638 bd@vibranttechnolab.com

www.vibranttechnolab.com

Terms & Conditions:

1. The Result Listed refer only to the tested sample and applicable parameters.
 2. Total Liability of our concern is limited to the invoiced amount. 3. The report is not to be reproduced wholly or part and cannot be used as an evidence in the court of law and should not be used in any advertising media without our special permission in writing. 4. Authenticity of Test Report and Accreditation status may be seen online through QR Code. 5. Retention period of sample will be 30 days only, any query beyond 30 days will not be entertained.

**VIBRANT**

TC-16019

VIBRANT TECHNO LAB PVT. LTD.

ISO 9001, 14001 & 45001 Certified Company

EPA Recognized Laboratory | NABET Accredited EIA Consultant Organisation

TEST REPORT

Sample Number : VTL/S/01

Name & Address of the Party : M/s Hindustan Zinc Ltd.

Dariba Smelter Complex, Post- Dariba, District -
Rajpura Dariba Udaipur Rajasthan

Report No. : VTL/S/2508070009/A

Format No : 7.8 F-03

Party Reference No : NIL

Report Date : 14/08/2025

Period of Analysis : 07/08/2025-14/08/2025

Receipt Date : 07/08/2025

Sample Description : Stack Emission Monitoring

General Information:-

Sampling Location : DG Set CPP -1010 KVA
 Sample Collected By : VTL Team
 Date of Sampling : 06/08/2025
 Sampling duration (Minutes) : 32 min. (11:10 to 11:42 hrs.)
 Stack attached to : DG Set
 Make of stack : MS
 Diameter of stack(m) : 0.762 M.
 Height of stack(m) : 15 M
 Instrument calibration status : Calibrated
 Meteorological Condition : Clear Sky
 Ambient Temperature - Ta (°C) : 32°C
 Temperature of Stack Gases - Ts (°C) : 70°C
 Velocity of Stack Gases (m/sec.) : 8.39
 Flow rate of PM (LPM) : 32
 Flow rate of Gas (LPM) : 2.0
 Sampling condition : OK
 Protocol used : IS 11255 & USEPA
 Coordinates : --

S.No.	Parameters	Test Method	Results	Units	Limits
1	Particulate Matter (PM)	IS: 11255 (P-1) : 1985, RA 2019	41.30	mg/Nm3	75
2	Oxide of Nitrogen (NOX)	IS- 11255 (P-7);2005, RA- 2022	226.09	mg/Nm3	710
3	Carbon Monoxide (CO)	USEPA 10: 1996	15.98	mg/Nm3	150

*BLQ= Below Limit Of Quantification, **LOQ= Limit Of Quantification

End of Report



 Checked by

 RK Yadav
 Lab Incharge
 Authorized Signatory



Page No. 1/1

Corporate & Registered Office:
 Plot No. Q-39, Shringarpura, Narayan Vihar Q,
 Bhankrota, Jaipur 302026 (Raj.)

0141-2954638 bd@vibranttechnolab.com

www.vibranttechnolab.com

Terms & Conditions:

1. The Result Listed refer only to the tested sample and applicable parameters.
 2. Total Liability of our concern is limited to the invoiced amount. 3. The report is not to be reproduced wholly or part and cannot be used as an evidence in the court of law and should not be used in any advertising media without our special permission in writing. 4. Authenticity of Test Report and Accreditation status may be seen online through QR Code. 5. Retention period of sample will be 30 days only, any query beyond 30 days will not be entertained.



VIBRANT

Sample Number : VTL/S/01

Name & Address of the Party : M/s Hindustan Zinc Ltd.
Dariba Smelter Complex, Post- Dariba, District -
Rajpura Dariba Udaipur Rajasthan

VIBRANT TECHNO LAB PVT. LTD.

ISO 9001, 14001 & 45001 Certified Company
EPA Recognized Laboratory | NABET Accredited EIA Consultant Organisation

TEST REPORT

Report No. : VTL/S/2508070009/B
Format No : 7.8 F-03
Party Reference No : NIL
Report Date : 14/08/2025
Period of Analysis : 07/08/2025-14/08/2025
Receipt Date : 07/08/2025

Sample Description : Stack Emission Monitoring

General Information:-

Sampling Location : DG Set CPP -1010 KVA
Sample Collected By : VTL Team
Date of Sampling : 06/08/2025
Sampling duration (Minutes) : 32 min. (11:10 to 11:42 hrs.)
Stack attached to : DG Set
Make of stack : MS
Diameter of stack(m) : 0.762 M.
Height of stack(m) : 15 M
Instrument calibration status : Calibrated
Meteorological Condition : Clear Sky
Ambient Temperature - Ta (°C) : 32°C
Temperature of Stack Gases - Ts (°C) : 70°C
Velocity of Stack Gases (m/sec.) : 8.39
Flow rate of PM (LPM) : 32
Flow rate of Gas (LPM) : 2.0
Sampling condition : OK
Protocol used : IS 11255 & USEPA
Coordinates : --

S.No.	Parameters	Test Method	Results	Units	Limits
1	Non Methane Hydrocarbon (NMHC)	IS:5182 (P-21), Based On GC, RA:2012	11.84	mg/Nm3	100.0

*BLQ= Below Limit Of Quantification, **LOQ= Limit Of Quantification

End of Report



Checked by



RK Yadav
Lab Incharge
Authorized Signatory

Page No. 1/1

Corporate & Registered Office:

Plot No. Q-39, Shringarpura, Narayan Vihar Q,
Bhankrota, Jaipur 302026 (Raj.)

0141-2954638 bd@vibranttechnolab.com

www.vibranttechnolab.com

Terms & Conditions:

1. The Result Listed refer only to the tested sample and applicable parameters.
2. Total Liability of our concern is limited to the invoiced amount. 3. The report is not to be reproduced wholly or part and cannot be used as an evidence in the court of law and should not be used in any advertising media without our special permission in writing. 4. Authenticity of Test Report and Accreditation status may be seen online through QR Code. 5. Retention period of sample will be 30 days only, any query beyond 30 days will not be entertained.



VIBRANT TECHNO LAB PVT. LTD.

ISO 9001, 14001 & 45001 Certified Company
EPA Recognized Laboratory | NABET Accredited EIA Consultant Organisation

TEST REPORT

Sample Number : VTL/S/01

Name & Address of the Party : M/s Hindustan Zinc Ltd.
Dariba Smelter Complex, Post- Dariba, District -
Rajpura Dariba Udaipur Rajasthan

Report No. : VTL/S/2508070010/A
Format No : 7.8 F-03
Party Reference No : NIL
Report Date : 14/08/2025
Period of Analysis : 07/08/2025-14/08/2025
Receipt Date : 07/08/2025

Sample Description : Stack Emission Monitoring

General Information:-

Sampling Location : DG Set Lead Plant (1652 KVA)
Sample Collected By : VTL Team
Date of Sampling : 05/08/2025
Sampling duration (Minutes) : 25 min. (10:00 to 10:25 hrs.)
Stack attached to : DG Set
Make of stack : MS
Diameter of stack(m) : 0.762 M.
Height of stack(m) : 15 M
Instrument calibration status : Calibrated
Meteorological Condition : Clear Sky
Ambient Temperature - Ta (°C) : 32°C
Temperature of Stack Gases - Ts (°C) : 82°C
Velocity of Stack Gases (m/sec.) : 10.94
Flow rate of PM (LPM) : 40
Flow rate of Gas (LPM) : 2.0
Sampling condition : OK
Protocol used : IS 11255 & USEPA
Coordinates : --

S.No.	Parameters	Test Method	Results	Units	Limits
1	Particulate Matter (PM)	IS: 11255 (P-1) : 1985, RA 2019	35.37	mg/Nm3	75
2	Oxide of Nitrogen (NOX)	IS- 11255 (P-7); 2005, RA- 2022	198.98	mg/Nm3	710
3	Carbon Monoxide (CO)	USEPA 10: 1996	13.92	mg/Nm3	150

*BLQ= Below Limit Of Quantification, **LOQ= Limit Of Quantification

End of Report



Checked by



RK Yadav
Lab Incharge
Authorized Signatory



Page No. 1/1

Corporate & Registered Office:

Plot No. Q-39, Shringarpura, Narayan Vihar Q,
Bhankrota, Jaipur 302026 (Raj.)
0141-2954638 bd@vibranttechnolab.com
www.vibranttechnolab.com

Terms & Conditions:

1. The Result Listed refer only to the tested sample and applicable parameters.
2. Total Liability of our concern is limited to the invoiced amount. 3. The report is not to be reproduced wholly or part and cannot be used as an evidence in the court of law and should not be used in any advertising media without our special permission in writing. 4. Authenticity of Test Report and Accreditation status may be seen online through QR Code. 5. Retention period of sample will be 30 days only, any query beyond 30 days will not be entertained.



VIBRANT

VIBRANT TECHNO LAB PVT. LTD.

ISO 9001, 14001 & 45001 Certified Company

EPA Recognized Laboratory | NABET Accredited EIA Consultant Organisation

TEST REPORT

Sample Number : VTL/S/01

Name & Address of the Party : M/s Hindustan Zinc Ltd.

Dariba Smelter Complex, Post- Dariba, District -
Rajpura Dariba Udaipur Rajasthan

Report No. : VTL/S/2508070010/B

Format No : 7.8 F-03

Party Reference No : NIL

Report Date : 14/08/2025

Period of Analysis : 07/08/2025-14/08/2025

Receipt Date : 07/08/2025

Sample Description : Stack Emission Monitoring

General Information:-

Sampling Location : DG Set Lead Plant (1652 KVA)
Sample Collected By : VTL Team
Date of Sampling : 05/08/2025
Sampling duration (Minutes) : 25 min. (10:00 to 10:25 hrs.)
Stack attached to : DG Set
Make of stack : MS
Diameter of stack(m) : 0.762 M.
Height of stack(m) : 15 M
Instrument calibration status : Calibrated
Meteorological Condition : Clear Sky
Ambient Temperature - Ta (°C) : 32°C
Temperature of Stack Gases - Ts (°C) : 82°C
Velocity of Stack Gases (m/sec.) : 10.94
Flow rate of PM (LPM) : 40
Flow rate of Gas (LPM) : 2.0
Sampling condition : OK
Protocol used : IS 11255 & USEPA
Coordinates : --

S.No.	Parameters	Test Method	Results	Units	Limits
1	Non Methane Hydrocarbon (NMHC)	IS:5182 (P-21), Based On GC, RA:2012	8.54	mg/Nm3	150.0

*BLQ= Below Limit Of Quantification, **LOQ= Limit Of Quantification

End of Report



Checked by



RK Yadav

Lab Incharge

Authorized Signatory

Page No. 1/1

Corporate & Registered Office:

Plot No. Q-39, Shringarpura, Narayan Vihar Q,
Bhankrota, Jaipur 302026 (Raj.)

0141-2954638 bd@vibranttechnolab.com

www.vibranttechnolab.com

Terms & Conditions:

1. The Result Listed refer only to the tested sample and applicable parameters.
2. Total Liability of our concern is limited to the invoiced amount. 3. The report is not to be reproduced wholly or part and cannot be used as an evidence in the court of law and should not be used in any advertising media without our special permission in writing. 4. Authenticity of Test Report and Accreditation status may be seen online through QR Code. 5. Retention period of sample will be 30 days only, any query beyond 30 days will not be entertained.



VIBRANT TECHNO LAB PVT. LTD.

ISO 9001, 14001 & 45001 Certified Company
EPA Recognized Laboratory | NABET Accredited EIA Consultant Organisation

TEST REPORT

Sample Number : VTL/S/11

Name & Address of the Party : M/s Hindustan Zinc Ltd.

Dariba Smelter Complex, Post- Dariba, District -
Rajpura Dariba Udaipur Rajasthan

Report No. : VTL/S/2508070011/A

Format No : 7.8 F-03

Party Reference No : NIL

Report Date : 14/08/2025

Period of Analysis : 07/08/2025-14/08/2025

Receipt Date : 07/08/2025

Sample Description : Stack Emission Monitoring

General Information:-

Sampling Location : DG Set Roaster-5 (1500 KVA)
Sample Collected By : VTL Team
Date of Sampling : 05/08/2025
Sampling duration (Minutes) : 30 min. (12:00 to 12:30 hrs.)
Stack attached to : DG Set
Make of stack : MS
Diameter of stack(m) : 0.762 M.
Height of stack(m) : 15 M
Instrument calibration status : Calibrated
Meteorological Condition : Clear Sky
Ambient Temperature - Ta (°C) : 31°C
Temperature of Stack Gases - Ts (°C) : 94°C
Velocity of Stack Gases (m/sec.) : 8.67
Flow rate of PM (LPM) : 33
Flow rate of Gas (LPM) : 2.0
Sampling condition : OK
Protocol used : IS 11255 & USEPA
Coordinates : --

S.No.	Parameters	Test Method	Results	Units	Limits
1	Particulate Matter (PM)	IS: 11255 (P-1) : 1985, RA 2019	38.46	mg/Nm3	75
2	Oxide of Nitrogen (NOX)	IS- 11255 (P-7);2005, RA- 2022	214.0	mg/Nm3	710
3	Carbon Monoxide (CO)	USEPA 10: 1996	14.07	mg/Nm3	150

*BLQ= Below Limit Of Quantification, **LOQ= Limit Of Quantification

End of Report



Checked by



RK Yadav

Lab Incharge

Authorized Signatory



Page No. 1/1

Corporate & Registered Office:

Plot No. Q-39, Shringarpura, Narayan Vihar Q,
Bhankrota, Jaipur 302026 (Raj.)

0141-2954638 bd@vibranttechnolab.com

www.vibranttechnolab.com

Terms & Conditions:

1. The Result Listed refer only to the tested sample and applicable parameters.
2. Total Liability of our concern is limited to the invoiced amount. 3. The report is not to be reproduced wholly or part and cannot be used as an evidence in the court of law and should not be used in any advertising media without our special permission in writing. 4. Authenticity of Test Report and Accreditation status may be seen online through QR Code. 5. Retention period of sample will be 30 days only, any query beyond 30 days will not be entertained.



VIBRANT

Sample Number : VTL/S/11

Name & Address of the Party : M/s Hindustan Zinc Ltd.
Dariba Smelter Complex, Post- Dariba, District -
Rajpura Dariba Udaipur Rajasthan

VIBRANT TECHNO LAB PVT. LTD.

ISO 9001, 14001 & 45001 Certified Company
EPA Recognized Laboratory | NABET Accredited EIA Consultant Organisation

TEST REPORT

Report No. : VTL/S/2508070011/B
Format No : 7.8 F-03
Party Reference No : NIL
Report Date : 14/08/2025
Period of Analysis : 07/08/2025-14/08/2025
Receipt Date : 07/08/2025

Sample Description : Stack Emission Monitoring

General Information:-

Sampling Location : DG Set Roaster-5 (1500 KVA)
Sample Collected By : VTL Team
Date of Sampling : 05/08/2025
Sampling duration (Minutes) : 30 min. (12:00 to 12:30 hrs.)
Stack attached to : DG Set
Make of stack : MS
Diameter of stack(m) : 0.762 M.
Height of stack(m) : 15 M
Instrument calibration status : Calibrated
Meteorological Condition : Clear Sky
Ambient Temperature - Ta (°C) : 31°C
Temperature of Stack Gases - Ts (°C) : 94°C
Velocity of Stack Gases (m/sec.) : 8.67
Flow rate of PM (LPM) : 33
Flow rate of Gas (LPM) : 2.0
Sampling condition : OK
Protocol used : IS 11255 & USEPA
Coordinates : --

S.No.	Parameters	Test Method	Results	Units	Limits
1	Non Methane Hydrocarbon (NMHC)	IS:5182 (P-21), Based On GC, RA:2012	9.92	mg/Nm3	150.0

*BLQ= Below Limit Of Quantification, **LOQ= Limit Of Quantification

End of Report



Checked by



RK Yadav
Lab Incharge
Authorized Signatory

Page No. 1/1

Corporate & Registered Office:

Plot No. Q-39, Shringarpura, Narayan Vihar Q,
Bhankrota, Jaipur 302026 (Raj.)

0141-2954638 bd@vibranttechnolab.com

www.vibranttechnolab.com

Terms & Conditions:

1. The Result Listed refer only to the tested sample and applicable parameters.
2. Total Liability of our concern is limited to the invoiced amount. 3. The report is not to be reproduced wholly or part and cannot be used as an evidence in the court of law and should not be used in any advertising media without our special permission in writing. 4. Authenticity of Test Report and Accreditation status may be seen online through QR Code. 5. Retention period of sample will be 30 days only, any query beyond 30 days will not be entertained.

**VIBRANT**

TC-16019

VIBRANT TECHNO LAB PVT. LTD.

ISO 9001, 14001 & 45001 Certified Company

EPA Recognized Laboratory | NABET Accredited EIA Consultant Organisation

TEST REPORT

Sample Number : VTL/S/01

Name & Address of the Party : M/s Hindustan Zinc Ltd.

Dariba Smelter Complex, Post- Dariba, District -
Rajpura Dariba Udaipur Rajasthan

Report No. : VTL/S/2508070012/A

Format No : 7.8 F-03

Party Reference No : NIL

Report Date : 14/08/2025

Period of Analysis : 07/08/2025-14/08/2025

Receipt Date : 07/08/2025

Sample Description : Stack Emission Monitoring

General Information:-

Sampling Location : DG Set Roaster -4 (1250 KVA)
 Sample Collected By : VTL Team
 Date of Sampling : 05/08/2025
 Sampling duration (Minutes) : 33 min. (16:00 to 16:33 hrs.)
 Stack attached to : DG Set
 Make of stack : MS
 Diameter of stack(m) : 0.762 M.
 Height of stack(m) : 15 M
 Instrument calibration status : Calibrated
 Meteorological Condition : Clear Sky
 Ambient Temperature - Ta (°C) : 32°C
 Temperature of Stack Gases - Ts (°C) : 98°C
 Velocity of Stack Gases (m/sec.) : 7.89
 Flow rate of PM (LPM) : 30
 Flow rate of Gas (LPM) : 2.0
 Sampling condition : OK
 Protocol used : IS 11255 & USEPA
 Coordinates : --

S.No.	Parameters	Test Method	Results	Units	Limits
1	Particulate Matter (PM)	IS: 11255 (P-1) : 1985, RA 2019	40.38	mg/Nm3	75
2	Oxide of Nitrogen (NOX)	IS- 11255 (P-7); 2005, RA- 2022	197.23	mg/Nm3	710
3	Carbon Monoxide (CO)	USEPA 10: 1996	15.42	mg/Nm3	150

*BLQ= Below Limit Of Quantification, **LOQ= Limit Of Quantification

End of Report



 Checked by

 RK Yadav
 Lab Incharge
 Authorized Signatory


Page No. 1/1

Corporate & Registered Office:
 Plot No. Q-39, Shringarpura, Narayan Vihar Q,
 Bhankrota, Jaipur 302026 (Raj.)

0141-2954638 bd@vibranttechnolab.com

www.vibranttechnolab.com

Terms & Conditions:

1. The Result Listed refer only to the tested sample and applicable parameters.
 2. Total Liability of our concern is limited to the invoiced amount. 3. The report is not to be reproduced wholly or part and cannot be used as an evidence in the court of law and should not be used in any advertising media without our special permission in writing. 4. Authenticity of Test Report and Accreditation status may be seen online through QR Code. 5. Retention period of sample will be 30 days only, any query beyond 30 days will not be entertained.



VIBRANT

Sample Number : VTL/S/01

Name & Address of the Party : M/s Hindustan Zinc Ltd.
Dariba Smelter Complex, Post- Dariba, District -
Rajpura Dariba Udaipur Rajasthan

VIBRANT TECHNO LAB PVT. LTD.

ISO 9001, 14001 & 45001 Certified Company
EPA Recognized Laboratory | NABET Accredited EIA Consultant Organisation

TEST REPORT

Report No. : VTL/S/2508070012/B
Format No : 7.8 F-03
Party Reference No : NIL
Report Date : 14/08/2025
Period of Analysis : 07/08/2025-14/08/2025
Receipt Date : 07/08/2025

Sample Description : Stack Emission Monitoring

General Information:-

Sampling Location : DG Set Roaster -4 (1250 KVA)
Sample Collected By : VTL Team
Date of Sampling : 05/08/2025
Sampling duration (Minutes) : 33 min. (16:00 to 16:33 hrs.)
Stack attached to : DG Set
Make of stack : MS
Diameter of stack(m) : 0.762 M.
Height of stack(m) : 15 M
Instrument calibration status : Calibrated
Meteorological Condition : Clear Sky
Ambient Temperature - Ta (°C) : 32°C
Temperature of Stack Gases - Ts (°C) : 98°C
Velocity of Stack Gases (m/sec.) : 7.89
Flow rate of PM (LPM) : 30
Flow rate of Gas (LPM) : 2.0
Sampling condition : OK
Protocol used : IS 11255 & USEPA
Coordinates : --

S.No.	Parameters	Test Method	Results	Units	Limits
1	Non Methane Hydrocarbon (NMHC)	IS:5182 (P-21), Based On GC, RA:2012	10.76	mg/Nm3	150.0

*BLQ= Below Limit Of Quantification, **LOQ= Limit Of Quantification

End of Report



Checked by



RK Yadav
Lab Incharge
Authorized Signatory

Page No. 1/1

Corporate & Registered Office:

Plot No. Q-39, Shringarpura, Narayan Vihar Q,
Bhankrota, Jaipur 302026 (Raj.)

0141-2954638 bd@vibranttechnolab.com

www.vibranttechnolab.com

Terms & Conditions:

1. The Result Listed refer only to the tested sample and applicable parameters.
2. Total Liability of our concern is limited to the invoiced amount. 3. The report is not to be reproduced wholly or part and cannot be used as an evidence in the court of law and should not be used in any advertising media without our special permission in writing. 4. Authenticity of Test Report and Accreditation status may be seen online through QR Code. 5. Retention period of sample will be 30 days only, any query beyond 30 days will not be entertained.

**VIBRANT**

TC-16019

VIBRANT TECHNO LAB PVT. LTD.

ISO 9001, 14001 & 45001 Certified Company

EPA Recognized Laboratory | NABET Accredited EIA Consultant Organisation

TEST REPORT

Sample Number : VTL/S/01

Name & Address of the Party : M/s Hindustan Zinc Ltd.

Dariba Smelter Complex, Post- Dariba, District -
Rajapura Dariba Udaipur Rajasthan

Report No. : VTL/S/2508150001/A

Format No : 7.8 F-03

Party Reference No : NIL

Report Date : 22/08/2025

Period of Analysis : 15/08/2025-22/08/2025

Receipt Date : 15/08/2025

Sample Description : Stack Emission Monitoring

General Information:-

Sampling Location : Zinc Dross
 Sample Collected By : VTL Team
 Date of Sampling : 13/08/2025
 Sampling duration (Minutes) : 37 Min. (10:00 to 10:37 Hrs.)
 Stack attached to : Bag Filter
 Make of stack : MS
 Diameter of stack(m) : 1.3 M.
 Height of stack(m) : 30 M.
 Instrument calibration status : Calibrated
 Meteorological Condition : Clear Sky
 Ambient Temperature - Ta (°C) : 28
 Temperature of Stack Gases - Ts (°C) : 33
 Velocity of Stack Gases (m/sec.) : 6.47
 Flow rate of PM (LPM) : 27
 Flow rate of Gas (LPM) : --
 Sampling condition : OK
 Protocol used : IS 11255 & USEPA
 Coordinates : --


S.No.	Parameters	Test Method	Results	Units	Limits
1	Particulate Matter (as PM)	IS: 11255 (P-1) : 1985, RA 2019	22.62	mg/Nm ³	50.0

*BLQ= Below Limit Of Quantification, **LOQ= Limit Of Quantification

End of Report



 Checked by

 RK Yadav
 Lab Incharge
 Authorized Signatory
 


Page No. 1/1

Corporate & Registered Office:
 Plot No. Q-39, Shringarpura, Narayan Vihar Q,
 Bhankrota, Jaipur 302026 (Raj.)

0141-2954638 bd@vibranttechnolab.com

www.vibranttechnolab.com

Terms & Conditions:

1. The Result Listed refer only to the tested sample and applicable parameters.
 2. Total Liability of our concern is limited to the invoiced amount. 3. The report is not to be reproduced wholly or part and cannot be used as an evidence in the court of law and should not be used in any advertising media without our special permission in writing. 4. Authenticity of Test Report and Accreditation status may be seen online through QR Code. 5. Retention period of sample will be 30 days only, any query beyond 30 days will not be entertained.



TC-16019

VIBRANT TECHNO LAB PVT. LTD.

ISO 9001, 14001 & 45001 Certified Company

EPA Recognized Laboratory | NABET Accredited EIA Consultant Organisation

TEST REPORT

Sample Number : VTL/S/01

Name & Address of the Party : M/s Hindustan Zinc Ltd.

Dariba Smelter Complex, Post- Dariba, District -
Rajpura Dariba Udaipur Rajasthan

Report No. : VTL/S/2508250009/A

Format No : 7.8 F-03

Party Reference No : NIL

Report Date : 01/09/2025

Period of Analysis : 25/08/2025-01/09/2025

Receipt Date : 25/08/2025

Sample Description : Stack Emission Monitoring

General Information:-

Sampling Location : TGT Lead Plant
Sample Collected By : VTL Team
Date of Sampling : 23/08/2025
Sampling duration (Minutes) : 41 Min. (12:00 to 12:41 Hrs.)
Stack attached to : Blast Furnace, Acid Plant & CDT Input
Make of stack : MS
Diameter of stack(m) : 2.0 M.
Height of stack(m) : 100 M.
Instrument calibration status : Calibrated
Meteorological Condition : Clear Sky
Ambient Temperature - Ta (°C) : 25
Temperature of Stack Gases - Ts (°C) : 51
Velocity of Stack Gases (m/sec.) : 6.27
Flow rate of PM (LPM) : 24
Flow rate of Gas (LPM) : 2.0
Sampling condition : OK
Protocol used : IS 11255 & USEPA
Coordinates : --

S.No.	Parameters	Test Method	Results	Units	Limits
1	Sulphur Dioxide (SO ₂)	IS: 11255 (P- 2): 1985, RA 2019	196	mg/Nm ³	950.0
2	Acid Mist (H ₂ SO ₄)	USEPA 8, 1983	28.52	mg/Nm ³	50.0

*BLQ= Below Limit Of Quantification, **LOQ= Limit Of Quantification

End of Report



Checked by



RK Yadav

Lab Incharge

Authorized Signatory



Page No. 1/1

Corporate & Registered Office:

Plot No. Q-39, Shringarpura, Narayan Vihar Q,
Bhankota, Jaipur 302026 (Raj.)

0141-2954638 bd@vibranttechnolab.com

www.vibranttechnolab.com

Terms & Conditions:

1. The Result Listed refer only to the tested sample and applicable parameters.
2. Total Liability of our concern is limited to the invoiced amount. 3. The report is not to be reproduced wholly or part and cannot be used as an evidence in the court of law and should not be used in any advertising media without our special permission in writing. 4. Authenticity of Test Report and Accreditation status may be seen online through QR Code. 5. Retention period of sample will be 30 days only, any query beyond 30 days will not be entertained.



VIBRANT TECHNO LAB PVT. LTD.

ISO 9001, 14001 & 45001 Certified Company
EPA Recognized Laboratory | NABET Accredited EIA Consultant Organisation

TEST REPORT

Sample Number : VTL/S/02

Name & Address of the Party : M/s Hindustan Zinc Ltd.

Dariba Smelter Complex, Post- Dariba, District -
Rajpura Dariba Udaipur Rajasthan

Report No. : VTL/S/2508250010/A

Format No : 7.8 F-03

Party Reference No : NIL

Report Date : 01/09/2025

Period of Analysis : 25/08/2025-01/09/2025

Receipt Date : 25/08/2025

Sample Description : Stack Emission Monitoring

General Information:-

Sampling Location : SKS Furnace
Sample Collected By : VTL Team
Date of Sampling : 23/08/2025
Sampling duration (Minutes) : 38 Min. (09:50 to 10:28 Hrs.)
Stack attached to : Bag House
Make of stack : MS
Diameter of stack(m) : 2.0 M.
Height of stack(m) : 75 M.
Instrument calibration status : Calibrated
Meteorological Condition : Clear Sky
Ambient Temperature - Ta (°C) : 24
Temperature of Stack Gases - Ts (°C) : 54
Velocity of Stack Gases (m/sec.) : 6.87
Flow rate of PM (LPM) : 26
Flow rate of Gas (LPM) : --
Sampling condition : OK
Protocol used : IS 11255 & USEPA
Coordinates : --

S.No.	Parameters	Test Method	Results	Units	Limits
1	Particulate Matter (as PM)	IS: 11255 (P-1) : 1985, RA 2019	38.75	mg/Nm ³	50.0
2	Lead (Pb)	USEPA 29 : 2017	3.98	mg/Nm ³	10.0

*BLQ= Below Limit Of Quantification, **LOQ= Limit Of Quantification

End of Report



Checked by



RK Yadav
Lab Incharge
Authorized Signatory



Page No. 1/1

Corporate & Registered Office:

Plot No. Q-39, Shringarpura, Narayan Vihar Q,
Bhankrota, Jaipur 302026 (Raj.)

0141-2954638 bd@vibranttechnolab.com

www.vibranttechnolab.com

Terms & Conditions:

1. The Result Listed refer only to the tested sample and applicable parameters.
2. Total Liability of our concern is limited to the invoiced amount. 3. The report is not to be reproduced wholly or part and cannot be used as an evidence in the court of law and should not be used in any advertising media without our special permission in writing. 4. Authenticity of Test Report and Accreditation status may be seen online through QR Code. 5. Retention period of sample will be 30 days only, any query beyond 30 days will not be entertained.

**VIBRANT**

TC-16019

VIBRANT TECHNO LAB PVT. LTD.

ISO 9001, 14001 & 45001 Certified Company

EPA Recognized Laboratory | NABET Accredited EIA Consultant Organisation

TEST REPORT

Sample Number : VTL/S/14

Name & Address of the Party : M/s Hindustan Zinc Ltd.

Dariba Smelter Complex, Post- Dariba, District -
Rajpura Dariba Udaipur Rajasthan

Report No. : VTL/S/2508070014/A

Format No : 7.8 F-03

Party Reference No : NIL

Report Date : 14/08/2025

Period of Analysis : 07/08/2025-14/08/2025

Receipt Date : 07/08/2025

Sample Description : Stack Emission Monitoring

General Information:-

Sampling Location : Zinc Smelter (R-4)
 Sample Collected By : VTL Team
 Date of Sampling : 06/08/2025
 Sampling duration (Minutes) : 32 Min. (09:30 to 10:02 Hrs.)
 Stack attached to : Bag Filter
 Make of stack : MS
 Diameter of stack(m) : 2.5 M.
 Height of stack(m) : 100 M.
 Instrument calibration status : Calibrated
 Meteorological Condition : Clear Sky
 Ambient Temperature - Ta (°C) : 30
 Temperature of Stack Gases - Ts (°C) : 62
 Velocity of Stack Gases (m/sec.) : 8.29
 Flow rate of PM (LPM) : 32
 Flow rate of Gas (LPM) : 2.0
 Sampling condition : OK
 Protocol used : IS 11255 & USEPA
 Coordinates : --

S.No.	Parameters	Test Method	Results	Units	Limits
1	Sulphur Dioxide (SO ₂)	IS: 11255 (P- 2): 1985, RA 2019	430	mg/Nm ³	950.0
2	Acid Mist (H ₂ SO ₄)	USEPA 8, 1983	38.52	mg/Nm ³	50.0

*BLQ= Below Limit Of Quantification, **LOQ= Limit Of Quantification

End of Report



Checked by


 RK Yadav
 Lab Incharge
 Authorized Signatory


Corporate & Registered Office:

 Plot No. Q-39, Shringarpura, Narayan Vihar Q,
 Bhankrota, Jaipur 302026 (Raj.)

☎ 0141-2954638 ✉ bd@vibranttechnolab.com

🌐 www.vibranttechnolab.com

Terms & Conditions:

1. The Result Listed refer only to the tested sample and applicable parameters.
 2. Total Liability of our concern is limited to the invoiced amount. 3. The report is not to be reproduced wholly or part and cannot be used as an evidence in the court of law and should not be used in any advertising media without our special permission in writing. 4. Authenticity of Test Report and Accreditation status may be seen online through QR Code. 5. Retention period of sample will be 30 days only, any query beyond 30 days will not be entertained.

Page No. 1/1



TC-16019

VIBRANT TECHNO LAB PVT. LTD.

ISO 9001, 14001 & 45001 Certified Company
EPA Recognized Laboratory | NABET Accredited EIA Consultant Organisation

TEST REPORT

Sample Number : VTL/S/12

Name & Address of the Party : M/s Hindustan Zinc Ltd.

Dariba Smelter Complex, Post- Dariba, District -
Rajpura Dariba Udaipur Rajasthan

Report No. : VTL/S/2508070013/A

Format No : 7.8 F-03

Party Reference No : NIL

Report Date : 14/08/2025

Period of Analysis : 07/08/2025-14/08/2025

Receipt Date : 07/08/2025

Sample Description : Stack Emission Monitoring

General Information:-

Sampling Location : CPP 2X85 MW
Sample Collected By : VTL Team
Date of Sampling : 05/08/2025
Sampling duration (Minutes) : 32 Min. (09:00 to 09:32 Hrs.)
Stack attached to : ESP
Make of stack : MS
Diameter of stack(m) : 4.0 M.
Height of stack(m) : 165 M.
Instrument calibration status : Calibrated
Meteorological Condition : Clear Sky
Ambient Temperature - Ta (°C) : 29
Temperature of Stack Gases - Ts (°C) : 128
Velocity of Stack Gases (m/sec.) : 21.88
Flow rate of PM (LPM) : 31
Flow rate of Gas (LPM) : 2.0
Sampling condition : OK
Protocol used : IS 11255 & USEPA
Coordinates : --

S.No.	Parameters	Test Method	Results	Units	Limits
1	Sulphur Dioxide (SO ₂)	IS: 11255 (P-2); 1985, RA 2019	810	mg/Nm ³	600
2	Particulate Matter (PM)	IS: 11255 (P-1); 1985, RA 2019	40.82	mg/Nm ³	50.0
3	Oxide of Nitrogen (NO ₂)	IS- 11255 (P-7); 2005, RA- 2022	290.91	mg/Nm ³	450
4	Mercury (Hg)	USEPA 29 : 2017	0.021	mg/Nm ³	0.03

*BLQ= Below Limit Of Quantification, **LOQ= Limit Of Quantification

End of Report



Checked by



RK Yadav
Lab Incharge
Authorized Signatory



Page No. 1/1

Corporate & Registered Office:

Plot No. Q-39, Shringarpura, Narayan Vihar Q,
Bhankrota, Jaipur 302026 (Raj.)

0141-2954638 bd@vibranttechnolab.com

www.vibranttechnolab.com

Terms & Conditions:

1. The Result Listed refer only to the tested sample and applicable parameters.
2. Total Liability of our concern is limited to the invoiced amount. 3. The report is not to be reproduced wholly or part and cannot be used as an evidence in the court of law and should not be used in any advertising media without our special permission in writing. 4. Authenticity of Test Report and Accreditation status may be seen online through QR Code. 5. Retention period of sample will be 30 days only, any query beyond 30 days will not be entertained.

HINDUSTAN ZINC LIMITED**RAJPURA DARIBA MINE****Ambient Air Quality Monitoring Results****Apr – 25**

Name of Monitoring Stations	PM 10 ($\mu\text{g}/\text{m}^3$)	PM 2.5 ($\mu\text{g}/\text{m}^3$)	SO₂ ($\mu\text{g}/\text{m}^3$)	NO₂ ($\mu\text{g}/\text{m}^3$)	CO ($\mu\text{g}/\text{m}^3$)
Near Laboratory	72.00	41.70	09.50	15.94	1145
Near DG Set	60.70	35.20	07.00	09.80	802
Near AB type Quarter	58.70	35.50	07.60	11.30	802
Near Concentrate Yard	79.70	47.50	08.10	12.00	1031

May – 25

Name of Monitoring Stations	PM 10 ($\mu\text{g}/\text{m}^3$)	PM 2.5 ($\mu\text{g}/\text{m}^3$)	SO₂ ($\mu\text{g}/\text{m}^3$)	NO₂ ($\mu\text{g}/\text{m}^3$)	CO ($\mu\text{g}/\text{m}^3$)
Near Laboratory	74.50	45.00	11.60	18.00	1145
Near DG Set	58.30	34.90	07.30	12.50	687
Near AB type Quarter	64.20	38.50	07.50	12.00	802
Near Concentrate Yard	65.20	40.10	07.00	10.40	802

Jun – 25

Name of Monitoring Stations	PM 10 ($\mu\text{g}/\text{m}^3$)	PM 2.5 ($\mu\text{g}/\text{m}^3$)	SO₂ ($\mu\text{g}/\text{m}^3$)	NO₂ ($\mu\text{g}/\text{m}^3$)	CO ($\mu\text{g}/\text{m}^3$)
Near Laboratory	58.10	35.40	07.50	11.90	802
Near DG Set	55.60	32.30	06.80	09.50	802
Near AB type Quarter	65.50	38.90	07.60	12.00	1031
Near Concentrate Yard	72.00	42.60	07.40	09.90	1031

Jul – 25

Name of Monitoring Stations	PM 10 ($\mu\text{g}/\text{m}^3$)	PM 2.5 ($\mu\text{g}/\text{m}^3$)	SO₂ ($\mu\text{g}/\text{m}^3$)	NO₂ ($\mu\text{g}/\text{m}^3$)	CO ($\mu\text{g}/\text{m}^3$)
Near Laboratory	62.30	38.60	07.40	12.00	916
Near DG Set	55.20	32.70	06.80	10.60	687
Near AB type Quarter	56.50	34.30	07.20	12.40	916
Near Concentrate Yard	68.20	41.50	08.70	13.60	1031

Aug – 25

Name of Monitoring Stations	PM 10 ($\mu\text{g}/\text{m}^3$)	PM 2.5 ($\mu\text{g}/\text{m}^3$)	SO ₂ ($\mu\text{g}/\text{m}^3$)	NO ₂ ($\mu\text{g}/\text{m}^3$)	CO ($\mu\text{g}/\text{m}^3$)
Near Laboratory	58.50	34.20	07.10	10.90	802
Near DG Set	50.80	29.30	06.20	09.40	573
Near AB type Quarter	53.00	32.00	07.60	12.80	802
Near Concentrate Yard	64.80	38.20	07.60	11.40	916

Sep – 25

Name of Monitoring Stations	PM 10 ($\mu\text{g}/\text{m}^3$)	PM 2.5 ($\mu\text{g}/\text{m}^3$)	SO ₂ ($\mu\text{g}/\text{m}^3$)	NO ₂ ($\mu\text{g}/\text{m}^3$)	CO ($\mu\text{g}/\text{m}^3$)
Near Laboratory	64.80	38.00	07.90	13.20	916
Near DG Set	62.00	37.00	07.40	10.80	916
Near AB type Quarter	71.20	43.0	09.30	14.70	1145
Near Concentrate Yard	75.00	45.00	07.90	11.50	1145



Tushar Das

Lead – Environment
Rajpura Dariba Mine
Hindustan Zinc Limited



VIBRANT TECHNO LAB PVT. LTD.

ISO 9001, 14001 & 45001 Certified Company

EPA Recognized Laboratory | NABET Accredited EIA Consultant Organisation

TEST REPORT

VIBRANT
Sample Number: VTL/JAA/02

TC-16019

Name & Address of the Party : M/s Hindustan Zinc Ltd.
Dariba Smelter Complex, Post- Dariba, District -
Rajpura Dariba Udaipur Rajasthan

Report No. : VTL/A/2505170002/A
Format No : 7.8 F-02
Party Reference No : NIL
Report Date : 22/05/2025
Period of Analysis : 17/05/2025-22/05/2025
Receipt Date : 17/05/2025

Sample Description : AMBIENT AIR QUALITY MONITORING

General Information:-

Sampling Location : Near Storm Water Pond (North - West)
Sample Collected By : VTL Team
Instrument Code : VTL/RDS/FPS/05
Coordinates : 24°57'48" & 74°6'51"
Meteorological condition during monitoring : Clear Sky
Date of Monitoring : 11/05/2025 To 12/05/2025
Time of Monitoring : 11:30 to 11:30 Hrs.
Ambient Temperature (°C) : Min. 28° Max 37°
Surrounding Activity : Human, Vehicular & Plant Activity
Method of Sampling : IS :5182
Sampling Duration : 24 Hrs.
Parameter Required : Complete Analysis as per IS :5182

S.No.	Parameters	Test Method	Results	Units	NAAQS 2009 (Limits)
1	Particulate Matter (as PM10)	IS:5182 (Part- 23)-2006 RA 2022	80.95	µg/m³	100
2	Particulate Matter (as PM2.5)	IS 5182(Part- 24): 2019	40.85	µg/m³	60
3	Nitrogen Dioxide (as NO2)	IS:5182 (P- 6)-2006, RA.2022	27.64	µg/m³	80
4	Sulphur Dioxide (as SO2)	IS 5182 (Part 2): Sec 1: 2023	15.87	µg/m³	80
5	Carbon Monoxide (as CO)	IS:5182 (P- 10)-1999, RA. 2019 (NDIR)	0.71	mg/m³	4
6	Benzene (as C6H6)	IS 5182 (P-11)-2006, RA.2017	*BLQ (**LOQ 1.0)	µg/m³	5
7	Ammonia (as NH3)	IS 5182 (Part-25)-2018	15.50	µg/m³	400
8	Ozone (as O3)	IS 5182 (Part-9):1974 RA 2019	14.60	µg/m³	180
9	Lead (as Pb)	IS 5182 (P-22): 2004, RA.2019	0.43	µg/m³	1
10	Arsenic (as As)	VTL/STP/02/STP/09	*BLQ (**LOQ 0.5)	ng/m³	6
11	Nickel (as Ni)	IS 5182 (Part 26): 2020	*BLQ (**LOQ 5.0)	ng/m³	20
12	Benzo (alpha) Pyrene-Particulate Phase Only	IS:5182 (P-12):2004, RA.2019	*BLQ (**LOQ 0.2)	ng/m³	1

*BLQ-Below Limit Of Quantification, **LOQ-Limit Of Quantification

End of Report



Checked by



RK Yadav
Lab Incharge
Authorized Signatory



Page No. 1/1

Corporate & Registered Office:

Plot No. Q-39, Shringarpura, Narayan Vihar Q,
Bhankrota, Jaipur 302026 (Raj.)

0141-2954638 bd@vibranttechnolab.com

www.vibranttechnolab.com

Terms & Conditions:

1. The Result Listed refer only to the tested sample and applicable parameters.
2. Total Liability of our concern is limited to the invoiced amount. 3. The report is not to be reproduced wholly or part and cannot be used as an evidence in the court of law and should not be used in any advertising media without our special permission in writing. 4. Authenticity of Test Report and Accreditation status may be seen online through QR Code. 5. Retention period of sample will be 30 days only, any query beyond 30 days will not be entertained.



VIBRANT TECHNO LAB PVT. LTD.

ISO 9001, 14001 & 45001 Certified Company

EPA Recognized Laboratory | NABET Accredited EIA Consultant Organisation

TEST REPORT

VIBRANT
Sample Number: VTL/AA/04

TC-16019

Name & Address of the Party : M/s Hindustan Zinc Ltd.
Dariba Smelter Complex, Post- Dariba, District -
Rajpura Dariba Udaipur Rajasthan

Report No. : VTL/A/2505170004/A
Format No : 7.8 F-02
Party Reference No : NIL
Report Date : 22/05/2025
Period of Analysis : 17/05/2025-22/05/2025
Receipt Date : 17/05/2025

Sample Description : AMBIENT AIR QUALITY MONITORING

General Information:-

Sampling Location : Near SLF Area
Sample Collected By : VTL Team
Instrument Code : VTL/RDS/FPS/06
Coordinates : 24°57'34" & 74°7'53"
Meteorological condition during monitoring : Clear Sky
Date of Monitoring : 09/05/2025 To 10/05/2025
Time of Monitoring : 12:00 to 12:00 Hrs.
Ambient Temperature (°C) : Min.22° Max 35°
Surrounding Activity : Human, Vehicular & Plant Activity
Method of Sampling : IS :5182
Sampling Duration : 24 Hrs.
Parameter Required : As per work order

S.No.	Parameters	Test Method	Results	Units	NAAQS 2009 (Limits)
1	Particulate Matter (as PM10)	IS:5182 (Part- 23)-2006 RA 2022	88.05	µg/m³	100
2	Particulate Matter (as PM2.5)	IS 5182(Part- 24): 2019	42.43	µg/m³	60
3	Nitrogen Dioxide (as NO2)	IS:5182 (P- 6)-2006, RA.2022	26.5	µg/m³	80
4	Sulphur Dioxide (as SO2)	IS 5182 (Part 2) : Sec 1 : 2023	15.89	µg/m³	80
5	Carbon Monoxide (as CO)	IS:5182 (P- 10)-1999, RA. 2019 (NDIR)	0.76	mg/m³	4
6	Benzene (as C6H6)	IS 5182 (P-11)-2006, RA.2017	*BLQ (**LOQ 1.0)	µg/m³	5
7	Ammonia (as NH3)	IS 5182 (Part-25)-2018	17.45	µg/m³	400
8	Ozone (as O3)	IS 5182 (Part-9):1974 RA 2019	15.68	µg/m³	180
9	Lead (as Pb)	IS 5182 (P-22) : 2004, RA.2019	0.51	µg/m³	1
10	Arsenic (as As)	VTL/STP/02/STP/09	*BLQ (**LOQ 0.5)	ng/m³	6
11	Nickel (as Ni)	IS 5182 (Part 26) : 2020	*BLQ (**LOQ 5.0)	ng/m³	20
12	Benzo (alpha) Pyrene-Particulate Phase Only	IS:5182 (P-12):2004, RA.2019	*BLQ (**LOQ 0.2)	ng/m³	1

*BLQ-Below Limit Of Quantification, **LOQ-Limit Of Quantification

End of Report



Checked by



RK Yadav
Lab Incharge
Authorized Signatory



Corporate & Registered Office:

Plot No. Q-39, Shringarpura, Narayan Vihar Q,
Bhankrota, Jaipur 302026 (Raj.)

0141-2954638 bd@vibranttechnolab.com

www.vibranttechnolab.com

Terms & Conditions:

1. The Result Listed refer only to the tested sample and applicable parameters.
2. Total Liability of our concern is limited to the invoiced amount. 3. The report is not to be reproduced wholly or part and cannot be used as an evidence in the court of law and should not be used in any advertising media without our special permission in writing. 4. Authenticity of Test Report and Accreditation status may be seen online through QR Code. 5. Retention period of sample will be 30 days only, any query beyond 30 days will not be entertained.



VIBRANT TECHNO LAB PVT. LTD.

ISO 9001, 14001 & 45001 Certified Company

EPA Recognized Laboratory | NABET Accredited EIA Consultant Organisation

TEST REPORT

VIBRANT

TC-16019

Sample Number : VTL/AA/01

Name & Address of the Party : M/s Hindustan Zinc Ltd.
Dariba Smelter Complex, Post- Dariba, District -
Rajapura Dariba Udaipur Rajasthan

Report No. : VTL/A/2505170005/A
Format No : 7.8 F-02
Party Reference No : NIL
Report Date : 24/05/2025
Period of Analysis : 20/05/2025-24/05/2025
Receipt Date : 17/05/2025

Sample Description : AMBIENT AIR QUALITY MONITORING

General Information:-

Sampling Location : Near Main Gate (South)
Sample Collected By : VTL Team
Instrument Code : VTL/RDS/FPS/04
Coordinates : 24°57'35" & 74°07'06"
Meteorological condition during monitoring : Clear Sky
Date of Monitoring : 09/05/2025 To 10/05/2025
Time of Monitoring : 11:00 to 11:00 Hrs.
Ambient Temperature (°C) : Min.22° Max 35°
Surrounding Activity : Human, Vehicular & Plant Activity
Method of Sampling : IS :5182
Sampling Duration : 24 Hrs.
Parameter Required : As per work order

S.No.	Parameters	Test Method	Results	Units	NAAQS 2009 (Limits)
1	Particulate Matter (as PM10)	IS:5182 (Part- 23)-2006 RA 2022	83.4	µg/m³	100
2	Particulate Matter (as PM2.5)	IS 5182(Part- 24): 2019	38.92	µg/m³	60
3	Nitrogen Dioxide (as NO2)	IS:5182 (P- 6)-2006, RA.2022	30.04	µg/m³	80
4	Sulphur Dioxide (as SO2)	IS 5182 (Part 2) : Sec 1 : 2023	25.31	µg/m³	80
5	Carbon Monoxide (as CO)	IS:5182 (P- 10)-1999, RA. 2019 (NDIR)	0.85	mg/m³	4
6	Benzene (as C6H6)	IS 5182 (P-11)-2006, RA 2017	*BLQ (**LOQ 1.0)	µg/m³	5
7	Ammonia (as NH3)	IS 5182 (Part-25)-2018	16.42	µg/m³	400
8	Ozone (as O3)	IS 5182 (Part-9):1974 RA 2019	20.45	µg/m³	180
9	Lead (as Pb)	IS 5182 (P-22) : 2004, RA 2019	0.45	µg/m³	1
10	Arsenic (as As)	VTL/STP/02/STP/09	*BLQ (**LOQ 0.5)	ng/m³	6
11	Nickel (as Ni)	IS 5182 (Part 26) : 2020	*BLQ (**LOQ 5.0)	ng/m³	20
12	Benzo (alpha) Pyrene-Particulate Phase Only	IS:5182 (P-12).2004, RA.2019	*BLQ (**LOQ 0.2)	ng/m³	1

*BLQ-Below Limit Of Quantification, **LOQ-Limit Of Quantification

End of Report



Checked by



RK Yadav
Lab Incharge
Authorized Signatory



Page No. 1/1

Corporate & Registered Office:

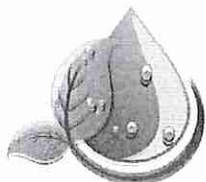
Plot No. Q-39, Shringarpura, Narayan Vihar Q,
Bhankrota, Jaipur 302026 (Raj.)

0141-2954638 bd@vibranttechnolab.com

www.vibranttechnolab.com

Terms & Conditions:

1. The Result Listed refer only to the tested sample and applicable parameters.
2. Total Liability of our concern is limited to the invoiced amount. 3. The report is not to be reproduced wholly or part and cannot be used as an evidence in the court of law and should not be used in any advertising media without our special permission in writing. 4. Authenticity of Test Report and Accreditation status may be seen online through QR Code. 5. Retention period of sample will be 30 days only, any query beyond 30 days will not be entertained.



VIBRANT TECHNO LAB PVT. LTD.

ISO 9001, 14001 & 45001 Certified Company

EPA Recognized Laboratory | NABET Accredited EIA Consultant Organisation

TEST REPORT

VIBRANT

Sample Number : VTL/AA/03

TC-16019

Name & Address of the Party : M/s Hindustan Zinc Ltd.
Dariba Smelter Complex, Post- Dariba, District -
Rajpura Dariba Udaipur Rajasthan

Report No. : VTL/A/2505170003/A
Format No : 7.8 F-02
Party Reference No : NIL
Report Date : 22/05/2025
Period of Analysis : 17/05/2025-22/05/2025
Receipt Date : 17/05/2025

Sample Description : AMBIENT AIR QUALITY MONITORING

General Information:-

Sampling Location : Near CPP Area (North- East)
Sample Collected By : VTL Team
Instrument Code : VTL/RDS/FPS/06
Coordinates : 24°55'36" & 74°4'52"
Meteorological condition during monitoring : Clear Sky
Date of Monitoring : 11/05/2025 To 12/05/2025
Time of Monitoring : 12:00 to 12:00 Hrs.
Ambient Temperature (°C) : Min.28° Max 37°
Surrounding Activity : Human, Vehicular & Plant Activity
Method of Sampling : IS :5182
Sampling Duration : 24 Hrs.
Parameter Required : As per work order

S.No.	Parameters	Test Method	Results	Units	NAAQS 2009 (Limits)
1	Particulate Matter (as PM10)	IS:5182 (Part- 23)-2006 RA 2022	79.87	µg/m³	100
2	Particulate Matter (as PM2.5)	IS 5182(Part- 24): 2019	34.93	µg/m³	60
3	Nitrogen Dioxide (as NO2)	IS:5182 (P- 6)-2006, RA.2022	25.72	µg/m³	80
4	Sulphur Dioxide (as SO2)	IS 5182 (Part 2): Sec 1 : 2023	17.23	µg/m³	80
5	Carbon Monoxide (as CO)	IS:5182 (P- 10)-1999, RA. 2019 (NDIR)	0.73	mg/m³	4
6	Benzene (as C6H6)	IS 5182 (P-11)-2006, RA.2017	*BLQ (**LOQ 1.0)	µg/m³	5
7	Ammonia (as NH3)	IS 5182 (Part-25)-2018	14.10	µg/m³	400
8	Ozone (as O3)	IS 5182 (Part-9):1974 RA 2019	9.68	µg/m³	180
9	Lead (as Pb)	IS 5182 (P-22) : 2004, RA.2019	0.38	µg/m³	1
10	Arsenic (as As)	VTL/STP/02/STP/09	*BLQ (**LOQ 0.5)	ng/m³	6
11	Nickel (as Ni)	IS 5182 (Part 26): 2020	*BLQ (**LOQ 5.0)	ng/m³	20
12	Benzo (alpha) Pyrene-Particulate Phase Only	IS:5182 (P-12):2004, RA.2019	*BLQ (**LOQ 0.2)	ng/m³	1

*BLQ-Below Limit Of Quantification, **LOQ-Limit Of Quantification

End of Report



Checked by



RK Yadav
Lab Incharge
Authorized Signatory



Corporate & Registered Office:

Plot No. Q-39, Shringarpura, Narayan Vihar Q,
Bhankrota, Jaipur 302026 (Raj.)

0141-2954638 bd@vibranttechnolab.com

www.vibranttechnolab.com

Terms & Conditions:

1. The Result Listed refer only to the tested sample and applicable parameters.
2. Total Liability of our concern is limited to the invoiced amount. 3. The report is not to be reproduced wholly or part and cannot be used as an evidence in the court of law and should not be used in any advertising media without our special permission in writing. 4. Authenticity of Test Report and Accreditation status may be seen online through QR Code. 5. Retention period of sample will be 30 days only, any query beyond 30 days will not be entertained.

Page No. 1/1

**VIBRANT**

TC-16019

VIBRANT TECHNO LAB PVT. LTD.

ISO 9001, 14001 & 45001 Certified Company

EPA Recognized Laboratory | NABET Accredited EIA Consultant Organisation

TEST REPORT

Sample Number : VTL/AA/02

Name & Address of the Party : M/s Hindustan Zinc Ltd.
 Dariba Smelter Complex, Post- Dariba, District -
 Rajpura Dariba Udaipur Rajasthan

Report No. : VTL/A/2508070001/A

Format No : 7.8 F-02

Party Reference No : NIL

Report Date : 14/08/2025

Period of Analysis : 07/08/2025-14/08/2025

Receipt Date : 07/08/2025

Sample Description : AMBIENT AIR QUALITY MONITORING

General Information:-

Sampling Location : Near Storm Water Pond (North - West)
 Sample Collected By : VTL Team
 Instrument Code : VTL/RDS/FPS/07
 Coordinates : 24°57'48" & 74°6'51"
 Meteorological condition during monitoring : Clear Sky
 Date of Monitoring : 01/08/2025 To 02/08/2025
 Time of Monitoring : 15:00 to 15:00 Hrs.
 Ambient Temperature (°C) : Min.24° Max 30°
 Surrounding Activity : Human, Vehicular & Plant Activity
 Method of Sampling : IS :5182
 Sampling Duration : 24 Hrs.
 Parameter Required : As per work order

S.No.	Parameters	Test Method	Results	Units	NAAQS 2009 (Limits)
1	Particulate Matter (as PM10)	IS:5182 (Part- 23)-2006 RA 2022	72.54	µg/m³	100
2	Particulate Matter (as PM2.5)	IS 5182(Part- 24): 2019	34.91	µg/m³	60
3	Nitrogen Dioxide (as NO2)	IS:5182 (P- 6)-2006, RA.2022	22.48	µg/m³	80
4	Sulphur Dioxide (as SO2)	IS 5182 (Part 2): Sec 1 : 2023	11.54	µg/m³	80
5	Carbon Monoxide (as CO)	IS:5182 (P- 10)-1999, RA. 2019 (NDIR)	0.64	mg/m³	4
6	Benzene (as C6H6)	IS 5182 (P-11)-2006, RA.2017	*BLQ (**LOQ 1.0)	µg/m³	5
7	Ammonia (as NH3)	IS 5182 (Part-25)-2018	12.82	µg/m³	400
8	Ozone (as O3)	IS 5182 (Part-9):1974 RA 2019	11.91	µg/m³	180
9	Lead (as Pb)	IS 5182 (P-22) : 2004, RA.2019	0.28	µg/m³	1
10	Arsenic (as As)	VTL/STP/02/STP/09	*BLQ (**LOQ 0.5)	ng/m³	6
11	Nickel (as Ni)	IS 5182 (Part 26): 2020	*BLQ (**LOQ 5.0)	ng/m³	20
12	Benzo (alpha) Pyrene-Particulate Phase Only	IS:5182 (P-12):2004, RA.2019	*BLQ (**LOQ 0.2)	ng/m³	1

*BLQ-Below Limit Of Quantification, **LOQ-Limit Of Quantification

End of Report



Checked by



RK Yadav
 Lab Incharge
 Authorized Signatory

**Corporate & Registered Office:**

Plot No. Q-39, Shringarpura, Narayan Vihar Q,
 Bhankrota, Jaipur 302026 (Raj.)

0141-2954638 bd@vibranttechnolab.com

www.vibranttechnolab.com

Terms & Conditions:

1. The Result Listed refer only to the tested sample and applicable parameters.
 2. Total Liability of our concern is limited to the invoiced amount. 3. The report is not to be reproduced wholly or part and cannot be used as an evidence in the court of law and should not be used in any advertising media without our special permission in writing. 4. Authenticity of Test Report and Accreditation status may be seen online through QR Code. 5. Retention period of sample will be 30 days only, any query beyond 30 days will not be entertained.

Page No. 1/1

**VIBRANT**

TC-16019

VIBRANT TECHNO LAB PVT. LTD.

ISO 9001, 14001 & 45001 Certified Company

EPA Recognized Laboratory | NABET Accredited EIA Consultant Organisation

TEST REPORT

Sample Number : VTL/AA/03

Name & Address of the Party : M/s Hindustan Zinc Ltd.
 Dariba Smelter Complex, Post- Dariba, District -
 Rajpura Dariba Udaipur Rajasthan

Report No. : VTL/A/2508070002/A

Format No : 7.8 F-02

Party Reference No : NIL

Report Date : 14/08/2025

Period of Analysis : 07/08/2025-14/08/2025

Receipt Date : 07/08/2025

Sample Description : AMBIENT AIR QUALITY MONITORING

General Information:-

Sampling Location : Near Cpp Area (North- East)
 Sample Collected By : VTL Team
 Instrument Code : VTL/RDS/FPS/08
 Coordinates : 24°55'36" & 74°4'52"
 Meteorological condition during monitoring : Clear Sky
 Date of Monitoring : 01/08/2025 To 02/08/2025
 Time of Monitoring : 16:00 to 16:00 Hrs.
 Ambient Temperature (°C) : Min.24° Max 30°
 Surrounding Activity : Human, Vehicular & Plant Activity
 Method of Sampling : IS :5182
 Sampling Duration : 24 Hrs.
 Parameter Required : As per work order

S.No.	Parameters	Test Method	Results	Units	NAAQS 2009 (Limits)
1	Particulate Matter (as PM10)	IS:5182 (Part- 23)-2006 RA 2022	70.32	µg/m³	100
2	Particulate Matter (as PM2.5)	IS 5182(Part- 24): 2019	30.91	µg/m³	60
3	Nitrogen Dioxide (as NO2)	IS:5182 (P- 6)-2006, RA.2022	20.84	µg/m³	80
4	Sulphur Dioxide (as SO2)	IS 5182 (Part 2) : Sec 1 : 2023	10.26	µg/m³	80
5	Carbon Monoxide (as CO)	IS:5182 (P- 10)-1999, RA. 2019 (NDIR)	0.69	mg/m³	4
6	Benzene (as C6H6)	IS 5182 (P-11)-2006, RA.2017	*BLQ (**LOQ 1.0)	µg/m³	5
7	Ammonia (as NH3)	IS 5182 (Part-25)-2018	11.04	µg/m³	400
8	Ozone (as O3)	IS 5182 (Part-9):1974 RA 2019	7.52	µg/m³	180
9	Lead (as Pb)	IS 5182 (P-22) : 2004, RA.2019	0.26	µg/m³	1
10	Arsenic (as As)	VTL/STP/02/STP/09	*BLQ (**LOQ 0.5)	ng/m³	6
11	Nickel (as Ni)	IS 5182 (Part 26) : 2020	*BLQ (**LOQ 5.0)	ng/m³	20
12	Benzo (alpha) Pyrene-Particulate Phase Only	IS:5182 (P-12):2004, RA.2019	*BLQ (**LOQ 0.2)	ng/m³	1

*BLQ-Below Limit Of Quantification, **LOQ-Limit Of Quantification

End of Report



Checked by



RK Yadav
 Lab Incharge
 Authorized Signatory



Corporate & Registered Office:

Plot No. Q-39, Shringarpura, Narayan Vihar Q,
 Bhankrota, Jaipur 302026 (Raj.)

0141-2954638 bd@vibranttechnolab.com

www.vibranttechnolab.com

Terms & Conditions:

1. The Result Listed refer only to the tested sample and applicable parameters.
 2. Total Liability of our concern is limited to the invoiced amount. 3. The report is not to be reproduced wholly or part and cannot be used as an evidence in the court of law and should not be used in any advertising media without our special permission in writing. 4. Authenticity of Test Report and Accreditation status may be seen online through QR Code. 5. Retention period of sample will be 30 days only, any query beyond 30 days will not be entertained.

Page No. 1/1

Annexure IV (Cont.)

Lunera	PM10	82.68	79.08	52.02	65.09	60.53	62.45
	PM2.5	35.62	33.13	21.25	27.78	25.39	23.51
	SO2	13.79	14.42	12.29	9.551	13.22	8.59
	NOx	15.64	16.11	14.17	11.69	15.18	10.45
	Pb	BDL	BDL	BDL	BDL	BDL	BDL
Charana	PM10	74.89	71.86	43.53	54.49	48.22	55.04
	PM2.5	31.19	30.42	18.33	22.82	20.31	18.12
	SO2	11.25	17.43	11.44	8.656	7.78	5.24
	NOx	13.02	19.17	13.19	10.29	9.23	7.09
	Pb	BDL	BDL	BDL	BDL	BDL	BDL
Kotadi	PM10	85.24	82.75	55.03	71.72	67.69	64.59
	PM2.5	37.33	35.36	23.28	29.63	27.75	25.38
	SO2	15.44	15.17	13.11	10.44	14.22	9.26
	NOx	17.22	17.23	15.07	12.32	16.57	11.76
	Pb	BDL	BDL	BDL	BDL	BDL	BDL
Chothpura	PM10	77.07	74.65	58.52	61.04	57.05	54.89
	PM2.5	33.27	31.27	24.43	25.32	23.34	20.19
	SO2	12.6	13.58	11.73	8.262	9.56	6.16
	NOx	14.42	15.47	13.22	10.36	11.78	8.11
	Pb	BDL	BDL	BDL	BDL	BDL	BDL

*All readings in ug/m³



Team Member - Environment

Dariba Smelter Complex

HINDUSTAN ZINC LIMITED
DARIBA SMELTER COMPLEX

Continuous Ambient Air Quality Monitoring Results
(April'25-Sep'25)

Location		Prescribed Limits*	Month					
			April'25	May'25	June'25	July'25	Aug'25	Sep'25
Near to Main Gate (South-West)	RSPM	100	57.61	59.12	55.18	51.76	57.69	55.14
	SO ₂	80	22.46	23.24	21.57	23.95	26.23	25.33
	NO _x	80	28.13	26.94	23.99	22.9	25.16	24.23
	CO	2	0.71	0.73	0.69	0.65	0.71	0.69
Near to SWP (North-West)	RSPM	100	64.26	61.06	56.4	53.22	54.66	60.64
	SO ₂	80	33.84	32.13	29.68	27.97	28.73	31.91
	NO _x	80	42.05	40.17	37.1	35	35.91	39.89
	CO	2	0.91	0.87	0.801	0.75	0.77	0.86
Near to CPP (North-East)	RSPM	100	62.38	59.36	56.32	51.7	54.17	57.98
	SO ₂	80	28.78	26.99	25.75	24.61	25.79	27.6
	NO _x	80	35.39	33.18	31.67	32.005	33.53	35.89
	CO	2	0.96	0.91	0.87	0.79	0.82	0.88
SLF (South-East)	RSPM	100	65.52	60.02	61.17	52.1	56.21	57.27
	SO ₂	80	21.88	20.01	20.38	16.62	18.53	18.93
	NO _x	80	28.41	26.01	26.5	23.27	25.94	26.51
	CO	2	1.03	0.95	0.96	0.78	0.87	0.89

* National Ambient Air Standards, 2009

* All readings in ug/m³ , except CO in mg/m³



Team Member- Environment
Dariba Smelter Complex

HINDUSTAN ZINC LIMITED
DARIBA SMELTER COMPLEX
Work Zone Environment Monitoring Results
(April'25-September'25)

Month Location	Parameters	Prescribed Standards*	April'25	May'25	June'25	July'25	August' 25	September' 25
Zinc Plant								
Raw Material Handling (RMH)	SPM	10	8.80	8.42	8.93	8.07	8.10	8.40
	SO ₂	5	0.120	0.139	0.159	0.0995	0.1235	0.136
	Zn	5	2.16	1.91	2.80	2.16	2.33	2.63
Zinc Dust Plant	SPM	10	8.83	8.36	7.13	7.61	7.17	8.07
	SO ₂	5	0.065	0.053	0.065	0.075	0.055	0.066
	Zn	5	2.42	2.13	1.83	2.07	1.79	2.31
Purification Section	SPM	10	8.83	8.36	7.13	7.61	7.17	8.07
	SO ₂	5	0.065	0.053	0.065	0.075	0.055	0.066
	Zn	5	2.415	2.125	1.830	2.065	1.790	2.305
Cell House	SPM	10	2.86	2.00	2.03	2.82	3.03	2.30
	SO ₂	5	0.265	0.254	0.304	0.26	0.221	0.260
	Zn	5	0.310	0.217	0.287	0.376	0.394	0.319
Lead Plant								
Raw Material Handling (RMH)	SPM	10	8.015	8.235	8.065	7.925	7.90	7.38
	SO ₂	5	0.099	0.105	0.104	0.107	0.09	0.10
	Pb	0.15	0.121	0.127	0.130	0.130	0.131	0.122
SKS	SPM	10	6.19	5.75	6.09	6.08	6.06	5.42
	SO ₂	5	0.138	0.128	0.1285	0.122	0.115	0.125
	Pb	0.15	0.104	0.0975	0.101	0.086	0.089	0.063
Blast Furnace	SPM	10	7.08	6.195	6.28	6.82	6.54	6.025
	SO ₂	5	0.1095	0.088	0.103	0.1015	0.0795	0.0845
	Pb	0.15	0.109	0.081	0.088	0.102	0.095	0.086
LEP Melting & Casting	SPM	10	6.15	6.12	5.95	6.24	5.43	5.62
	SO ₂	5	0.053	0.055	0.046	0.055	0.050	0.069
	Pb	0.15	0.081	0.088	0.087	0.090	0.070	0.070

* Time Weighted Average (TWA) .All readings in ppm

* Factory Act, 1948 (Schedule II)



Team Member - Environment
Dariba Smelter Complex

HINDUSTAN ZINC LIMITED
DARIBA SMELTER COMPLEX

Fugitive Emission Monitoring Results

(April'25-September'25)

Location	Parameters (All figures in $\mu\text{g}/\text{m}^3$)
	TSPM
Prescribed Limit*	-
Raw Material Handling (RMH) - Zinc	428.45
Roaster Plant	329.935
Calcine Handling	387.435
Coal Handling Plant (CPP)	347.695
Fly Ash Handling	413.835
Raw Material Handling (RMH) – Lead Plant	414.94
Near SKS Primary	319.425

Secondary fugitive emissions are monitored on 24 hrs. basis at a distance of 10 m from the source.



Team Member - Environment
Dariba Smelter Complex

**VIBRANT**

Sample Number : VTL/WW/02



TC-16019

VIBRANT TECHNO LAB PVT. LTD.

ISO 9001, 14001 & 45001 Certified Company

EPA Recognized Laboratory | NABET Accredited EIA Consultant Organisation

TEST REPORT

Name & Address of the Party :
 M/s Hindustan Zinc Ltd.
 Dariba Smelter Complex, Post- Dariba, District -
 Rajpura Dariba Udaipur Rajasthan


Sample Description : Waste Water
 Sampling Location : ETP Outlet
 Sample Collected By : VTL Team
 Preservation : Suitable Preservation
 Method of sampling : IS: 3025

Report No. : VTL/WW/2505170006/A
 Format No : 7.8 F-01
 Party Reference No : NIL
 Report Date : 22/05/2025
 Period of Analysis : 17/05/2025-22/05/2025
 Receipt Date : 17/05/2025
 Sampling Date : 15/05/2025
 Sampling Type : Grab
 Sample Quantity : 2 Ltr.
 Coordinates : --

S.No.	Test Parameters	Test Method	Result	Unit	Limits
1	pH	IS: 3025 (P-11): 2022	7.47	-	5.5 to 9.0
2	Total Suspended Solids (TSS)	IS: 3025 (P-17): 2022	24.5	mg/L	100
3	Oil & Grease	IS:3025 (P-39): 2021	*BLQ(**LOQ-4.0)	mg/L	10
4	Biochemical Oxygen Demand (BOD) (3 days @ 27°C)	IS: 3025 (P-44): 2023	22.5	mg/L	30
5	Chemical oxygen Demand (COD)	IS : 3025 (P-58) : 2023	121.0	mg/L	250
6	Lead (as Pb)	APHA 24th Edition ,3111 B, 2023	*BLQ(**LOQ-0.05)	mg/L	0.1
7	Total Chromium (as Cr)	APHA 24th Edition ,3111 B, 2023	*BLQ(**LOQ- 0.10)	mg/L	0.2
8	Copper (as Cu)	APHA 24th Edition ,3111 B, 2023	*BLQ(**LOQ-0.10)	mg/L	1.0
9	Zinc (as Zn)	APHA 24th Edition ,3111 B, 2023	0.39	mg/L	1.0
10	Nickel (as Ni)	APHA 24th Edition ,3111 B, 2023	*BLQ(**LOQ-0.1)	mg/L	3.0
11	Chloride (as Cl)	IS: 3025 (P-32): 1988, RA. 2019	580	mg/L	1000
12	Fluoride (as F)	APHA 24th Edition, 4500F-D:2023	0.64	mg/L	2.0
13	Sulphide (as S)	IS 3025 (P-29) : 2022 (Clause 6.0)	0.54	mg/L	2.0
14	Cadmium (as Cd)	APHA 24th Edition ,3111 B, 2023	*BLQ(**LOQ-0.10)	mg/L	2.0
15	Cyanide (as CN)	IS 3025 (P-27/Sec 1) :2021	*BLQ(**LOQ-0.2)	mg/L	0.2
16	Hexavalent Chromium (Cr+6)	APHA 24th Edition, 3500 Cr-B :	*BLQ(**LOQ-0.05)	mg/L	0.1



Checked by



RK Yadav
 Lab Incharge
 Authorized Signatory



Corporate & Registered Office:

Plot No. Q-39, Shringarpura, Narayan Vihar Q,
 Bhankrota, Jaipur 302026 (Raj.)

0141-2954638 bd@vibranttechnolab.com

www.vibranttechnolab.com

Terms & Conditions:

1. The Result Listed refer only to the tested sample and applicable parameters.
 2. Total Liability of our concern is limited to the invoiced amount. 3. The report is not to be reproduced wholly or part and cannot be used as an evidence in the court of law and should not be used in any advertising media without our special permission in writing. 4. Authenticity of Test Report and Accreditation status may be seen online through QR Code. 5. Retention period of sample will be 30 days only, any query beyond 30 days will not be entertained.

Page No. 1/2



VIBRANT TECHNO LAB PVT. LTD.

ISO 9001, 14001 & 45001 Certified Company
EPA Recognized Laboratory | NABET Accredited EIA Consultant Organisation

TEST REPORT

VIBRANT

Sample Number : VTL/WW/01

M/s Hindustan Zinc Ltd.
Dariba Smelter Complex, Post- Dariba, District -
Rajpura Dariba Udaipur Rajasthan

Name & Address of the Party :

Sample Description : Waste Water
Sampling Location : STP Outlet (CPP 50KLD)
Sample Collected By : VTL Team
Preservation : Suitable Preservation
Method of sampling : IS: 3025

Report No. : VTL/WW/2505170003/B
Format No : 7.8 F-01
Party Reference No : NIL
Report Date : 22/05/2025
Period of Analysis : 17/05/2025-22/05/2025
Receipt Date : 17/05/2025
Sampling Date : 15/05/2025
Sampling Type : Grab
Sample Quantity : 2 Ltr.
Coordinates : --

S.No.	Test Parameters	Test Method	Result	Unit	Limits
1	Total Nitrogen	IS 3025 (P-34) : Sec 1 : 2023	8.5	mg/L	10.0

*BLQ-Below Limit OF Quantification, **LOQ- Limit Of Quantification

End of Report



Checked by



RK Yadav
Lab Incharge
Authorized Signatory

Corporate & Registered Office:

Plot No. Q-39, Shringarpura, Narayan Vihar Q,
Bhankrota, Jaipur 302026 (Raj.)

0141-2954638 bd@vibranttechnolab.com

www.vibranttechnolab.com

Terms & Conditions:

1. The Result Listed refer only to the tested sample and applicable parameters.
2. Total Liability of our concern is limited to the invoiced amount. 3. The report is not to be reproduced wholly or part and cannot be used as an evidence in the court of law and should not be used in any advertising media without our special permission in writing. 4. Authenticity of Test Report and Accreditation status may be seen online through QR Code. 5. Retention period of sample will be 30 days only, any query beyond 30 days will not be entertained.

**VIBRANT**

Sample Number : VTL/VVW/02



TC-16019

VIBRANT TECHNO LAB PVT. LTD.

ISO 9001, 14001 & 45001 Certified Company

EPA Recognized Laboratory | NABET Accredited EIA Consultant Organisation

TEST REPORT

M/s Hindustan Zinc Ltd.

Dariba Smelter Complex, Post- Dariba, District -
Rajpura Dariba Udaipur Rajasthan

Name & Address of the Party :

Sample Description : Waste Water

Sampling Location : ETP Outlet

Sample Collected By : VTL Team

Preservation : Suitable Preservation

Method of sampling : IS: 3025

ULR No. : TC1601925000002393F

Report No. : VTL/VVW/2508070002/A

Format No : 7.8 F-01

Party Reference No : NIL

Report Date : 15/08/2025

Period of Analysis : 07/08/2025-15/08/2025

Receipt Date : 07/08/2025

Sampling Date : 05/08/2025

Sampling Type : Grab

Sample Quantity : 2 Ltr.

Coordinates : --

S.No.	Test Parameters	Test Method	Result	Unit	Limits
1	pH	IS: 3025 (P-11): 2022	6.90	-	5.5 to 9.0
2	Total Suspended Solids (TSS)	IS: 3025 (P-17): 2022	8.3	mg/L	100
3	Oil & Grease	IS:3025 (P-39): 2021	*BLQ(**LOQ-4.0)	mg/L	10
4	Biochemical Oxygen Demand (BOD) (3 days @ 27°C)	IS: 3025 (P-44): 2023	4.6	mg/L	30
5	Chemical oxygen Demand (COD)	IS : 3025 (P-58) : 2023	19.6	mg/L	250
6	Lead (as Pb)	APHA 24th Edition ,3111 B, 2023	*BLQ(**LOQ-0.05)	mg/L	0.1
7	Total Chromium (as Cr)	APHA 24th Edition ,3111 B, 2023	*BLQ(**LOQ- 0.10)	mg/L	0.2
8	Copper (as Cu)	APHA 24th Edition ,3111 B, 2023	*BLQ(**LOQ-0.10)	mg/L	1.0
9	Zinc (as Zn)	APHA 24th Edition ,3111 B, 2023	0.34	mg/L	1.0
10	Nickel (as Ni)	APHA 24th Edition ,3111 B, 2023	*BLQ(**LOQ-0.1)	mg/L	3.0
11	Chloride (as Cl)	IS: 3025 (P-32): 1988, RA, 2019	750	mg/L	1000
12	Fluoride (as F)	APHA 24th Edition, 4500F-D-2023	1.18	mg/L	2.0
13	Sulphide (as S)	IS 3025 (P-29) : 2022 (Clause 6.0)	0.76	mg/L	2.0
14	Cadmium (as Cd)	APHA 24th Edition ,3111 B, 2023	*BLQ(**LOQ-0.10)	mg/L	2.0
15	Cyanide (as CN)	IS 3025 (P-27/Sec 1) :2021	*BLQ(**LOQ-0.2)	mg/L	0.2
16	Hexavalent Chromium (Cr+6)	APHA 24th Edition, 3500 Cr-B :	*BLQ(**LOQ-0.05)	mg/L	0.1



Checked by



RK Yadav

Lab Incharge

Authorized Signatory



Page No. 1/2

Corporate & Registered Office:

Plot No. Q-39, Shringarpura, Narayan Vihar Q,
Bhankrota, Jaipur 302026 (Raj.)

0141-2954638 bd@vibranttechnolab.com

www.vibranttechnolab.com

Terms & Conditions:

1. The Result Listed refer only to the tested sample and applicable parameters.
 2. Total Liability of our concern is limited to the invoiced amount. 3. The report is not to be reproduced wholly or part and cannot be used as an evidence in the court of law and should not be used in any advertising media without our special permission in writing. 4. Authenticity of Test Report and Accreditation status may be seen online through QR Code. 5. Retention period of sample will be 30 days only, any query beyond 30 days will not be entertained.



TC-16019

VIBRANT TECHNO LAB PVT. LTD.

ISO 9001, 14001 & 45001 Certified Company

EPA Recognized Laboratory | NABET Accredited EIA Consultant Organisation

TEST REPORT

Sample Number : VTL/WW/02

ULR No. : TC1601925000002393F

Report No. : VTL/WW/2508070002/A

S.No.	Test Parameters	Test Method	Result	Unit	Limits
16		2023			
17	Temperature	IS: 3025 (P-9): 2023	25.3	°C	Shall not exceed 5°C above the receiving water temperature
18	Free Available Chlorine	IS: 3025 (P-26): 2021 (Clause 5.0)	*BLQ(**LOQ-0.2)	mg/L	0.5
19	Iron (as Fe)	APHA 24th Edition, 3111 B, 2023	*BLQ(**LOQ-0.2)	mg/L	1.0

*BLQ-Below Limit Of Quantification, **LOQ- Limit Of Quantification

End of Report



Checked by

RK Yadav
Lab Incharge
Authorized Signatory

Corporate & Registered Office:

Plot No. Q-39, Shringarpura, Narayan Vihar Q,
Bhankrota, Jaipur 302026 (Raj.)

0141-2954638 • bd@vibranttechnolab.com

www.vibranttechnolab.com

Terms & Conditions:

1. The Result Listed refer only to the tested sample and applicable parameters.
2. Total Liability of our concern is limited to the invoiced amount.
3. The report is not to be reproduced wholly or part and cannot be used as an evidence in the court of law and should not be used in any advertising media without our special permission in writing.
4. Authenticity of Test Report and Accreditation status may be seen online through QR Code.
5. Retention period of sample will be 30 days only, any query beyond 30 days will not be entertained.

Page No. 2/2

**VIBRANT**

VIBRANT TECHNO LAB PVT. LTD.

ISO 9001, 14001 & 45001 Certified Company

EPA Recognized Laboratory | NABET Accredited EIA Consultant Organisation

TEST REPORT

Sample Number : VTLWW/02

M/s Hindustan Zinc Ltd.
Dariba Smelter Complex, Post- Dariba, District -
Rajpura Dariba Udaipur Rajasthan

Name & Address of the Party :

Sample Description : Waste Water
Sampling Location : ETP Outlet
Sample Collected By : VTL Team
Preservation : Suitable Preservation
Method of sampling : IS: 3025

Report No. : VTLWW/2508070002/B
Format No : 7.8 F-01
Party Reference No : NIL
Report Date : 15/08/2025
Period of Analysis : 07/08/2025-15/08/2025
Receipt Date : 07/08/2025
Sampling Date : 05/08/2025
Sampling Type : Grab
Sample Quantity : 2 Ltr.
Coordinates : --

S.No.	Test Parameters	Test Method	Result	Unit	Limits
1	Phosphate (as PO ₄)	IS:3025 (P- 31) Sec 1 : 2022 (Clause 5.0)	*BLQ(**LOQ-0.2)	mg/L	5.0
2	Sulphate (as SO ₄)	IS: 3025 (P-24) Sec-1 : 2022	810	mg/L	1000

*BLQ-Below Limit OF Quantification, **LOQ- Limit OF Quantification

End of Report



Checked by



RK Yadav
Lab Incharge
Authorized Signatory

Corporate & Registered Office:

Plot No. Q-39, Shringarpura, Narayan Vihar Q,
Bhankrota, Jaipur 302026 (Raj.)

0141-2954638 • bd@vibranttechnolab.com

www.vibranttechnolab.com

Terms & Conditions:

1. The Result Listed refer only to the tested sample and applicable parameters.
2. Total Liability of our concern is limited to the invoiced amount.
3. The report is not to be reproduced wholly or part and cannot be used as an evidence in the court of law and should not be used in any advertising media without our special permission in writing.
4. Authenticity of Test Report and Accreditation status may be seen online through QR Code.
5. Retention period of sample will be 30 days only, any query beyond 30 days will not be entertained.

Page No. 1/1

ANNEXURE – IX

Piezometer water Quality

May – 25

(Tailing dam)

(All figures in ppm except pH)

Parameter	PW 1	PW 2	PW 3	PW 4	PW 5	PW 6
pH	07.91	07.63	07.80	07.77	07.69	07.98
Suspended Solids	14.00	12.00	10.00	08.00	13.00	12.00
Lead	(<0.01)	(<0.01)	(<0.01)	(<0.01)	(<0.01)	(<0.01)
Zinc	00.61	00.47	00.86	00.26	00.83	00.62
Copper	(<0.01)	(<0.01)	(<0.01)	(<0.01)	(<0.01)	(<0.01)
Iron	00.10	00.13	00.13	00.12	00.14	00.13
Cadmium	(<0.003)	(<0.003)	(<0.003)	(<0.003)	(<0.003)	(<0.003)
Nickel	(<0.01)	(<0.01)	(<0.01)	(<0.01)	(<0.01)	(<0.01)
Cobalt	(<0.01)	(<0.01)	(<0.01)	(<0.01)	(<0.01)	(<0.01)

Aug – 25

(Tailing dam)

(All figures in ppm except pH)

Parameter	PW 1	PW 2	PW 3	PW 4	PW 5	PW 6
pH	07.47	07.38	07.62	07.62	07.34	07.39
Suspended Solids	11.00	09.00	05.00	10.00	12.00	10.00
Lead	(<0.01)	(<0.01)	(<0.01)	(<0.01)	(<0.01)	(<0.01)
Zinc	00.07	00.06	00.07	00.06	00.05	00.12
Copper	(<0.01)	(<0.01)	(<0.01)	(<0.01)	(<0.01)	(<0.01)
Iron	00.08	00.05	00.02	00.03	00.05	00.06
Cadmium	(<0.01)	(<0.01)	(<0.01)	(<0.01)	(<0.01)	(<0.01)
Nickel	(<0.01)	(<0.01)	(<0.01)	(<0.01)	(<0.01)	(<0.01)
Cobalt	(<0.05)	(<0.05)	(<0.05)	(<0.05)	(<0.05)	(<0.05)

Annexure X

Process water Quality results Apr – 25

Parameter	Mine Water	Tailing Dam Water	Garland Drain Water
pH	06.65	06.70	06.83
Suspended Solids	12.00	10.00	15.00
Lead	BDL (<0.01)	BDL (<0.01)	BDL (<0.01)
Zinc	00.18	00.29	00.35
Copper	BDL (<0.01)	BDL (<0.01)	BDL (<0.01)
Iron	00.10	00.06	00.06
Cadmium	BDL (<0.003)	BDL (<0.003)	BDL (<0.003)
Nickel	BDL (<0.01)	BDL (<0.01)	BDL (<0.01)
Cobalt	BDL (<0.01)	BDL (<0.01)	BDL (<0.01)

May – 25

Parameter	Mine Water	Tailing Dam Water	Garland Drain Water
pH	07.12	07.87	07.40
Suspended Solids	12.00	20.00	15.00
Lead	BDL (<0.01)	BDL (<0.01)	BDL (<0.01)
Zinc	00.28	00.67	00.52
Copper	00.03	BDL (<0.01)	BDL (<0.01)
Iron	00.08	00.10	00.08
Cadmium	BDL (<0.003)	BDL (<0.003)	BDL (<0.003)
Nickel	BDL (<0.01)	BDL (<0.01)	BDL (<0.01)
Cobalt	BDL (<0.01)	BDL (<0.01)	BDL (<0.01)

Jun – 25

Parameter	Mine Water	Tailing Dam Water	Garland Drain Water
pH	06.61	07.25	06.95
Suspended Solids	10.00	12.00	16.00
Lead	BDL (<0.01)	BDL (<0.01)	BDL (<0.01)
Zinc	00.10	00.54	00.40
Copper	BDL (<0.01)	BDL (<0.01)	BDL (<0.01)
Iron	00.05	00.08	0.07
Cadmium	BDL (<0.003)	BDL (<0.003)	BDL (<0.003)
Nickel	BDL (<0.01)	BDL (<0.01)	BDL (<0.01)
Cobalt	BDL (<0.01)	BDL (<0.01)	BDL (<0.01)

(All figures in ppm except pH)

Jul – 25

Parameter	Mine Water	Tailing Dam Water	Garland Drain Water
pH	07.04	07.23	06.91
Suspended Solids	23.00	17.00	25.00
Lead	BDL (<0.01)	BDL (<0.01)	BDL (<0.01)
Zinc	00.12	00.16	00.15
Copper	BDL (<0.01)	BDL (<0.01)	BDL (<0.01)
Iron	00.05	00.05	00.05
Cadmium	BDL (<0.003)	BDL (<0.003)	BDL (<0.003)
Nickel	BDL (<0.01)	BDL (<0.01)	BDL (<0.01)
Cobalt	BDL (<0.01)	BDL (<0.01)	BDL (<0.01)

(All figures in ppm except pH)

Aug – 25

Parameter	Mine Water	Tailing Dam Water	Garland Drain Water
pH	06.98	07.40	07.22
Suspended Solids	20.00	15.00	20.00
Lead	BDL (<0.01)	BDL (<0.01)	BDL (<0.01)
Zinc	00.15	00.30	00.20
Copper	BDL (<0.01)	BDL (<0.01)	BDL (<0.01)
Iron	00.06	00.12	00.05
Cadmium	BDL (<0.003)	BDL (<0.003)	BDL (<0.003)
Nickel	BDL (<0.01)	BDL (<0.01)	BDL (<0.01)
Cobalt	BDL (<0.01)	BDL (<0.01)	BDL (<0.01)

(All figures in ppm except pH)

Sep – 25

Parameter	Mine Water	Tailing Dam Water	Garland Drain Water
pH	06.90	07.13	06.74
Suspended Solids	08.00	15.00	20.00
Lead	BDL (<0.01)	BDL (<0.01)	BDL (<0.01)
Zinc	00.08	00.38	00.23
Copper	BDL (<0.01)	BDL (<0.01)	BDL (<0.01)
Iron	00.04	00.05	0.05
Cadmium	BDL (<0.003)	BDL (<0.003)	BDL (<0.003)
Nickel	BDL (<0.01)	BDL (<0.01)	BDL (<0.01)
Cobalt	BDL (<0.01)	BDL (<0.01)	BDL (<0.01)

(All figures in ppm except pH)

**HINDUSTAN ZINC LIMITED
DARIBA SMELTER COMPLEX**

**Ambient Noise Monitoring Report
(April'25-September'25)**

Plant	DARIBA SMELTER COMPLEX			
Location	Near Main Gate (S)	Near SLF Area (SE)	Boundary wall of CPP (NE)	Near Storm water pond (NW)
Prescribed Standards* (70-75)				
April'25-September'25	67.55-55.75	65.35-45.75	55.55-46.10	64.7-55.50



Team Member - Environment
Dariba Smelter Complex

**Hindustan Zinc Limited
Dariba Smelter Complex
Dariba, Dist. Rajsamand, Rajasthan.**

**Average Sulphur and ash content in coal Monitoring Report
(April'25- September 25)**

Month	Average Sulphur content %	Average Ash %
April-25	0.54	31.20
May-25	0.56	29.59
June-25	0.55	28.56
July-25	0.56	26.88
August-25	0.59	23.24
September-25	0.55	27.13


(Sudhir Parwal)

Head CPP
Dariba Smelter Complex

HINDUSTAN ZINC LIMITED
DARIBA SMELTER COMPLEX

Expenditure made in environmental control measures.
(2024-25)

Sr. No.	Description	Total amount
		(Rs. in lakhs)
1	Green Belt Development, Maintenance of old plantation & landscaping	130.38
2	Environment Monitoring	122.66
3	Storm water ponds operation and maintenance & Monsoon management	14.53
4	Environmental training, awareness and publicity	1.11
5	Hazardous Waste Management	2242.71
6	O & M of Organic waste Convertor	0
7	Environmental Audit	7.71
8	Returns, fees for Award & CTO	32.43
9	Pollution control measure	310.39
	Grand Total	2861.92

**HINDUSTAN ZINC LIMITED
DARIBA SMELTER COMPLEX**

**Funds earmarked towards environmental control measures.
(2025-26)**

Sr. No.	Description	Total amount
		(Rs. in lakhs)
1	Green Belt Development, Maintenance of old plantation & landscaping	301.60
2	Environment Monitoring	167.80
3	Storm water ponds operation and maintenance & Monsoon management	97.60
4	Environmental training, awareness and publicity	3.5
5	Hazardous Waste Management	2634.40
6	O & M of Organic waste Converter	0.00
7	Environmental Audit & IMS	15.0
8	Returns, fees for Award & CTO	107.00
9	Pollution control measure	600.00
	Grand Total	3926.9

