



HINDUSTAN ZINC
Zinc & Silver of India

HINDUSTAN ZINC LIMITED

World's Largest Integrated Zinc Producer
Amongst Top 10 Silver Producers Globally

INVESTOR PRESENTATION
MAY 2026



Cautionary Statement and Disclaimer

The views expressed here may contain information derived from publicly available sources that have not been independently verified.

No representation or warranty is made as to the accuracy, completeness, reasonableness, or reliability of this information. Any forward-looking information in this presentation including, without limitation, any tables, charts and/or graphs, has been prepared on the basis of a number of assumptions which may prove to be incorrect. This presentation should not be relied upon as a recommendation or forecast by Hindustan Zinc Limited. Past performance of Hindustan Zinc cannot be relied upon as a guide to future performance.

This presentation contains 'forward-looking statements' - that is, statements related to future, not past, events. In this context, forward-looking statements often address our expected future business and financial performance, and often contain words such as 'expects', 'anticipates', 'intends', 'plans', 'believes', 'seeks', or 'will'. Forward-looking statements by their nature address matters that are, to different degrees, uncertain. For us, uncertainties arise from the behaviour of financial and metals markets including the London Metal Exchange, fluctuations in interest and or exchange rates and metal prices; from future integration of

acquired businesses; and from numerous other matters of national, regional and global scale, including those of environmental, climatic, natural, political, economic, business, competitive or regulatory nature. These uncertainties may cause our actual future results to be materially different than those expressed in our forward-looking statements. We do not undertake to update our forward-looking statements. We caution you that reliance on any forward-looking statement involves risk and uncertainties, and that, although we believe that the assumption on which our forward-looking statements are based are reasonable, any of those assumptions could prove to be inaccurate and, as a result, the forward-looking statement based on those assumptions could be materially incorrect.

This presentation is not intended, and does not, constitute or form part of any offer, invitation or the solicitation of an offer to purchase, otherwise acquire, subscribe for, sell or otherwise dispose of, any securities in Hindustan Zinc or undertakings or any other invitation or inducement to engage in investment activities, nor shall this presentation (or any part of it) nor the fact of its distribution form the basis of, or be relied on in connection with, any contract or investment decision.

Presentation Outline

04

Hindustan Zinc's Distinct Competitive Advantage

13

Financial Performance

15

Hindustan Zinc's Vision, Mission & Growth Narrative

17

Growth Project Update

22

ESG Overview

27

Executive Leadership Team

28

Key Takeaways

29

Group Structure of Hindustan Zinc

30

Our Reporting Suite

31

Then & Now

Hindustan Zinc's Distinctive Competitive Advantage



 Total R&R
468.6 Mt



 Ore production
16.61 Mt



 Metal capacity
1.144 Mt



 Total captive capacity
653.80 MW



Smelting Capacity

Zinc Smelting
934,000 TPA

Lead Smelting
210,000 TPA

Silver Refining
800 TPA

Irreplaceable Tier-1 Asset Base with Leading presence in India

World's largest underground mine

Rampura Agucha Mine

Reserves : 45.1 Mt
 Resources : 17.7 Mt
 Reserve Grade : Zn 9.6%, Pb 1.5%
 FY26 Ore Production : 5.01 Mtpa

Sindesar Khurd Mine

Reserves : 35.2 Mt
 Resources : 54.7 Mt
 Reserve Grade : Zn 3.1%, Pb 1.8%
 FY26 Ore Production : 5.31 Mtpa

Rajpura Dariba Mine

Reserves : 65.9 Mt
 Resources : 29.9 Mt
 Reserve Grade : Zn 5.0%, Pb 1.7%
 FY26 Ore Production : 1.03 Mtpa

Zawar Mining Complex

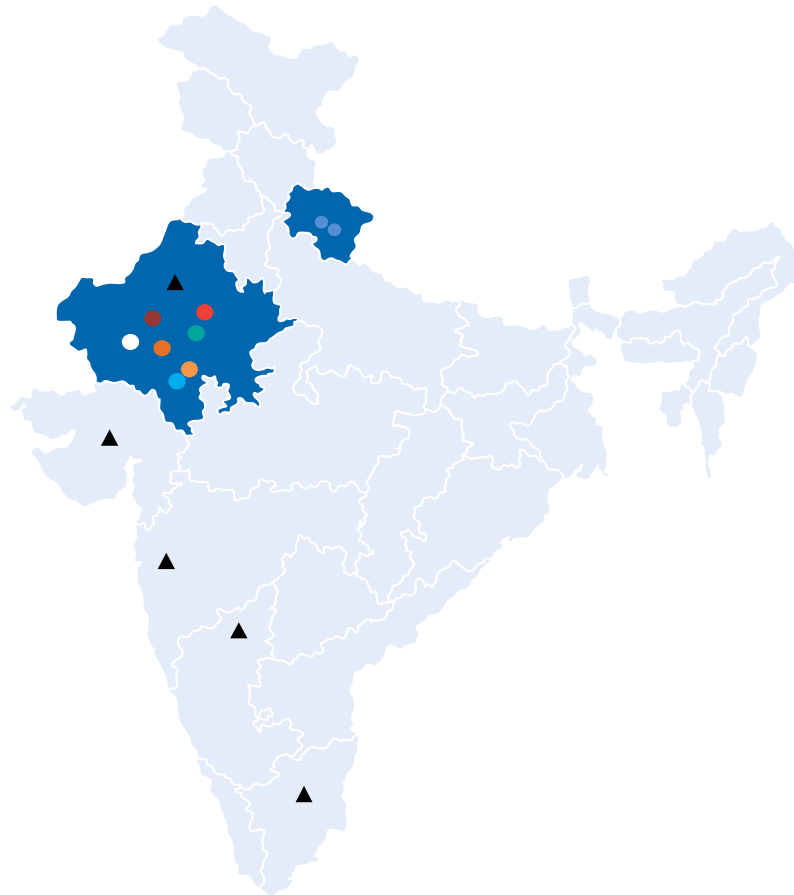
Reserves : 62.7 Mt
 Resources : 103.7 Mt
 Reserve Grade : Zn 2.5%, Pb 1.2%
 FY26 Ore Production : 4.37 Mtpa
 Captive power plant : 90.0 MW

Kayad Mine

Reserves : 1.8 Mt
 Resources : 9.9 Mt
 Reserve Grade : Zn 5.1%, Pb 0.7%
 FY256Ore Production : 0.72 Mtpa

Bamnia Kalan Mine

Reserves : 8.4 Mt
 Resources : 33.7 Mt
 Reserve Grade : Zn 2.8%, Pb 0.9%



Chanderiya Smelting Complex

Pyrometallurgical Lead Zinc Smelter: 105,000 tpa Zinc and 90,000 tpa Lead
 Hydrometallurgical Zinc Smelter: 489,500 tpa Zinc
 Captive power plant 290.0 MW

Dariba Smelting Complex

Hydrometallurgical Zinc Smelter: 250,000 tpa Zinc
 Lead Smelter: 120,000 tpa Lead
 Captive power plant 170.0 MW

Zinc Smelter Debari

Hydrometallurgical Zinc Smelter: 89,500 tpa Zinc

Pantnagar (100% RE grid power)

Processing & Refining of Zinc, Lead & Silver

Total Captive Thermal Power Capacity

550.MW

▲ **Wind Power** Generation Capacity of around 273.5 MW

Solar Power Capacity of around 40.70 MW

WHRB Power Capacity of 63.10 MW



About Six Decades of Expertise in Mining and Smelting Integrated Operations

2016

- HZL shared a Special dividend of 1200% with its shareholders
- The largest single dividend in India's private sector

2018

- RAM - complete transition from OC to UG
- HZL, only private sector Indian Co. to feature in London Bullion Market Association list

2024

- Ranked #1 in S&P Global Corporate Sustainability Assessment (CSA) 2023
- Commissioned India's first Fumer facility, alloy plant and Rajpura Dariba Mill
- Incorporated 'Hindmetal Exploration Services Private Limited'

2025

- Record metal production
- World's largest integrated zinc producer
- Among top 5 producers of silver globally
- Launched Asia's first low carbon 'green' zinc
- Ranked #1 in S&P Global Corporate Sustainability Assessment (CSA) 2024
- Included in Nifty 100 and Nifty next 50 w.e.f. Sep'2025

2012

- 2012: New silver refinery at Pantnagar with capacity of 500 MT commissioned
- 2013: Commercial production commenced at Rampura Agucha Underground Mine and Kayad Mine

2010

- Rajpura Dariba Hydro - III zinc smelter commissioned with production capacity of 0.2 million MTPA

2009

- HZL became the 2nd largest integrated zinc producer in the world

2007

- Sindesar Khurd Mine commissioned with production capacity of 0.3 million MTPA
- Hydro II commissioned

2005

- Hydro I commissioned
- HZL became the 3rd largest integrated zinc producer in the world

1966

- Foundation of Debari Smelter laid

1978

- Vizag Smelter commissioned
- Balaria Mine at Zawar commissioned
- 1979: Discovery of Rampura Agucha, currently the largest Underground zinc mine in the world

1984

- Rajpura Dariba Mine commissioned

1989

- Chanderiya Smelter inaugurated
- Rampura Agucha production commenced

2002

- Sterlite Group (now known as Vedanta Ltd.) acquired 26% equity stake in HZL



2026

- World's largest integrated zinc producer
- Among top 10 producers of silver globally
- Ranked #1 in S&P Global Corporate Sustainability Assessment (CSA) 2025
- First Indian Company to join the prestigious International Council of Mining & Metals (ICMM)
- Record Financial Performance
- Record R&R

Note: the above timeline is based on financial year
UG: Underground; OC: Open Cast; RAM: Rampura Agucha Mine



HINDUSTAN ZINC
Zinc & Silver of India



Invested in Metals Of Future | Enabling the Energy Transition needs

Rising deployment of clean energy technologies is set to supercharge demand for critical minerals

Zinc building a greener future



Zinc plays a critical role in solar and wind power, as it protects and prevents from rust



Zinc's inherent sustainability brings value across market sectors including automotive, consumer products, energy, food security and infrastructure



Zinc batteries are the future of energy storage:

- Capable of long cycle life and long duration storage
- Wide operating temperature and require minimal upkeep
- Lowest cost per kilowatt hour
- Non-toxic making it environmentally friendly
- Sustainable, can be recycled

Silver's crucial role in achieving the net zero world



Silver plays a dual role as an industrial metal and a financial asset. It is critical due to its unique properties, making substitution nearly impossible



Silver's unmatched conductive and reflective properties are in unprecedented demand, especially in sectors of reducing carbon footprints



Silver's high conductivity makes it highly effective for solar energy industry. As we move to low-carbon economy, we will need more silver



It is used nearly in every electronic system from telecommunications, infrastructures to electric vehicles

Hindustan Zinc's Leadership Position in India

Well Positioned to Capitalize on the Country's Strong Growth Trajectory

India's only
integrated
producer of Zinc
and Lead

India's only
primary Zinc
Alloy
producer

India's only
integrated
and listed Silver
company

c.74%
expected
domestic primary
zinc market share
with a consistent
c.54% EBITDA
margin

Consistently
rated AAA by
CRISIL Ratings
Limited

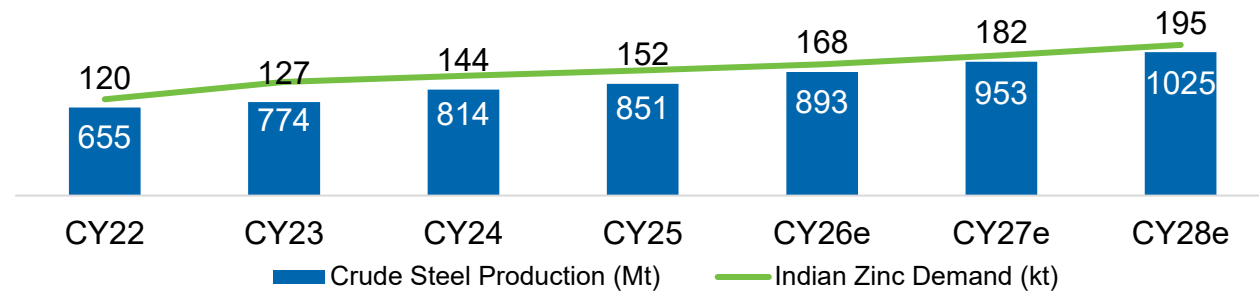
Contribution to Exchequer in FY26 of around ₹ 19,000 crores

Contribution to Rajasthan Exchequer in FY26 of over ₹ 6,000 crores (including mining royalties)

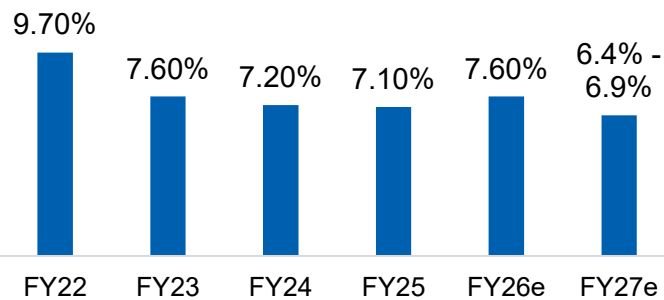
Well placed to harness India's Growth Momentum

Market leader in India's primary zinc market

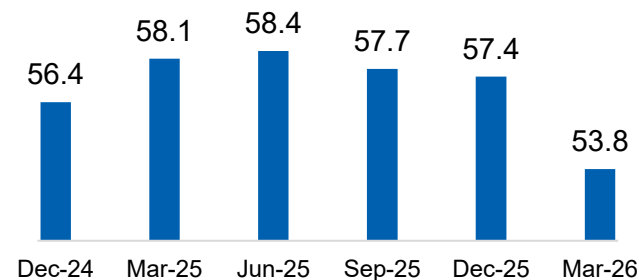
Indian Steel Production and Zinc Demand



India's GDP Growth



India's Manufacturing PMI



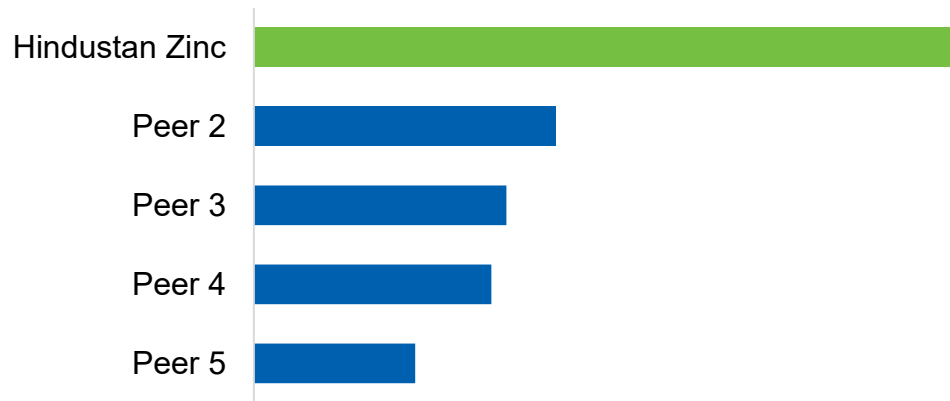
Zinc Demand Outlook

- Strengthening domestic zinc demand on back of consistently growing domestic steel production, which will grow further to 300 Mtpa by 2030
- India's economic outlook remains strong, with the manufacturing PMI consistently reflecting sectoral expansion, supported by upbeat consumer sentiment & robust demand
- Global energy transition accelerates zinc demand structurally



Hindustan Zinc's Unique Positioning Globally

World's Largest Integrated Zinc Producer



World's 2nd Largest Zinc & Lead Metal Reserves & Resources with 25+ years of mine life



Ranked 1st in Metals & Mining sector in S&P Global CSA 2025 for the 3rd consecutive year




Asia's first low carbon 'green' zinc producer

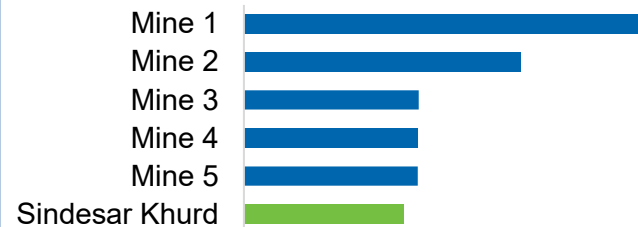


1st Indian Company to join the prestigious International Council of Mining & Metals (ICMM)

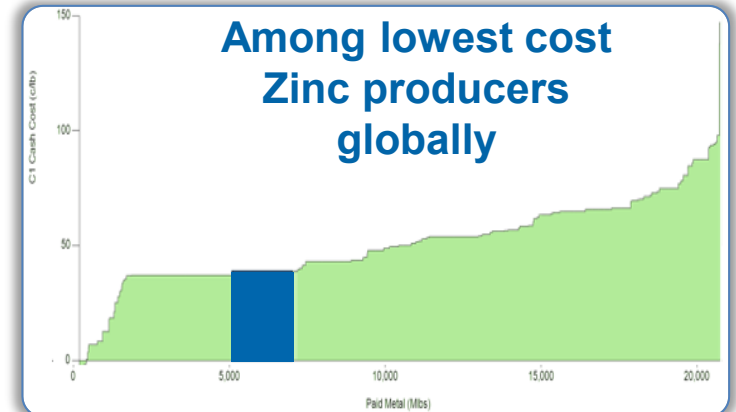
World's Largest Zinc Mine at Rampura Agucha



Among Top 10 Silver producing mines



Among lowest cost Zinc producers globally



2nd Highest Zinc and Lead R&R Base Globally

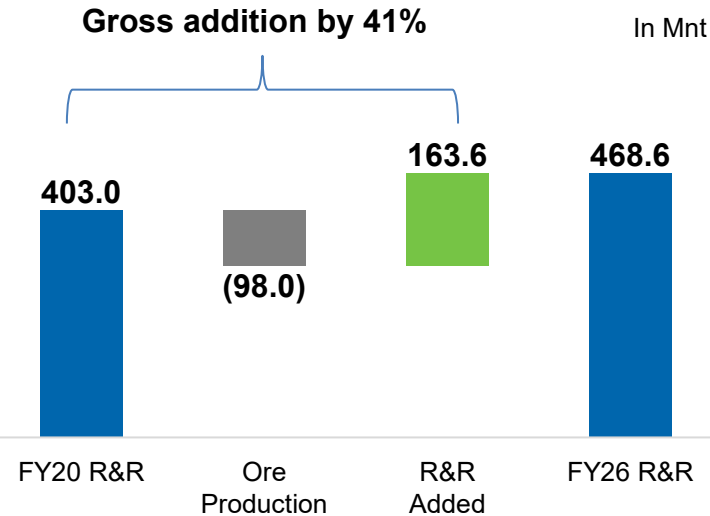
Focused exploration to expand our reserves and resources base to support our future growth

- Achieved **record ore R&R** of 468.6 Mnt
- Metal R&R of 29.2 Mnt and Silver R&R of 24.2 kt

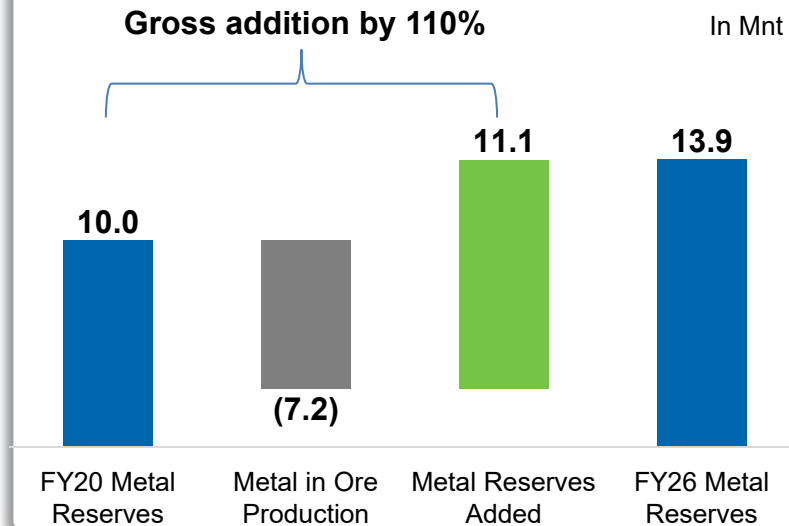
- Record metal reserves*** of 13.9 Mnt
- Highest ever Silver reserves** of 10.9 kt

- Disciplined exploration ensuring:**
 - ✓ Addition of more R&R than depletion
 - ✓ Higher conversion of resources to reserves
 - ✓ Maintaining **mine life of 25+ years**

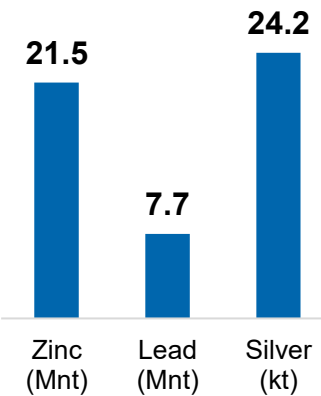
Addition of more R&R than Depletion



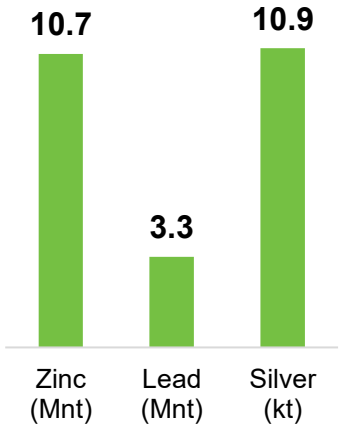
Addition of more Reserves than Depletion



Metal R&R



Metal Reserves



Among World's Top 10 & India's Only Primary Silver Producer

Hindustan Zinc is uniquely positioned to benefit from the silver price rally with silver surging to an **all-time high of c.\$118/toz** during the year



Growth

Silver production grew over 20x in last 2 decades

As silver shines globally, HZL is uniquely positioned to capture the upcycle



Precious Metal Contribution

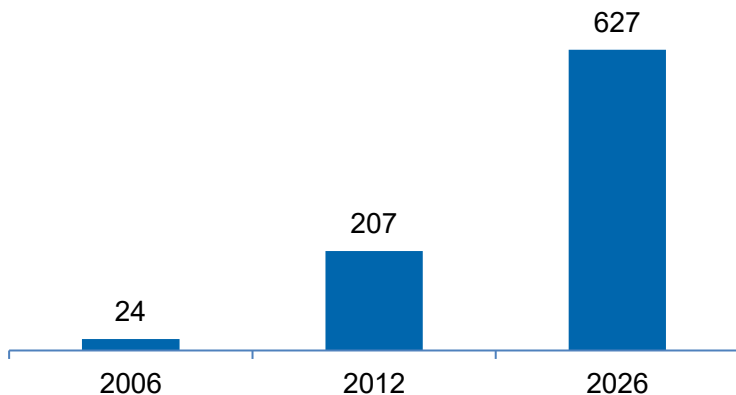
Silver contributed significantly to 45% to the profitability and growing stronger



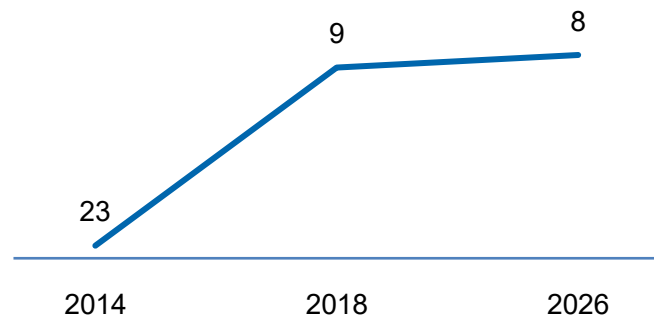
Silver Wave

Significant value unlock potential exists, as the current rally's impact is yet to be fully reflected

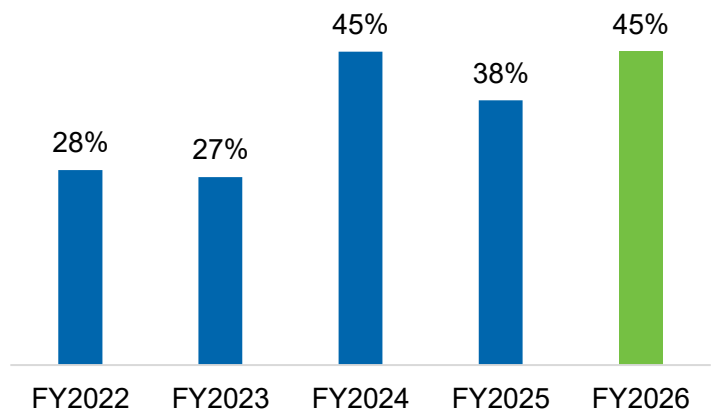
Silver Production (MT)



World Silver Survey - HZL's Ranking



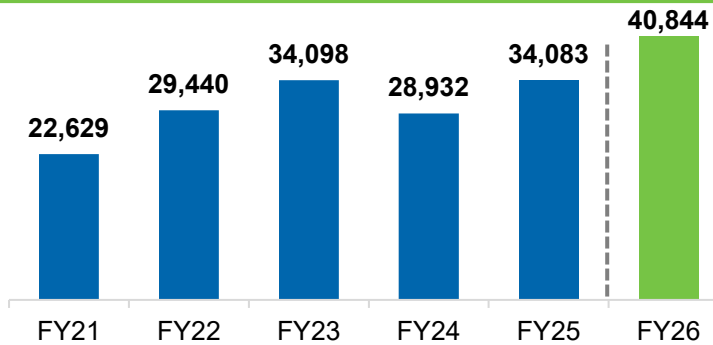
Precious Metal Continues to Contribute Significantly to Profitability



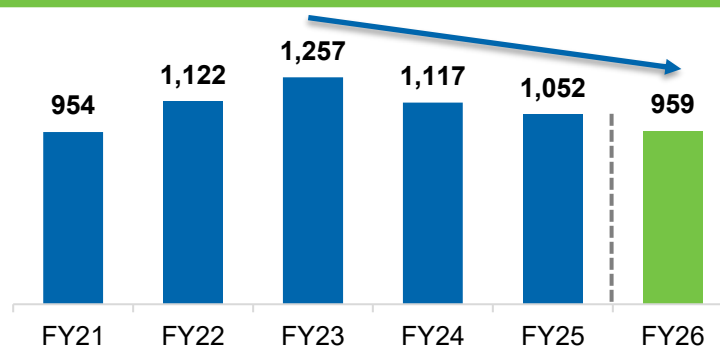
Resilient Business Model Delivers Robust Profitability

Consistent Delivery Backed by Operational Excellence, Technological Advancements and Cost Optimization

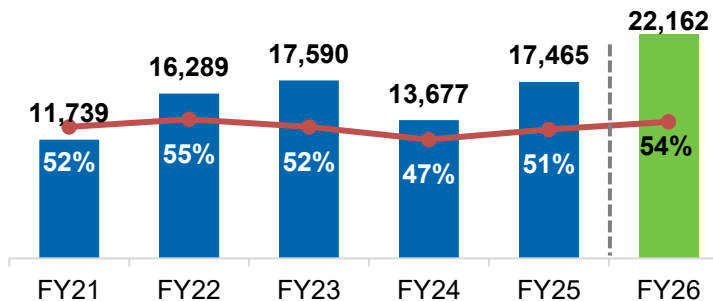
Revenue (₹ Cr)



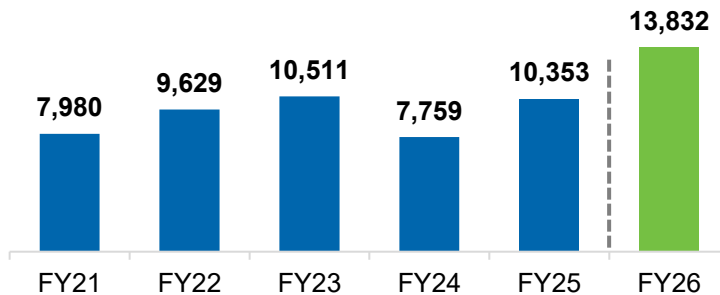
Zinc COP ex Royalty (\$/T)



EBITDA (₹ Cr) | EBITDA margin %



Net Profit (₹ Cr)



Key Highlights

- **Record Financial performance underpinned** by low-cost asset base, amongst lowest zinc cost producer globally
- **5-year lowest zinc cost of production** ex royalty of \$959/T in FY26, better 9% YoY
- **Enabling Factors:** higher ore production, Better grade, higher domestic coal usage, increased renewable energy usage, better byproduct realisations and automation and digitalization
- **Among Top 5 wealth creators in Nifty Metal and Top 40 in Nifty 100 index**



Strong Shareholder Value Creation since Disinvestment

Hindustan Zinc is among the top Indian metal companies with **superior total shareholder returns**

Total Shareholder Returns per Share

Capital
Appreciation
₹501.59

Dividend
per share
₹285.55

Total
Returns
₹787.14

- Total shareholder returns of over **1,400x**
- Compounded Annual Growth Rate of Share Price **c.33%**

Total shareholder returns of c.40% in CY2025



Among Top 5 in Nifty Metal & Top 40 in Nifty 100 Indices

Based on market capitalization of ₹212k Cr[^]



Included in F&O Segment

On National Stock Exchange w.e.f. 28th Mar'25



Included in Nifty 100 & Nifty Next 50 Indices

On National Stock Exchange w.e.f. 30th Sep'25



Included in all Nifty ESG Indices

On National Stock Exchange w.e.f. 31st Dec'25



Contribution towards Exchequer

Over ₹205k Cr since disinvestment

Hindustan Zinc's Vision, Mission & Growth Narrative

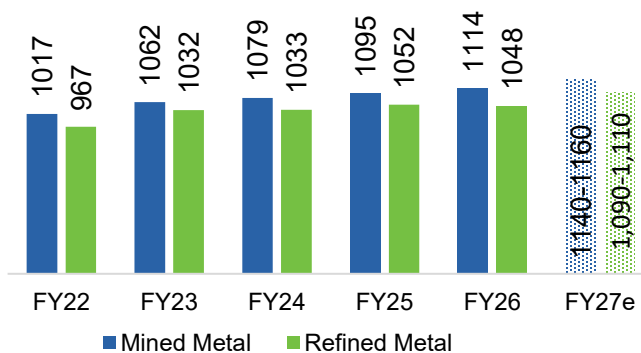
Vision to be the world's largest and most admired Zinc, Lead & Silver Company

01

Capacity Expansion

- 160 Ktpa Roaster at Debari commissioned
- Smelter debottlenecking by 21 Ktpa completed
- Board-approved phase-1 of 2x growth projects are underway:
 - 250 ktpa integrated metal capacity expansion
 - India's 1st 10 Mtpa zinc tailings reprocessing plant

Mined and Refined Metal Production (ktpa)

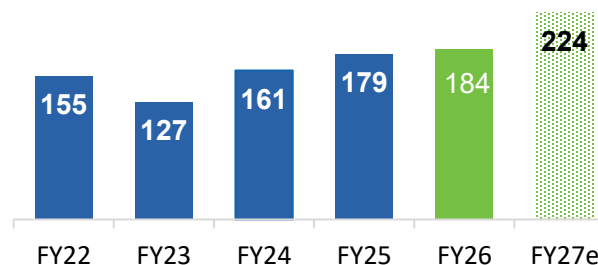


02

Expanding VAP Portfolio

- Ramp up of 30 kt Alloy plant to full capacity
- Forward integration through 510 Ktpa Fertilizer plant at Chanderiya by 2QFY27
- Innovation of new products in lead alloys
- Increased penetration of zinc alloys
- Target increase to around 50% by FY2030, focus on HZDA, CGG, ZAM, zinc dust, EPG

Value Added Product Portfolio (ktpa)

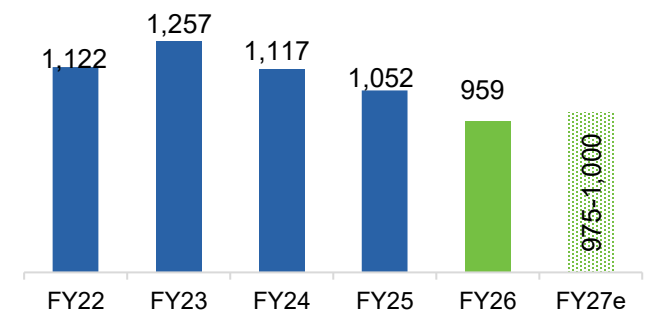


03

Cost Optimization

- Efficient ore hauling, higher volume and grades besides higher productivity through ongoing efforts in automation and digitalization
- 530 MW RE power at a fixed rate for 25 years, providing better cost visibility and predictability
- RE usage of c.18% in FY26, target 70% by FY28 end

Zinc Cost of Production ex Royalty (\$/t)



Hindustan Zinc's Vision, Mission & Growth Narrative

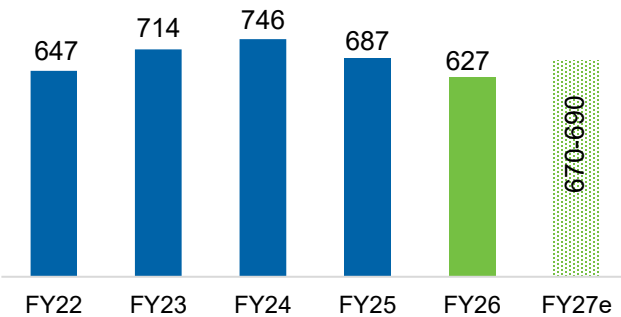
Mission to enhance stakeholder value, be the lowest cost producer & maintain market leadership

04

Strengthening Precious Metal Portfolio

- Installed Fumer plant at Chanderiya for extracting silver from waste
- Implementing a new innovative technology of hot acid leaching for recovery of silver from Jarosite, expected commissioning by 2QFY27
- Silver contribution of 45% to profitability, significant value unlock potential

Refined Silver Production (MTPA)


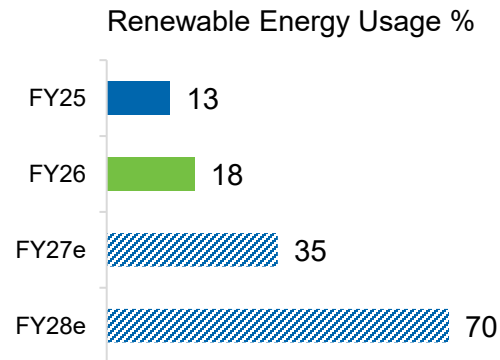


05

Sustainable Future

- USD 1 Bn investment towards climate change
- RE power will reduce the carbon emission from 5.5 MtCO₂e to 1.7 MtCO₂e per annum
- Foraying into zinc-based batteries to provide sustainable alternative to prominent chemistries
- Advancing in circular economy through various waste to wealth initiatives
- ICMM Membership strengthening the sustainability journey through global collaboration

530 MW Green power additions



Moving Towards 2x Growth | Long Term Value Creation

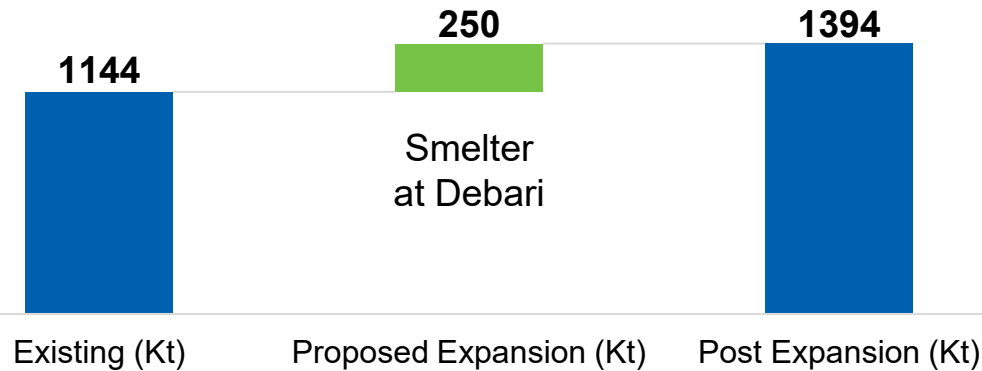
Expansion Area	UOM	Existing Capacity	Board Approval (Phase I)	Capacity Post Phase I Expansion	Proposed Plan for 2x Growth
Mining & Milling Capacity					
Rampura Agucha & Kayad	Mtpa	6.5	1.3	7.8	8.0
Sindesar Khurd		6.5		6.5	8.0
Rajpura Dariba		1.1	2.5	3.6	6.0
Bamnia Kalan		-	-	-	5.0
Zawar		5.2	0.8	6.0	8.0
Total Ore Production Capacity	Mtpa	19.3	4.6	23.9	35.0
Smelting Capacity					
Zinc	Ktpa	934	250 (at Debari)	1,184	1590
Lead		210		210	410
Total Smelting Capacity	Ktpa	1,144	250	1,394	2000
Silver Refining Capacity	TPA	800	30	830	1500



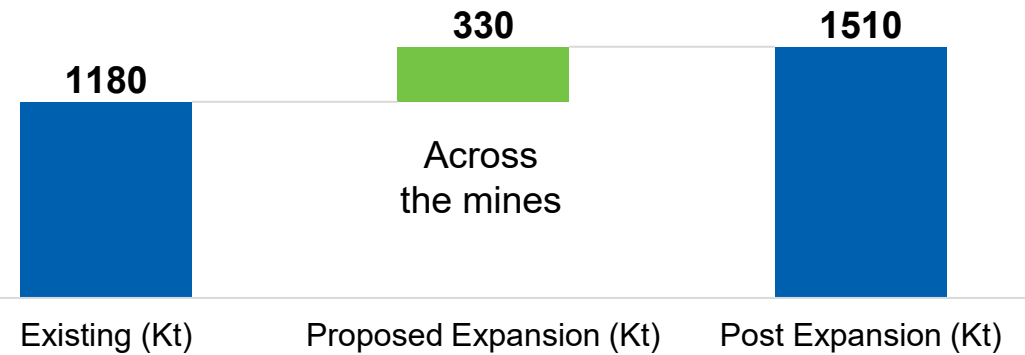
2x Growth | 250 Ktpa Integrated Metal Expansion

Board has approved First Step Towards 2x Capacity Growth to Capture the Stronger Demand Outlook in India

Refined Metal Capacity Expansion



Mined Metal Capacity Expansion



Project Timeline

Expected Completion by 2QFY29



Project Cost

Overall project cost of c. ₹ 12,000 crores

Status Update

- Site mobilization and detailed engineering in progress
- Mining partner deployment at site is underway

2x Growth | India's First Zinc Tailings Reprocessing Plant

Transforming waste into valuable resources while contributing significantly to circular economy

Tailing Reprocessing Plant

Existing Tailing Storage

Final Output

Feed Capacity

10 Mnt

Investment

₹ 3,823 Cr

Completion

Expected by 4QFY28

Status Update

- Detailed engineering completed, major orders have been placed
- Activities started at site

Key Expat Hirings for Project Execution



Jacobus van Staden

Technical Director – Hydro Mining, Recycling Project

Seasoned hydro mining and tailings specialist with 20+ years of global experience



Peter Waterhouse

Technical Director – Tailing Recycling Project

Metallurgist with 25+ years of metal & mineral processing experience in top Australian firms



Peter Jenner

Head – Tailing Management

30+ years in metals & mining with expertise in tailings management, geotechnical governance, and GISTM implementation

Growth Projects Update

01

Exploration Activities towards 2x Growth

- Target increase in metal reserves: **13.9 Mnt to 30 Mnt, primarily through Zawar and Rajpura Dariba clusters**
- Target mine life: **25+ yrs**
- Total approved investment: **₹ 1,100 crore**
- **Technical and drilling partners are locked in for Rajpura Dariba and Zawar**

02

Hot Acid Leaching Plant

- Implementing an innovative technology for recovery of 27 MTPA silver and 6 ktpa lead from the smelting waste at Dariba
- **Expected to be completed by 2QFY27**

03

510 Ktpa Fertilizer Plant

- Fertilizer Plant at Chanderiya aims to support farmers' needs through production and sale of DAP fertilizers currently being imported
- Fetches right margins and contributes to environment circuitously through better utilization of Sulphuric acid
- **Expected commissioning by 2QFY27**

Foray into Critical Minerals & India's Critical Mineral Mission

- Central government **plans to auction 24 critical minerals** - Lithium, Cobalt, Tungsten, REEs, Potash, etc., aiming for clean energy, electronics, EV, and defence sector support
- This enables **reduction in India's dependence on imports** and contributes to sustainable development
- Hindustan Zinc is poised for leadership in India's strategic mineral ecosystem** through diversification into critical minerals and investment in systematic exploration & processing technologies, in alignment with national goals of resource security and sustainability

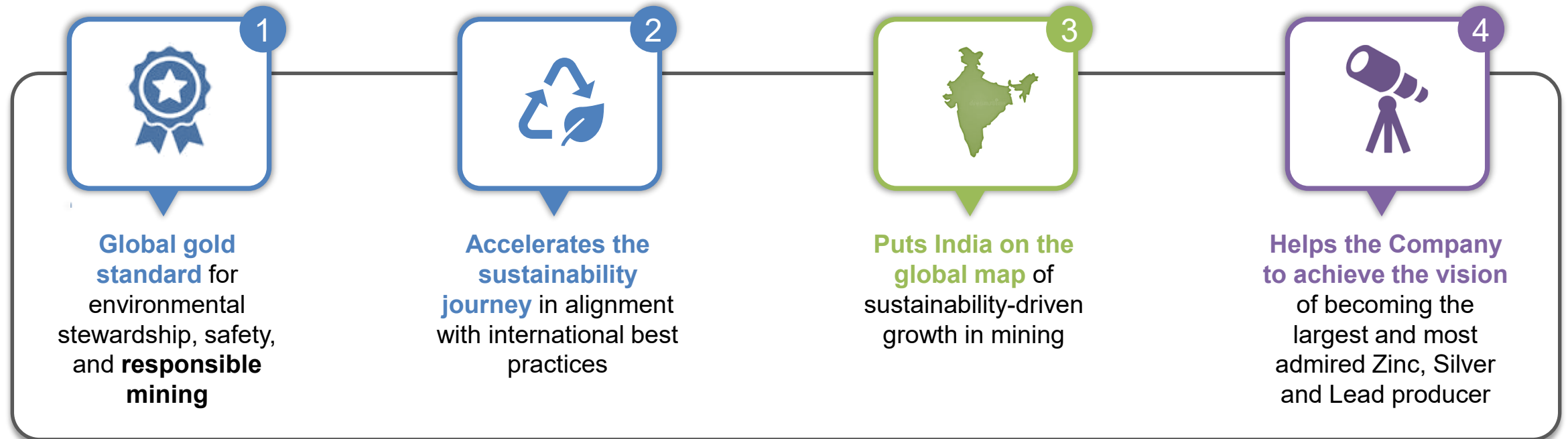


RARE-EARTH ELEMENTS					
58 Ce Cerium	66 Dy Dysprosium	68 Er Erbium	63 Eu Europium	64 Gd Gadolinium	67 Ho Holmium
57 La Lanthanum	71 Lu Lutetium	60 Nd Neodymium	59 Pr Praseodymium	61 Pm Promethium	62 Sm Samarium
21 Sc Scandium	65 Tb Terbium	69 Tm Thulium	70 Yb Ytterbium	39 Y Yttrium	

Block Name (CL)	Location	Mineral	Uses	Block Size	Total Existing Resources	Status update	Exploration timeline	Mining timeline
Balepalyam	Andhra Pradesh	Tungsten	Hard metals, electronics, defense equipment	308.3 ha	0.07 Mnt	Composite license received, Exploration started in Q4FY26	Sep'28	Sep'30
Jhandawali-Satipura	Rajasthan	Potash	Fertilizers (improves crop yield and soil health)	1,841.2 ha	18.07 Mnt	LOI received of successful bidder	Dec'28	Apr'30
Nawatola-Laband	Uttar Pradesh	REE's	EV motors, wind turbines, electronics	201.0 ha	0.182 Mnt	LOI received	Dec'28	Jun'30

Hindustan Zinc is now an ICMM member

First Indian Company to join **International Council on Mining and Metals (ICMM)**, a global industry body that brings together leading mining & metals companies and associations to improve sustainable development performance in the sector



Hindustan Zinc is now part of the exclusive global league of 26 companies recognized for excellence in **responsible mining**

Hindustan Zinc ranks 1st out of 235 Companies in ESG

Ranked 1st in S&P Global Corporate Sustainability Assessment (CSA) 2025 for the 3rd consecutive year on November 5, 2025, in the Metals & Mining sector, reflecting exceptional ESG performance, transparent governance, and responsible growth practices



3rd Consecutive Year

Of ranking 1st in metals & mining sector, outperforming our own benchmarks and other global peers



Highest CSA Score in Last 5 Years

By any metals & mining company globally (Hindustan Zinc scored 90/100)



Achieved Highest Scores

In key parameters such as climate strategy, community relations, waste & pollutants

Sustainability Goals 2030

Climate Change & Decarbonization



2030 Targets

- Reduction of emissions:
 - Scope 1 and 2 by 50%
 - Scope 3 by 25%
 - Net Zero by 2050 or sooner

Key Actions in FY26

- 18% renewable energy share, including 530 MW round-the-clock renewable energy PDA
- Introduced 180 LNG & 52 Electric Vehicles for inter-unit transport
- Contract signed for 41 EV buses for employee commute

Circular Economy & Material Stewardship



2030 Targets

- Achieve near to Zero waste (>90%) to landfill for all smelting process waste

Key Actions in FY26

- Ramping up of Fumer plant at Chanderiya
- c.654 Kt Jarofix and Jarosite utilization in road & cement industry
- India's first 10 Mtpa tailing reprocessing plant under progress
- UG waste dumping in RAM

Water Stewardship



2030 Targets

- 50% reduction in freshwater consumption in operations
- Secure 100% low quality water for smelting operation

Key Actions in FY26

- Dry tailing plants at Zawar Mine & Rajpura Dariba Complex
- 4 MLD water treatment plants at Zawar & Rampura Agucha Mines
- 8.7 billion liters rainwater harvesting project at Rampura Agucha Mine

Biodiversity Conservation



2030 Targets

- Halt and reverse biodiversity loss
- Achieve no net loss at all mine sites by closure

Key Actions in FY26

- Conducted IBAT mapping, ecosystem review, and 4-season biodiversity assessment across sites. BMP received for all units
- Miyawaki afforestation at Debari, Dariba, Chanderiya, and Kayad
- 22-hectare green capping of Jarofix yard at Chanderiya



Sustainability Goals 2030

Ensuring Zero Harm



2030 Targets

- **Zero Fatality** and **100% elimination** of high consequence work injuries

Key Actions in FY26

- Launched CRM-centric **safety management system**
- **S.A.F.E Leadership Coaching** of 43 leaders and 1*1 coaching session for 10 leaders
- Conducted **Safety Pauses** – Right to Refuse Unsafe Work
- **5 critical risks** launched in FY26
- **Pilot project of CAS at SKM** on 30 equipment and 100 personnel

Diversity & Inclusion



2030 Targets

- **Increase gender diversity to 30%**, with a strong focus on decision making-roles

Key Actions in FY26

- Launched **ZINCLUSION** program for diversity beyond gender, **43 in workforce**.
- Workshop for core members / trainers of **Internal Complaints Committee**
- Expanding **campus hiring** from STEM & mining institutes
- Launched **Inclusive Language Guide**

Responsible Sourcing



2030 Targets

- **100% active supplier evaluation** on ESG and risk management
- **25% procurement from local partners**

Key Actions in FY26

- Partnership with Greenline for **EV bulkers & LNG vehicles**
- ESG assessment & trainings for business partners
- Increased **local procurement**
- Launched **Vendor Grievance Portal** - Sahyog

Social Performance



2030 Targets

- Management plans basis **SHRIA**
- Impact 0.5 million lives through **economic enhancement**
- **Employability for 30k** with skilling & entrepreneurial opportunities

Key Actions in FY26

- Promote collective & individual microenterprises
- **1st all-women operated petrol pump** in Rajasthan by Sakhi Didis
- **5 farmer producer organizations** have 9,100+ shareholders with ₹ 100+ lakhs of share capital



Empowering Communities, Changing Lives

c.2.6 million
Lives Benefitted

4,000+
Villages Covered


38 districts
Across 3 states

7
Verticals



Education

6 Initiatives
3,37,000+ Beneficiaries




Health, Water & Sanitation

6 Initiatives
3,20,000+ Beneficiaries



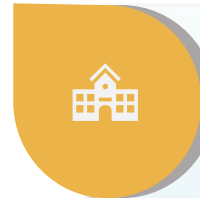
Sustainable Livelihood

4 Initiatives
36,300+ Beneficiaries




Sports & Culture

17 Initiatives
8,32,000+ Beneficiaries




Community Asset Creation

4 Initiatives
1,63,800+ Beneficiaries



Women Empowerment

2 Initiatives
2,93,000+ Beneficiaries



Environment & Safety

5 Initiatives
6,13,600+ Beneficiaries



9,274 Nand Ghars

Almost doubled from **4,681** during the year in Rajasthan

Executive Leadership Team



Arun Misra

Chief Executive Officer

Ex-Chairman of International Zinc Association (IZA) and Ex-Chairman of Confederation of Indian industry (CII), Rajasthan



Pradeep Singh

Chief HSE Officer

24+ years of experience in Occupational Health & Safety, Environment and Sustainability Management across sectors



Kishore S

Chief Operating Officer

Over 26 years of experience in mining industry with expertise in mine operations, mine management & strategic planning



Sandeep Modi

Chief Financial Officer

Financial expert with 20+ years of vast experience in metals, mining and power industry



Munish Vasudeva

Chief Human Resource Officer

Subject matter expert with diversified experience in large multinationals



Leeladhar Patidar

Chief Executive Officer, IBU - Smelting

21+ years of proven track record in operational excellence, ESG stewardship, and large-scale project execution



Kavita Bhardwaj

Deputy CEO – HESPL

Multicommodity Mineral industry experience in Greenfield, Brownfield exploration, overseas projects and fertilizer



Mubarik Khan

Chief Commercial Officer

Techno-commercial leader with c.30 years of industry experience in the cement and metal sectors, holding multiple roles at Vedanta



Ankur Maroo

Chief Marketing Officer*


15+ years of diverse experience within Group, spanning multi-metal operations, cross-functional leadership & multi-locational roles



Anupam Nidhi

Head CSR – HZL

Diverse experience in the CSR and sustainability



Neeraj Kumar

Director - Project

24+ years of experience in techno-commercial & project conceptualization

c.60%
Homegrown leaders

c.13%
Laterally hired leadership

c.50 Years
Avg. age of top 60 leaders

c.27%
Expats in leadership



Andre Santa

Technical Expert – Alloy Business

Over 14 years of experience in zinc and other metal-based alloy, Die Casting, Foundry & Quality Control.



David Finn

Technical Advisor - Geotech

Subject matter expert with 30+ yrs experience in Geotech



Peter Jenner

Head – Tailings Management

30+ years in metals & mining with expertise in tailings management, geotechnical governance, and GISTM implementation



Adelson Dias De Souza

Project Consultant - Smelters

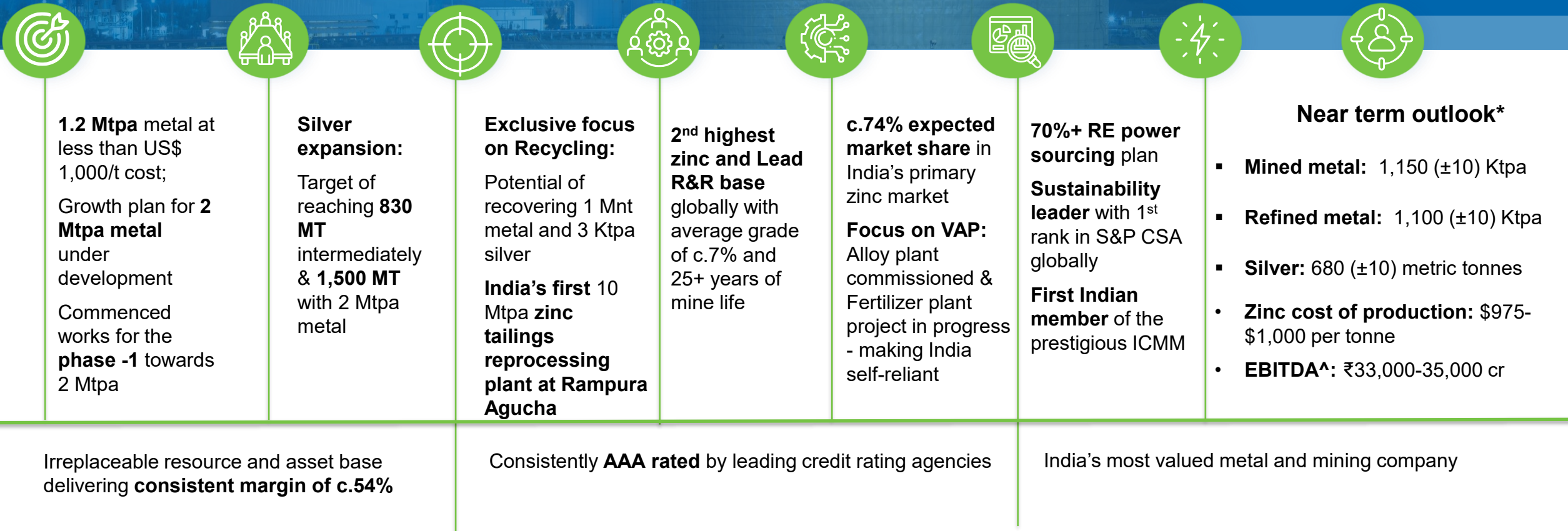
Comes with 30+ years of expertise in technology & innovation within metallurgy and non-ferrous mining

*Interim

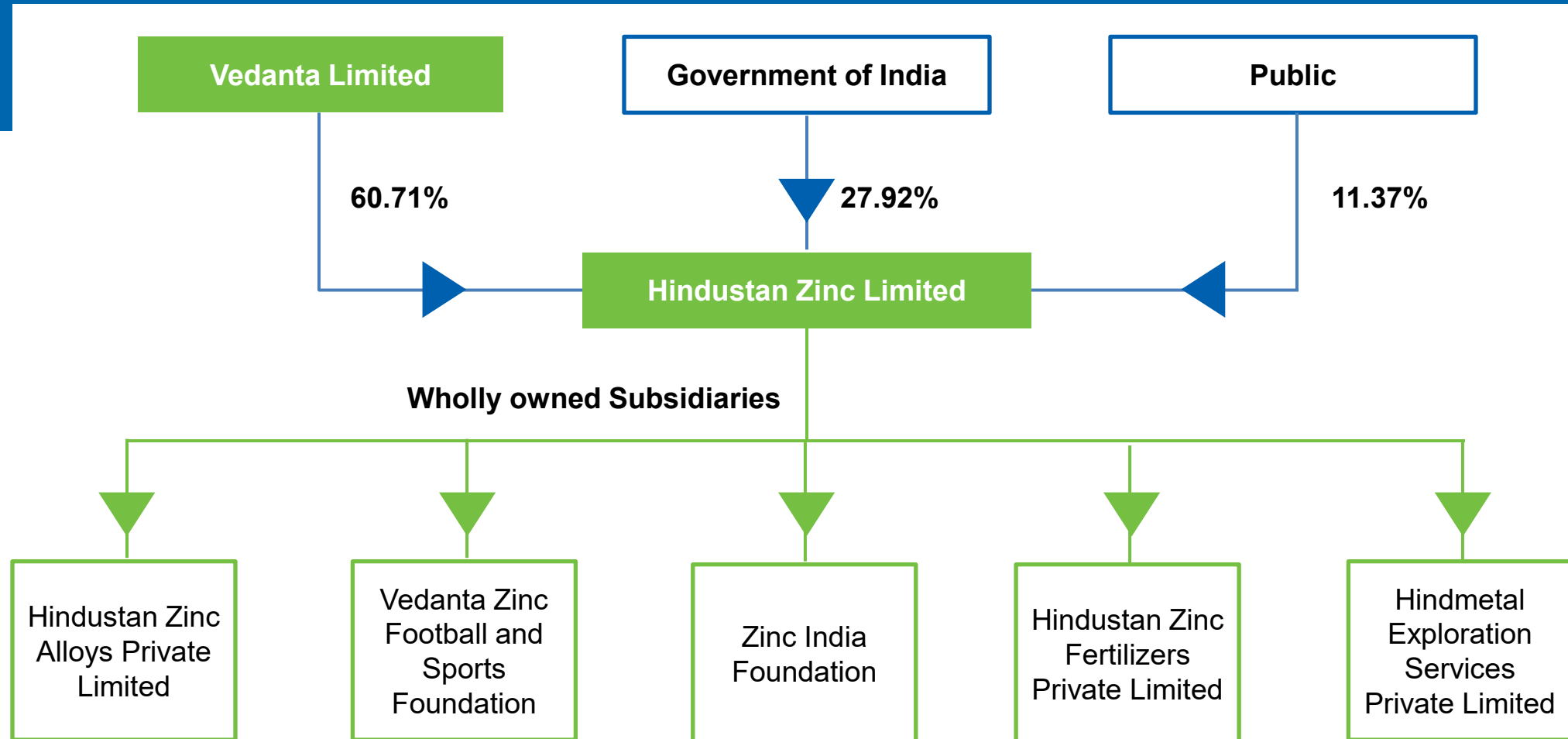
HINDUSTAN ZINC
Zinc & Silver of India




Key Takeaways



Group Structure of Hindustan Zinc Limited



Our Reporting Suite




[Integrated Annual Report 2024-25](#)




[Digital Integrated Annual Report 2024-25](#)



[Sustainability Report 2024-25](#)



[Climate Action Report 2024-25](#)



[Tax Transparency Report 2024-25](#)



[TNFD Report 2024-25](#)

Then & Now

Conventional drill rig



Electric locomotive operation





Drilling by hand-held hammer



Mucking by auto loader



Manual cell house



Modern drill rig, drilling machine, LPDT, hi-tech cell house, robotic operations