

Reg. A/D

HZL/CLZS/ENV/33/2026-27

Date: 14.05.2026

To,

The Joint Director(S)/Scientist-D
Ministry of Environment Forest & Climate Change
Integrated Regional Office, A-209 & 218, Aranya Bhawan
Jhalana Institutional Area, Jaipur – 302004
Rajasthan.

Subject: - Six Monthly EC compliance report of Chanderiya Lead Zinc Smelter's Hydro smelter phase I & II, Pyro smelter, Ausmelt & Captive Power Plant (290 MW)

Reference: - Environmental Clearance Letter No. IA-J-11011/279/2006-IA-II(IND-I) Dated, 29.12.2023 & Amendment in EC Dated, 03/04/2025

Sir,

With reference to aforesaid subject and cited references, it is to inform that we are herewith submitting six-monthly compliance report for the conditions stipulated in the Environmental Clearance of Hydro smelter phase I & II, Pyro smelter, Ausmelt & Captive Power Plant (290 MW) of Chanderiya Lead Zinc Smelter for the period from 01.10.2025 to 31.03.2026 with all the enclosures and annexures.

Thank you.

Yours faithfully,

For Hindustan Zinc Limited



[Alok Ranjan]

SBU Director

Chanderiya Lead Zinc Smelter

CC:

- The Regional Officer, Rajasthan State Pollution Control Board, Near FCI Godown, Chanderiya, Chittorgarh – 312001, Rajasthan
- The Member Secretary, Rajasthan State Pollution Control Board, 4, Institutional Area, Jhalana Doongri, Jaipur – 302004, Rajasthan
- The In-Charge (Zonal Officer), Central Pollution Control Board, Vithal Market, Paryavaran Parisar, E-5, Arera Colony, Bhopal – 462016, Madhya Pradesh
- Office Copy

Hindustan Zinc Limited

Registered Office

Yashad Bhawan, Udaipur-313 004, Rajasthan, INDIA.

T- +91 294-6604000-02 | www.hzindia.com

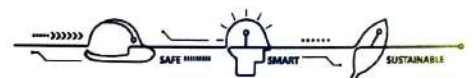
CIN: L27204RJ1966PLC001208

Chanderiya Lead Zinc Smelter

P.O. Putholi, Chittorgarh-312021

Rajasthan, INDIA

Public [16]



Enclosures: Six monthly EC compliance report with Annexure

Annexure I	Work Zone (8 Hours) Environment Monitoring Results
Annexure II	Work Zone (15 Minutes) Environment Monitoring Results
Annexure III	Stack Details
Annexure IV	Stack Monitoring Results
Annexure V	Treated Water Monitoring Results
Annexure VI	River Water Monitoring Results
Annexure VII	Piezometer Borewell Results
Annexure VIII	Acid Plant Stack Monitoring Results
Annexure IX	Continuous Ambient Air Quality (CAAQM) Results
Annexure X	Ambient Air Quality Monitoring (AAQM) Results
Annexure XI	Ambient Noise Monitoring Results
Annexure XII	Online Emission Monitoring Average Report
Annexure XIII	Online Effluent Monitoring Average Report
Annexure XIV	GHG Emission Inventory
Annexure- XV	Green Cover Assessment Report
Annexure- XVI	Environmental Policy
Annexure- XVII	EC ad in News paper
Annexure- XVIII	EC copy to local bodies
Annexure- XIX	Single Use Plastic Awareness
Annexure- XX	Mineralogical Study Report
Annexure- XXI	Soil Monitoring Report
Annexure- XXII	Amended EC of CLZS
Annexure- XXIII	Noise monitoring inside the plant report



HINDUSTAN ZINC
Zinc & Silver of India

Six Monthly Compliance Report
to
Environmental Clearance Conditions
Of



Chanderiya Lead Zinc Smelter,
M/s Hindustan Zinc Limited,
Village – Putholi, District- Chittorgarh- 312021,
Rajasthan

For the period: October-2025 to March-2026

EC Letter No. IA-J-11011/279/2006-IA-II(IND-I) dated, 29.12.2023 and
EC amendment dated, 03.04.2025

May - 2026



Introduction: -

Particulars	Details
Name of Project	Expansion within the existing Chanderiya Lead Zinc Smelter Complex
Address of the unit	M/s Chanderiya Lead Zinc Smelter, Hindustan Zinc Limited, Putholi, Dist.- Chittorgarh
Environment Clearance letter no & date	IA-J-11011/279/2006-IA-II(IND-I) dated, 29.12.2023
Status of Project	Operational

Chanderiya Lead Zinc Smelter: -

The Chanderiya Lead-Zinc Smelter (CLZS), operated by M/s Hindustan Zinc Limited at Putholi, District Chittorgarh, Rajasthan, is one of the world's largest integrated zinc-lead smelting complexes. The smelter has an installed annual metal production capacity of 830 KT, comprising 630 KT of zinc through hydrometallurgical processes, 140 KT of zinc/lead through pyrometallurgical processes, and 60 KT of lead from the Ausmelt furnace. The complex is supported by captive thermal power plants with a total capacity of 290 MW (95 MW + 95 MW + 100 MW), ensuring reliable power supply for continuous metallurgical operations.



During the financial year ending March 2026, CLZS achieved total metal production of 616 KT of Zinc and Lead. The primary products manufactured at the complex include Special High Grade (SHG) zinc, Continuous Galvanizing Grade (CGG) zinc, Prime Western (PW) zinc, and pure lead. In addition, the smelter recovers valuable byproducts such as silver, contributing to optimal resource utilization.

The smelter employs a combination of proven metallurgical technologies and modern environmental management systems aimed at minimizing emissions, conserving resources, and ensuring compliance with statutory environmental requirements. The expansion within the existing Chanderiya Lead Zinc Smelter complex has been implemented within the approved premises, without additional land acquisition, and has received Environmental Clearance vide letter no. IA-J-11011/279/2006-IA-II (IND-I) dated 29.12.2023. The project is operational and reflects Hindustan Zinc Limited's continued commitment to sustainable development, operational excellence, and environmental stewardship.

[HYDRO, PYRO, AUSMELT & 290 MW CPP]

S.No.	CONDITION	STATUS
A. SPECIFIC CONDITIONS:		
i.	This Environmental clearance is granted subject to final outcome of Hon'ble Supreme Court of India, Hon'ble High Court, Hon'ble NGT and any other Court of Law, if any, as may be applicable to this project.	Noted for compliance.
ii.	The project proponent shall comply with all the environmental protection measures and safeguards proposed in the documents submitted to the Ministry. All the recommendations made in the EIA/EMP in respect of environmental management and risk mitigation measures relating to the project shall be implemented.	Noted and complied.
iii.	The project proponent shall utilize modern technologies for capturing of carbon emitted and shall also develop carbon sink/carbon sequestration resources capable of capturing more than emitted. The implementation report shall be submitted to the IRO, MoEF&CC in this regard.	<p>CCUS Capturing of carbon emitted and storage is not relevant to its utilization in Smelter Operations.</p> <p>HZL has committed for NET ZERO by 2050. HZL is 1st metal and mining company in INDIA which has approved SBTi targets in alignment of 1.5⁰ Centigrade Scenario. We have already started the work to achieve our short-term target of "reduction in Scope 1 & Scope 2 emissions by 50% by 2030" and long term target of "Net Zero by 2050". The Smelting process is an energy intensive process and around 90% of energy mix is electricity. We have already signed the agreement for captive utilization of 450 MW RE RTC power to reduce GHG emissions. As per the current planning, the remaining GHG emissions process will be shifted on electricity or Hydrogen based on availability of technology in upcoming years. The residual GHG emission will be offset by Carbon Capture Utilization & Sequestration techniques. These techniques will be used after 2040 for residual emission only.</p> <p>Remark: Detailed carbon Management Plan along with HZL de-carbonization strategy was part of Final EIA/EMP report of CLZS EC .</p> <p>HZL Commit to comply with General \Condition (GC-VII (ii).</p>
iv.	The water requirement of 38570 KLD (existing) shall be sourced from Gosunda Dam (Fresh Water) & Proposed STP Chittorgarh/	Noted & is being complied.



	<p>Udaipur/ other proposed STP's (Recycled Water) and 500 KLD additional water for the Minor Metal Unit shall be sourced from RO permeate water from ETP. No ground water abstraction is permitted. PP shall maximize the usage of treated water.</p>	
<p>v.</p>	<p>Following additional arrangements to control fugitive dust shall be provided:</p> <ol style="list-style-type: none"> Fog / Mist Sprinklers at all conveyors point and on bulk raw material storage area (at the transfer points) like Iron Ore, Coal and for Fly Ash and similar solid waste storage areas. Proper covered vehicle shall be used while transport of materials. Wheel Washing mechanism shall be provided in entry and exit gates with complete recirculation system. 	<ol style="list-style-type: none"> To minimize fugitive emissions Zn Concentrate containing 8-10% moisture is being handled. Provision of water spraying at Zn concentrate stock yard has been provided and working satisfactorily. Dust control system has been provided at material transfer points. Mobile Vacuum dust sweeping system on industrial roads and vacuum dust cleaning system for plant area are exist at smelter to control airborne dust due to the vehicles movement. Regular road washing is being done on industrial roads. Truck & tyre washing system has been provided and working satisfactorily. All roads are cemented/concreted. Proper covered vehicles are used for the transportation of materials. pollutos are installed in the Roaster, Calcine handling & storage section, Zinc atomizing unit, Dross milling section to control fugitive emissions. <div style="text-align: center;">   </div>



Mobile Vacuum sweepers



Road washing






Tyre Washing system



Sprinkler at coal transfer point





		 <p style="text-align: center;">Water Canon at waste yard</p>
vi.	All internal road and connecting road from project site to main highway shall be developed and maintained with suitable Million Axle Standard (MSA) as per the traffic load due to proposed project as per the action plan submitted.	<p>All roads are cemented/concreted.</p>  
vii.	All stockyards shall be having impervious flooring and shall be equipped with water spray system for dust suppression. Stock yards shall also have garland drains to trap the runoff material.	All stockyards have impervious flooring and also equipped with water spray system for dust suppression. Stockyards also have garland drains to trap the runoff material.
viii.	Performance test shall be conducted on all pollution control systems every year and report shall be submitted to Regional Office of the MoEF&CC.	Complied. Performance test is being carried out on Pollution control systems and results are attached as Stack emission monitoring reports.
ix.	Particulate matter levels from Hydro I & II Stacks shall be less than 30mg/Nm ³ , Pyro Metallurgical Smelter and Ausmelt shall achieve 30 mg/Nm ³ by December 2026 and Captive Power Plant Stacks PM emission shall be less than 50mg/Nm ³ . Action plan submitted to limit the dust emission shall be strictly	Complied. Mineralogical composition study report is being attached as <i>Annexure-XX</i>





	implemented. The PP shall periodically conduct Mineralogical composition study of the PM10 and shall ensure the constituents are well within the permissible limits. The reports shall be submitted to MoEFCC and uploaded in their six-monthly EC compliance report.	
x.	CEMS shall be provided on all process stacks and the signal shall be received in plant control room for central control of APCDs installed in the plant.	<ol style="list-style-type: none"> 1) CEMS have provided on all process stacks. 2) Pollution control systems are interlocked with process; and it is being ensured that emission levels are well below prescribed limit at any time. 3) In the event of failure of any pollution control system adopted by the unit, the respective unit is restarted until the control measures are rectified to achieve the desired efficiency.
xi.	Risk assessment and Disaster Management Plan shall be strictly implemented as per the action plan submitted to the Ministry.	We will ensure the implementation of Disaster Management Plan strictly as per Onsite Emergency Response Control Plan of the Location.
xii.	SO ₂ emissions from H ₂ SO ₄ Plant shall be less than 1kg/t from Hydro Zinc Smelters. SO ₂ emissions from H ₂ SO ₄ Plant of pyro & Ausmelt plant shall be achieved less than 1kg/t by December 2026.	Is being Complied.
xiii.	Acid mist from H ₂ SO ₄ plant at Hydro units shall be maintained at <30 mg/Nm ³ , and Acid mist from pyro and Ausmelt shall be achieved less than 30 mg/Nm ³ by December 2026.	Is being Complied.
xiv.	Particulate matter levels from Hydro I & II Stacks shall be less than 30mg/Nm ³ , Pyro Metallurgical Smelter and Ausmelt shall achieve 30 mg/Nm ³ by December 2026 and Captive Power Plant Stacks PM emission shall be less than 50mg/Nm ³ .	Is being Complied.
xv.	100% Solid waste generated shall be utilised/ properly disposed. The PP shall explore and implement the principles of 'Circular Economy'. The PP shall periodically conduct study for the presence of Heavy metals/ metalloids contamination and leaching in the soil within 2 kms of the Project and shall take all remedial measures in this respect. The reports shall be submitted to MoEF&CC and uploaded in their six-monthly EC compliance report.	<p>HZL at its CLZS Unit is disposing 100% of its generated solid waste through Third Party Vendor.</p> <p>Study to conduct Heavy metals/ metalloids contamination and leaching in the soil within 2 kms of the Project has conducted and reports annexed as Annexure- XXI.</p> <p>HZL is ensuring and implementing principles of 'Circular Economy' by its existing Waste to Wealth and waste to recovery Initiatives.</p>
xvi.	Putholi Nala is passing through the plant site and Berach River is flowing adjacent to the project site in the East direction. Also,	A consultant-led study for developing a comprehensive Drainage Conservation Scheme, including soil conservation and erosion control measures, has been



	<p>Gambhir Nadi(~4.0 km, S), Nagdi ka Nala (~8.5 km, NNE) and Canal (~8 km, WNW) are flowing within 10 Km. radius of the plant site. As submitted, a robust and full proof Drainage Conservation scheme to protect the natural drainage and its flow parameters; along with Soil conservation scheme and multiple Erosion control measures shall be strictly implemented.</p>	<p>completed. The recommendations are currently under finalization and are expected to be completed by December 2026.</p>
<p>xvii.</p>	<p>The proposed project shall be designed as "Zero Liquid Discharge" Plant. ETP shall be installed and there shall be no discharge of effluent from the plant. Domestic effluent shall be treated in Sewage Treatment Plant. MSW waste shall be treated in digester and recovered gas shall be used in the canteen.</p>	<p>The Existing Smelter is designed as a "Zero Liquid Discharge" Plant. 2 ETP viz 8400 KLD & 4200 KLD are already present at site along with RO's , MEE /MVR to ensure and maintain Zero Liquid Discharge from site. Domestic effluent is been treated in existing 1000 KLD Sewage Treatment Plant.</p> <div style="text-align: center;">  <p>ETP</p>  <p>MVR</p> </div> <p>Organic waste is treated in Organic Waste Composter already present at Plant and Township and manure is used in horticulture activities.</p>
<p>xviii.</p>	<p>Existing ETP shall be strengthened to recycle additional effluent by installing MEE for RO rejects.</p>	<p>(1) All effluent is treated in ETP followed by RO and MEE. (2) Zero discharge is being maintained at our plant. Treated water monitoring results are annexed as Annexure-V.</p>
<p>xix.</p>	<p>The company shall also undertake rain water harvesting measures as per the plan submitted in the EIA/EMP report and reduce water dependence from the outside source.</p>	<p>We have constructed a dam having capacity very larger than our requirement. Further we have constructed Ponds/Anicuts. Apart from these HZL has constructed many rainwater harvesting structures (comprising of</p>



		check dams, Weirs, Earthen check dams, cemented check dams etc).
xx.	The nearest habitation to plant are Putholi (~0.5 km in SW), Ajoliya Ka Khera (~ 1 km in West) and Biliya (~ Adjacent in North) from plant site. There are approx. 75 villages and 1 city in 10 km radius study area. Project Proponent shall take appropriate environmental safeguard measures to minimise the impact on the habitation of the locals. The company shall also include these locations in its environmental monitoring program.	Complied and added in the environment monitoring program.
xxi.	Solar Energy shall be generated at the roof tops of the plant and office buildings.	Is being complied at site. Solar Power is generated at Hydro 2 CDSS /Lab building, Hydro 1 leaching office, Switchyard control room building, Zinc School and Boys Hostel/Utility Building at Zinc Nagar, Pyro Offices.   Solar Panel at roof top
xxii.	A proper action plan must be implemented to dispose of the electronic waste generated in the industry.	E-Waste is disposed as per CLZS Waste Management Plan and is being send to the register recycler.
xxiii.	The PP shall implement the recommendations of the root cause analysis report on accident occurred in the Unit to prevent the future accident in the industry.	Noted & is been complied at site. All the recommendations are closed.
xxiv.	Three tier Green Belt shall be developed in at least 37% of the project area and shall be completed by 2023-24 all along the periphery of the project site of adequate width and tree	HZL Chanderiya has covered more than 37% Green Belt at project area. We are working in the development of tree density up to 2500 per ha in consultation with AFRI.





density shall not be less than 2500 per ha. Gap filling shall be undertaken and survival rate of green belt developed shall be monitored on periodic basis to ensure that damaged plants are replaced with new plants in the subsequent years. Further, greenbelt shall also be developed in the form of shelter belt comprising of total of 6 rows of 2x2 m plantation with tall trees & broad leaves with thick canopy along with windshield to act as green barrier for air pollution & noise levels towards the Putholi, Ajoliya Ka Khera and Biliya villages inside the plant premises. All the plantation work should be done in consultation with Arid Forest Research Institute, Jodhpur. Compliance status in this regard, shall be submitted to concerned Regional Office of the MoEF&CC.

Miyawaki plantation is developed at project site and plantation is being done at Jarofix-II dump yard.








		  <table border="1" data-bbox="836 1084 1474 1375"> <thead> <tr> <th colspan="4">Percentage Green-cover</th> </tr> <tr> <th>Green-cover Category</th> <th>Chanderiya Lead Zinc Smelter Land</th> <th>New Acquired Land</th> <th>Combined Land</th> </tr> </thead> <tbody> <tr> <td>Dense Green-cover</td> <td>31.56%</td> <td>26.61%</td> <td>30.41%</td> </tr> <tr> <td>Sparse Green-cover / New Plantation</td> <td>05.66%</td> <td>28.59%</td> <td>10.98%</td> </tr> <tr> <td>Total Green-cover</td> <td>37.21%</td> <td>55.20%</td> <td>41.39%</td> </tr> </tbody> </table> <p data-bbox="1018 1294 1294 1317">Kappa Accuracy of Assessment: 0.83</p> <p data-bbox="871 1335 1442 1368">Results derived from: ESA-Sentinel-2 Imagery (10 m spatial resolution) Reference data: IRS-Cartosat-2E-MX Imagery (2 m spatial resolution) and ground-truth field photographs</p>	Percentage Green-cover				Green-cover Category	Chanderiya Lead Zinc Smelter Land	New Acquired Land	Combined Land	Dense Green-cover	31.56%	26.61%	30.41%	Sparse Green-cover / New Plantation	05.66%	28.59%	10.98%	Total Green-cover	37.21%	55.20%	41.39%
Percentage Green-cover																						
Green-cover Category	Chanderiya Lead Zinc Smelter Land	New Acquired Land	Combined Land																			
Dense Green-cover	31.56%	26.61%	30.41%																			
Sparse Green-cover / New Plantation	05.66%	28.59%	10.98%																			
Total Green-cover	37.21%	55.20%	41.39%																			
xxv.	Greening and Paving shall be implemented in the plant area to arrest soil erosion and dust pollution from exposed soil surface.	Noted & been Complied.																				
xxvi.	Air Cooled condensers shall be used in the captive power plant.	It has been removed as per amendment in EC dated 03/04/2025. Attached as Annexure-XXII .																				
xxvii.	During operational phase at Captive Power Plant, PP shall measure coal dust exposures and to maintain coal dust exposures within stipulated standards at coal handling areas. PP shall identify extreme hot areas through heat stress survey as well as noise monitoring within process plants to ensure that workers not exposed above 90 dBA levels as per Factories Act, 1948.	We are ensuring coal dust exposures and maintain it within stipulated standards at coal handling areas. Annexed in Annexure II. Heat stress analysis for the workmen is carried out and PPE given to workers as per site condition, SOP and nature of work. Noise monitoring within process plants has been conducted and report attached as Annexure XXIII.																				
xxviii.	As committed by the PP to adopt the five revenue villages namely Ajoliya Ka Khera,	We have identified projects based on community priorities and with significant local contributions.																				



	Biliya, Moonga Ka Khera, Nagri and Putholi, as a part of model village development plan, project proponent shall strictly implement the submitted plan for socio-economic development to develop them into model villages. PP shall extend the occupational health monitoring to the villagers on a random basis to establish any health disorders due to the project's operations. PP shall also construct and maintain Rainwater harvesting pits in the adjacent village and school. The PP shall develop avenue plantation along the roads, villages and schools and other suitable places.	<p>We are implementing the submitted plan for socio-economic development to develop them into model villages.</p> <p>We will conduct occupational health monitoring to the villagers on a random basis to establish any health disorders due to the project's operations.</p> <p>Rainwater harvesting pits are constructed in the adjacent village and school. Plantation along the roads, villages and schools and other suitable places has already developed.</p>
xxix.	All the commitments made to the public during the Public Hearing/Public Consultation shall be satisfactorily implemented. The action plan based on the social impact assessment study of the project as per the EMP in accordance to the Ministry's OM dated 30.09.2020 shall be strictly implemented and progress shall be submitted to the Regional Office of MoEF&CC.	We will ensure the satisfactory implementation of all the commitments made to the public during the public hearing. The action plan based on the social impact assessment study of the project as per the EMP in accordance to the Ministry's OM dated 30.09.2020 will be implemented and progress will be submitted to the Regional office of MoEF&CC.
xxx.	The recommendations of the approved Site-Specific Wildlife Management Plan shall be implemented in consultation with the State Forest Department. The implementation report shall be furnished along with the six-monthly compliance report to the concerned Regional Office of the MoEF&CC.	Wild Life conservation plan is approved by PCCF Jaipur and will be implemented as submitted. MPU signing is in progress with Forest dept to execute this work.
xxxi.	The Plastic Waste Management Rules 2016, inter-alia, mandated banning of identified Single Use Plastic (SUP) items with effect from 01/07/2022. In this regard, CPCB has issued a direction to all the State Pollution Control Boards (SPCBs)/Pollution Control Committees (PCCs) on 30/06/2022 to ensure the compliance of Notification published by Ministry on 12/08/2021. The technical guidelines issued by the CPCB in this regard is available at https://cpcb.nic.in/technicalguidelines-3/ . All the project proponents are hereby requested to sensitize and create awareness among people working within the Project area as well as its surrounding area on the ban of SUP in order to ensure the compliance of Notification	<p>We have conducted awareness programs on the ban of SUP for the workers and people of nearby areas on Ozone day.</p> <p>SUP is banned at site. Commitment policy along with Bidder undertaking which is being ensured at site is attached as Annexure-XIX.</p>





	<p>published by this Ministry on 12/08/2021. A report, along with photographs, on the measures taken shall also be included in the six monthly compliance report being submitted by the project proponents.</p>	
xxxii.	<p>The project proponent shall adopt the Clean Air practices like mechanical collectors, wet scrubbers, fabric filters (bag houses), electrostatic precipitators, combustion systems (thermal oxidizers), condensers, absorbers, adsorbers, and biological degradation. Controlling emissions related to transportation shall include emission controls on vehicles as well as use of cleaner fuels. Sufficient numbers of additional truck mounted Fog/Mist water cannons shall be procured and operated regularly inside the project premises and also in the surrounding villages to arrest suspended dust in the atmosphere.</p>	<p>To adopt clean air practices pollution control equipments like mechanical collectors, wet scrubbers, fabric filter etc have been provided. Sufficient numbers of trucks mounted with Fog/Mist water cannons have been operated inside the project premises regularly and also in surrounding villages to arrest suspended dust in the atmosphere.</p> <div data-bbox="863 703 1453 1043"></div> <p data-bbox="1129 1070 1182 1099">ESP</p> <div data-bbox="858 1131 1449 1491"></div> <p data-bbox="1091 1518 1222 1547">Bag Filter</p> <div data-bbox="879 1570 1461 1908"></div> <p data-bbox="1123 1921 1187 1951">TGT</p>



DCDA



Road washing



B. GENERAL CONDITIONS:

I. Statutory compliance:




i.	The Environment Clearance (EC) granted to the project/ activity is strictly under the provisions of the EIA Notification, 2006 and its amendments issued from time to time. It does not tantamount/ construe to approvals/ consent/ permissions etc., required to be obtained or standards/conditions to be followed under any other Acts/Rules/Subordinate legislations, etc., as may be applicable to the project.	Noted
----	--	-------

II. Air quality monitoring and preservation





i.	<p>The project proponent shall install 24x7 continuous emission monitoring system at process stacks to monitor stack emission as well as four Continuous Ambient Air Quality Station (CAAQS) one within and three outside the plant area at an angle of 120° each for monitoring AAQ parameters with respect to standards prescribed in Environment (Protection) Rules 1986 as amended from time to time. The CEMS and CAAQMS shall be connected to SPCB and CPCB online servers and calibrate these systems from time to time according to equipment supplier specification through labs recognized under Environment (Protection) Act, 1986 or NABL accredited laboratories.</p>	<p>Installed 24X7 continuous emission monitoring system at process stacks to monitor stack emission with respect to standards prescribed in Environment (Protection) Rules 1986 as amended from time to time and connected to SPCB and CPCB online servers and these systems are being calibrated according to equipment supplier specification through labs recognized under Environment (Protection) Act, 1986 or NABL accredited laboratories.</p>  <p style="text-align: center;">CAAQMS</p>  <p style="text-align: center;">CEMS</p>
ii.	<p>The project proponent shall monitor fugitive emissions in the plant premises at least once in every quarter through laboratories recognized under Environment (Protection) Act, 1986 or NABL accredited laboratories.</p>	<p>Fugitive emission monitoring is done by labs recognized under Environment (Protection) Act, 1986 or NABL accredited laboratories. Report annexed as Annexure-I.</p>
iii.	<p>The project proponent shall submit monthly summary report of continuous stack emission and air quality monitoring and results of manual stack monitoring and manual monitoring of air quality / fugitive emission to Regional Office of MoEF&CC, Zonal office of CPCB and Regional Office of SPCB along with six-monthly monitoring report.</p>	<p>Stacks are connected with PCB server and data is being transferred regularly. Air quality monitoring, manual stack monitoring and manual air quality/fugitive emission reports are submitted to Regional Office of MoEF & CC, Zonal Office of CPCB and Regional Office to SPCB along with six monthly monitoring report. Manual stack monitoring report from October'25 to March'26 is attached as Annexure-IV. Continuous ambient air quality report from October'25 to March'26 is attached as Annexure-IX. Manual ambient air quality report from October'25 to March'26 is attached as Annexure-X. Continuous stack emission monitoring report from October'25 to March'26 is attached as Annexure-XII.</p>
iv.	<p>Appropriate Air Pollution Control (APC) system shall be provided for all the dust</p>	<p>Appropriate Air Pollution Control (APC) system is provided for all the dust generating points including</p>




	generating points including fugitive dust from all vulnerable sources, so as to comply prescribed stack emission and fugitive emission standards.	fugitive dust from all vulnerable sources, so as to comply prescribed stack emission and fugitive emission standards.
v.	The project proponent shall provide leakage detection and mechanized bag cleaning facilities for better maintenance of bags.	Bag filter and differential pressure monitoring in place with periodic inspection system.
vi.	Pollution control system in the plant shall be provided as per the CREP Guidelines of CPCB.	CREP guidelines are strictly followed.
vii.	The project proponent shall ensure covered transportation and conveying of ore, coal and other raw material to prevent spillage and dust generation.	Transportation is being done in covered manner by wagons and trucks.   Covered conveyers
viii.	Provide covered sheds for raw materials like coal, etc.	Raw material & Coal is being stored in covered shed, some coal in transit state is in open.  Coal storage under the shed




		 <p style="text-align: center;">Sheds in PYRO plant for storage of ISF Dross and WIP</p>
ix.	Practice use if low-sulphur tars for baking anodes.	We are not using low sulphur tars for baking anodes.
x.	Plant internal roads shall be concreted and sufficient number of mobile or stationery vacuum cleaners shall be provided to clean plant roads, shop floors, roofs, regularly. shall be used to regularly clean the roads.	<p>Plant internal roads are concreted.</p> <p>Mobile Vacuum dust sweeping system on industrial roads and vacuum dust cleaning system for plant area are exist at smelter to control airborne dust due to the vehicles movement.</p>  <p style="text-align: center;">Mobile Vaccum sweeper</p>
xi.	Design the ventilation system for adequate air changes as per prevailing norms for all tunnels, motor houses, Oil Cellars.	Not Applicable
III. Water quality monitoring and preservation		
i.	The project proponent shall install 24x7 continuous effluent monitoring system with respect to standards prescribed in Environment (Protection) Rules 1986 (G.S.R 414 (E) dated 30th May 2008; as amended from time to time and connected to SPCB and CPCB online servers and calibrate these system from time to time according to equipment supplier specification through labs recognised under Environment (Protection) Act, 1986 or NABL accredited laboratories.	The industry has already installed 24X7 continuous effluent monitoring system. Industry is 100% utilizing its wastewater through ETP, RO and MEE and maintaining Zero Liquid discharge & no effluent is discharged at any stage on the ground.
ii.	The project proponent shall monitor regularly ground water quality at least twice a year (preand post-monsoon) at sufficient numbers	Ground water quality monitoring is being done and report is being submitted along with six monthly compliance report.



	of piezometers/sampling wells in the plant and adjacent areas through labs recognised under Environment (Protection) Act, 1986 and NABL accredited laboratories.	Ground water quality monitoring report is attached as Annexure-VII .
iii.	The project proponent shall submit monthly summary report of continuous effluent monitoring and results of manual stack monitoring and manual monitoring of air quality / fugitive emission to Regional Office of MoEF&CC, Zonal office of CPCB and Regional Office of SPCB along with six-monthly monitoring report.	CLZS plant is maintaining zero liquid Discharge & no effluent is discharged at any stage on the ground. Ground water quality is monitored & report is being submitted along with six monthly monitoring report. Monthly summary report of continuous effluent monitoring is attached as Annexure-XII .
iv.	Sewage Treatment Plant shall be provided for treatment of domes The project proponent shall submit monthly summary report of continuous effluent monitoring and results of manual stack monitoring and manual monitoring of air quality / fugitive emission to Regional Office of MoEF&CC, Zonal office of CPCB and Regional Office of SPCB along with six-monthly monitoring report. tic wastewater to meet the prescribed standards.	Sewage water is being treated in STP plant at CLZS plant and Zinc Nagar.  STP
v.	Garland drains and collection pits shall be provided for each stock pile to arrest the run-off in the event of heavy rains and to check the water pollution due to surface run off.	Garland drains are available and merging with collection pits to arrest the run-off.
vi.	The project proponent shall make efforts to minimise water consumption in the plant complex by segregation of used water, practicing cascade use and by recycling treated water.	Industry is 100% recycling its wastewater through ETP, RO and MEE. Treated wastewater is being utilized in the process.
IV. Noise monitoring and prevention		
i.	Noise quality shall be monitored as per the prescribed Noise Pollution (Regulation and Control) Rules, 2000 and report in this regard shall be submitted to Regional Officer of the Ministry as a part of six-monthly compliance report.	Noise quality monitoring is done and report is annexed herewith six-monthly compliance report. Report is attached as Annexure-XI .
ii.	The ambient noise levels should conform to the standards prescribed under E(P) A Rules, 1986 viz. 75 dB(A) during day time and 70 dB(A) during night time.	The ambient noise levels are always within the standards prescribed under EPA Rules, 1986 viz. 75 dBA (day time) and 70 dBA (night time).
V. Energy Conservation measures		
i.	The project proponent shall provide waste heat recovery system (pre-heating of combustion air) at the flue gases.	Waste heat recovery system is in place.




ii.	Energy conservation measures may be adopted such as adoption of solar energy and provision of LED lights etc., to minimize the energy consumption.	Energy conservation measures are adopted: 1. In Offices and residential area LED lights available & also under replacement as per requirement. 2. Solar Power is generated at Hydro 2 CDSS /Lab building, Hydro 1 leaching office, Switchyard control room building, Zinc School & Boy's Hostel/Utility Building at Zinc Nagar, Pyro Offices. 3. Many energy conservation projects are also taken. Detailed information mentioned in ECMP.
VI. Waste management		
i.	100% utilisation of fly ash shall be ensured. All the fly ash shall be provided to cement and cement brick manufacturers for further utilisation and Memorandum of Understanding in this regard shall be submitted to the Ministry's Regional Office.	Presently 100 % utilization is being done and fly ash is being sold to cement and brick manufactures.
ii.	Oily scum and metallic sludge recovered from rolling mills ETP shall be mixed, dried, and briquetted and reused in melting Furnaces.	No oily scum generated, inorganic ETP sludge is disposed off in SLF in scientific manner after stabilization.
iii.	The waste oil, grease and other hazardous waste shall be disposed of as per the Hazardous & Other waste (Management & transboundary Movement) Rules, 2016 and amendment thereof.	Waste and Used oil are being sold to registered recyclers.
iv.	Kitchen waste shall be composted or converted to biogas for further use.	Kitchen waste is being processed through an Organic Waste Converter (OWC) to produce compost. 
VII. Green Belt		
i.	The project proponent shall prepare GHG emissions inventory for the plant and shall submit the programme for reduction of the same including carbon sequestration including plantation.	GHG emissions inventory and reduction plan is attached as Annexure-XIV .
ii.	Project proponent shall submit a study report on Decarbonisation program, which would essentially consist of company's carbon emissions, carbon budgeting/ balancing, carbon sequestration activities and carbon offsetting strategies. Further, the report shall also contain time bound action plan to reduce its carbon intensity of its operations and supply chains, energy transition pathway from fossil	Study report is attached as Annexure-XIV .



	fuels to Renewable energy etc. All these activities/ assessments should be measurable and monitorable with defined time frames”, when PP comes for EC proposal. This study shall be formulated keeping in view of India’s Net-zero commitment at the COP-26 Climate Summit.	
VIII. Public hearing and Human health issues		
i.	Emergency preparedness plan based on the Hazard identification and Risk Assessment (HIRA) and Disaster Management Plan shall be implemented.	Emergency preparedness plan is prepared and implemented at site.
ii.	The project proponent shall carry out heat stress analysis for the workmen who work in high temperature work zone and provide Personal Protection Equipment (PPE).	Heat stress analysis for the workmen is carried out and PPE’S given to workers as per site condition, SOP & nature of work.
iii.	Provision shall be made for the housing of construction labour within the site with all necessary infrastructure and facilities such as fuel for cooking, mobile toilets, mobile STP. Safe drinking water, medical health care, creche etc. The housing may be in the form of temporary structures to be removed after the completion of the project.	All project related labours are local & from near by area, No stay arrangement required. We have site facility of medical, safe drinking water, wash/rest house.
iv.	Occupational health surveillance of the workers shall be done on a regular basis and records maintained.	PME is being done of workers on regular basis and record is being maintained.
IX. Environment Management		
i.	The project proponent shall comply with the provisions contained in this Ministry’s OM vide F.No. 22-65/2017-IA.III dated 30/09/2020.	Noted & will be complied
ii.	The company shall have a well laid down environmental policy duly approve by the Board of Directors. The environmental policy should prescribe for standard operating procedures to have proper checks and balances and to bring into focus any infringements/deviation/violation of the environmental / forest / wildlife norms / conditions. The company shall have defined system of reporting infringements / deviation / violation of the environmental / forest / wildlife norms / conditions and / or shareholders / stake holders. The copy of the board resolution in	Company has environment policy duly approved by Board of Director. Annexed as Annexure-XVI .




	this regard shall be submitted to the MoEF&CC as a part of six-monthly report.	
iii.	A separate Environmental Cell both at the project and company head quarter level, with qualified personnel shall be set up under the control of senior Executive, who will directly to the head of the organization.	A separate Environmental Cell both at the project and company head quarter level, with qualified personnel already set up under the control of Associate General Manager, he directly reports to the head of the organization.
X. Miscellaneous		
i.	The project proponent shall make public the environmental clearance granted for their project along with the environmental conditions and safeguards at their cost by prominently advertising it at least in two local newspapers of the District or State, of which one shall be in the vernacular language within seven days and in addition this shall also be displayed in the project proponent's website permanently.	Environment Clearance granted for this project has been published in two local newspapers (district/state level) and is permanently displayed on the company website. Refer <i>Annexure- XVII-A & B</i> .
ii.	The copies of the environmental clearance shall be submitted by the project proponents to the Heads of local bodies, Panchayats and Municipal Bodies in addition to the relevant offices of the Government who in turn has to display the same for 30 days from the date of receipt.	Copies of EC submitted to local bodies /panchayat & RSPCB office of Chittorgarh. Refer <i>Annexure-XVIII</i> .
iii.	The project proponent shall upload the status of compliance of the stipulated environment clearance conditions, including results of monitored data on their website and update the same on half-yearly basis.	Compliance with Environment Clearance conditions, including monitored data, is uploaded on the company website and updated on a half-yearly basis. https://www.hzlindia.com/sustainability/environment-compliance/
iv.	The project proponent shall monitor the criteria pollutants level namely; PM10, SO2, NOx (ambient levels as well as stack emissions) or critical sectoral parameters, indicated for the projects and display the same at a convenient location for disclosure to the public and put on the website of the company.	Ambient air quality levels and stack emissions are displayed at the company's outer gate and published on the website along with the half-yearly compliance report. 
v.	The project proponent shall submit six-monthly reports on the status of the compliance of the stipulated environmental conditions on the website of the ministry of Environment, Forest and Climate Change at environment clearance portal.	Six-monthly Environment Clearance compliance reports are submitted regularly. The current report covers the period from October 2025 to March 2026 .



vi.	The project proponent shall submit the environmental statement for each financial year in Form-V to the concerned State Pollution Control Board as prescribed under the Environment (Protection) Rules, 1986, as amended subsequently and put on the website of the company.	The Environment Statement in Form V is submitted annually to the State Pollution Control Board as per the Environment (Protection) Rules, 1986 (as amended) and is published on the company's website. The latest submission was made on 29.09.2025 .												
vii.	The project proponent shall inform the Regional Office as well as the Ministry, the date of financial closure and final approval of the project by the concerned authorities, commencing the land development work and start of production operation by the project.	Agreed. All the details of plant activities is informed to RO & MoEF.												
viii.	The project proponent shall abide by all the commitments and recommendations made in the EIA/EMP report, commitment made during Public Hearing and also that during their presentation to the Expert Appraisal Committee.	Noted & is been complied.												
ix.	The PP shall put all the environment related expenditure, expenditure related to Action Plan on the PH issues, and other commitments made in the EIA/EMP Report etc. in the company web site for the information to public/public domain. The PP shall also put the information on the left over funds allocated to EMP and PH as committed in the earlier ECs and shall be carried out and spent in next three years, in the company web site for the information to public/public domain.	Noted & is been complied. <u>Expenditure done in last five year – EMP</u>												
		<table border="1"> <thead> <tr> <th>Year</th> <th>Expenditure (Cr.)</th> </tr> </thead> <tbody> <tr> <td>FY 2021-22</td> <td>41.79</td> </tr> <tr> <td>FY 2022-23</td> <td>65.08</td> </tr> <tr> <td>FY 2023-24</td> <td>56.71</td> </tr> <tr> <td>FY 2024-25</td> <td>66.37</td> </tr> <tr> <td>FY 2025-26 (till Sept'25)</td> <td>30.81</td> </tr> </tbody> </table>	Year	Expenditure (Cr.)	FY 2021-22	41.79	FY 2022-23	65.08	FY 2023-24	56.71	FY 2024-25	66.37	FY 2025-26 (till Sept'25)	30.81
Year	Expenditure (Cr.)													
FY 2021-22	41.79													
FY 2022-23	65.08													
FY 2023-24	56.71													
FY 2024-25	66.37													
FY 2025-26 (till Sept'25)	30.81													
x.	No further expansion or modifications in the plant shall be carried out without prior approval of the Ministry of Environment, Forests and Climate Change (MoEF&CC).	Agreed. No further expansion or modifications in the plant is carried out without prior approval of the Ministry of Environment, Forests and Climate Change (MoEF & CC).												
xi.	The Regional Office of this Ministry shall monitor compliance of the stipulated conditions. The project authorities should extend full cooperation to the officer (s) of the Regional Office by furnishing the requisite data / information/monitoring reports.	Agreed and we extend full cooperation of the officer (S) of the Regional Office by furnishing the requisite data/information/monitoring reports.												

Annexure - I
HINDUSTAN ZINC LIMITED
CHANDERIA LEAD ZINC SMELTER
Work Zone (8 - Hours) Monitoring Results
[Oct'25-Mar'26]

Month	Parameters/ Unit	Prescribed Standards*	Oct'25	Nov'25	Dec'25	Jan'26	Feb'26	Mar'26
Pyro Plant								
Pyro RMH	SPM mg/m ³	5	0.73	1.76	0.76	0.78	7.00	2.03
	SO ₂ mg/m ³	5	NIL	0.6	NIL	NIL	NIL	0.4
	Zn mg/m ³	10	0.033	1.8	0.038	0.055	0.111	2.2
	Pb mg/m ³	0.15	BDL	0.07	BDL	BDL	BDL	0.06
	Cd mg/m ³	0.05	BDL	< 0.01	BDL	BDL	BDL	< 0.01
Pyro Sinter Area	SPM mg/m ³	5	0.97	4.31	0.68	0.74	0.84	4.07
	SO ₂ mg/m ³	5	NIL	0.7	NIL	NIL	NIL	0.6
	Zn mg/m ³	10	0.034	2.5	0.040	0.041	0.085	0.069
	Pb mg/m ³	0.15	BDL	0.09	BDL	BDL	BDL	0.07
	Cd mg/m ³	0.05	BDL	< 0.01	BDL	BDL	BDL	< 0.01
LRP Casting Area	SPM mg/m ³	5	0.72	2.78	0.82	0.75	0.78	3.29
	SO ₂ mg/m ³	5	NIL	0.3	NIL	NIL	NIL	0.4
	Zn mg/m ³	10	0.023	2.3	0.033	0.027	0.067	2.9
	Pb mg/m ³	0.15	BDL	0.06	BDL	BDL	BDL	0.08
	Cd mg/m ³	0.05	BDL	< 0.01	BDL	BDL	BDL	< 0.01
LRP K-5 Dross Area	SPM mg/m ³	5	0.79	2.85	0.71	0.92	0.82	3.48
	SO ₂ mg/m ³	5	NIL	0.9	NIL	NIL	NIL	0.8
	Zn mg/m ³	10	0.035	2.6	0.044	0.049	0.051	3.1
	Pb mg/m ³	0.15	BDL	0.07	BDL	BDL	BDL	0.06
	Cd mg/m ³	0.05	BDL	< 0.01	BDL	BDL	BDL	< 0.01



Manisha Bhati
AGM- Environment
Chandaria Lead Zinc Smelter

Annexure - I
HINDUSTAN ZINC LIMITED
CHANDERIA LEAD ZINC SMELTER
Work Zone (8 - Hours) Monitoring Results
[Oct'25-Mar'26]


Month	Parameters/ Unit	Prescribed Standards*	Oct'25	Nov'25	Dec'25	Jan'26	Feb'26	Mar'26
CPP, H-1 & H-2 Plant								
H-1 Purification	SPM mg/m ³	5	0.15	1.34	0.42	0.48	0.50	1.67
	SO ₂ mg/m ³	5	NIL	0.5	NIL	NIL	NIL	0.6
	Zn mg/m ³	10	0.015	2.5	0.066	0.086	0.086	2.8
	Pb mg/m ³	0.15	BDL	0.06	BDL	BDL	BDL	0.07
	Cd mg/m ³	0.05	BDL	< 0.01	BDL	BDL	BDL	< 0.01
H-1 Cell House	SPM mg/m ³	5	0.19	1.37	0.15	0.17	0.17	1.48
	SO ₂ mg/m ³	5	0.128	0.8	0.116	0.193	0.138	0.6
	Zn mg/m ³	10	BDL	0.9	BDL	BDL	BDL	0.7
	Pb mg/m ³	0.15	BDL	0.05	BDL	BDL	BDL	0.04
	Cd mg/m ³	0.05	BDL	< 0.01	BDL	BDL	BDL	< 0.01
H-2 Purification	SPM mg/m ³	5	0.43	1.52	0.57	0.48	0.52	1.76
	SO ₂ mg/m ³	5	NIL	0.7	NIL	NIL	NIL	0.6
	Zn mg/m ³	10	0.058	1.0	0.087	0.030	0.056	0.9
	Pb mg/m ³	0.15	BDL	< 0.01	BDL	BDL	BDL	< 0.01
	Cd mg/m ³	0.05	BDL	< 0.01	BDL	BDL	BDL	< 0.01
H-2 Cell House	SPM mg/m ³	5	0.17	1.25	0.18	0.20	0.29	1.33
	SO ₂ mg/m ³	5	0.15	0.7	0.174	0.140	0.180	0.6
	Zn mg/m ³	10	BDL	0.8	BDL	BDL	BDL	0.6
	Pb mg/m ³	0.15	BDL	< 0.01	BDL	BDL	BDL	< 0.01
	Cd mg/m ³	0.05	BDL	< 0.01	BDL	BDL	BDL	< 0.01
CPP Coal Yard	SPM mg/m ³	5	0.59	3.72	0.86	0.78	0.81	3.60
	SO ₂ mg/m ³	5	NIL	< 0.10	NIL	NIL	NIL	< 0.10
	Zn mg/m ³	10	0.036	< 0.01	0.061	0.047	0.033	< 0.01
	Pb mg/m ³	0.15	BDL	< 0.01	BDL	BDL	BDL	< 0.01
	Cd mg/m ³	0.05	BDL	< 0.01	BDL	BDL	BDL	< 0.01



Manisha Bhati
AGM- Environment
Chanderia Lead Zinc Smelter

Annexure - II
HINDUSTAN ZINC LIMITED
CHANDERIA LEAD ZINC SMELTER
Work Zone (15 – Minute)Monitoring Results
[Oct'25–Mar'26]

Month Location	Parameters/ Unit	Prescribed Standards*	Oct'25	Nov'25	Dec'25	Jan'26	Feb'26	Mar'26
Pyro Plant								
Pyro RMH	SPM mg/m ³	-	2.33	3.00	4.00	5.00	1.33	4.00
	SO ₂ mg/m ³	10	NIL	NIL	NIL	NIL	NIL	NIL
	Zn mg/m ³	10	0.031	0.024	0.058	0.042	0.016	0.065
	Pb mg/m ³	0.45	BDL	BDL	BDL	BDL	BDL	BDL
	Cd mg/m ³	0.2	BDL	BDL	BDL	BDL	BDL	BDL
Pyro Sinter Area	SPM mg/m ³	-	5.0	4.66	3.00	4.33	3.00	5.00
	SO ₂ mg/m ³	10	NIL	NIL	NIL	NIL	NIL	NIL
	Zn mg/m ³	10	0.101	0.058	0.063	0.081	0.044	0.068
	Pb mg/m ³	0.45	BDL	BDL	BDL	BDL	BDL	BDL
	Cd mg/m ³	0.2	BDL	BDL	BDL	BDL	BDL	BDL
LRP Casting Area	SPM mg/m ³	-	3.00	3.00	2.33	3.00	2.66	4.33
	SO ₂ mg/m ³	10	NIL	NIL	NIL	NIL	NIL	NIL
	Zn mg/m ³	10	0.037	0.063	0.054	0.072	0.035	0.094
	Pb mg/m ³	0.45	BDL	BDL	BDL	BDL	BDL	BDL
	Cd mg/m ³	0.2	BDL	BDL	BDL	BDL	BDL	BDL
LRP K-5 Dross Area	SPM mg/m ³	-	5.00	4.66	5.33	6.00	3.66	5.00
	SO ₂ mg/m ³	10	NIL	NIL	NIL	NIL	NIL	NIL
	Zn mg/m ³	10	0.056	0.087	0.071	0.076	0.044	0.067
	Pb mg/m ³	0.45	BDL	BDL	BDL	BDL	BDL	BDL
	Cd mg/m ³	0.2	BDL	BDL	BDL	BDL	BDL	BDL




Manisha Bhati
AGM- Environment
Chanderia Lead Zinc Smelter

Annexure - II
HINDUSTAN ZINC LIMITED
CHANDERIA LEAD ZINC SMELTER
Work Zone (15 – Minute) Monitoring Results
[Oct'25–Mar'26]


Month Location	Parameters/ Unit	Prescribed Standards*	Oct'25	Nov'25	Dec'25	Jan'26	Feb'26	Mar'26
CPP, H-1 & H-2 Plant								
H-1 Purification	SPM mg/m ³	-	1.66	2.66	3.00	2.00	3.00	3.66
	SO ₂ mg/m ³	10	NIL	NIL	NIL	NIL	NIL	NIL
	Zn mg/m ³	10	0.023	0.025	0.030	0.015	0.047	0.061
	Pb mg/m ³	0.45	BDL	BDL	BDL	BDL	BDL	BDL
	Cd mg/m ³	0.2	BDL	BDL	BDL	BDL	BDL	BDL
H-1 Roaster Area	SPM mg/m ³	-	4.00	4.66	2.66	5.66	5.00	3.66
	SO ₂ mg/m ³	10	NIL	NIL	NIL	NIL	NIL	NIL
	Zn mg/m ³	10	0.037	0.082	0.045	0.064	0.058	0.040
	Pb mg/m ³	0.45	BDL	BDL	BDL	BDL	BDL	BDL
	Cd mg/m ³	0.2	BDL	BDL	BDL	BDL	BDL	BDL
H-2 Purification	SPM mg/m ³	-	2.33	3.33	1.66	2.66	2.00	3.00
	SO ₂ mg/m ³	10	NIL	NIL	NIL	NIL	NIL	NIL
	Zn mg/m ³	10	0.034	0.031	0.013	0.020	0.027	0.042
	Pb mg/m ³	0.45	BDL	BDL	BDL	BDL	BDL	BDL
	Cd mg/m ³	0.2	BDL	BDL	BDL	BDL	BDL	BDL
H-2 Roaster Area	SPM mg/m ³	-	3.66	5.66	4.33	4.00	5.33	4.66
	SO ₂ mg/m ³	10	NIL	NIL	NIL	NIL	NIL	NIL
	Zn mg/m ³	10	0.089	0.105	0.048	0.081	0.094	0.071
	Pb mg/m ³	0.45	BDL	BDL	BDL	BDL	BDL	BDL
	Cd mg/m ³	0.2	BDL	BDL	BDL	BDL	BDL	BDL
CPP Coal Yard	SPM mg/m ³	-	3.66	4.00	3.00	5.00	4.33	3.66
	SO ₂ mg/m ³	10	NIL	NIL	NIL	NIL	NIL	NIL
	Zn mg/m ³	10	BDL	BDL	BDL	BDL	BDL	BDL
	Pb mg/m ³	0.45	BDL	BDL	BDL	BDL	BDL	BDL
	Cd mg/m ³	0.2	BDL	BDL	BDL	BDL	BDL	BDL

BDL- Below Detection Limit (The measurement of uncertainty at 95% confidence level is 0.004 Abs. in AAS)


Manisha Bhati
 AGM- Environment
 Chanderia Lead Zinc Smelter

Annexure - III
HINDUSTAN ZINC LIMITED
CHANDERIA LEAD ZINC SMELTER
STACK HEIGHT DETAILS

S. No.	Stack Attached to	Height(m)
Pyro		
1	Sinter Main	75
2	Sinter Venturi	45
3	Crusher Main	75
4	Crusher Venturi	75
5	ISF slagging floor	75
6	Zinc Refinery Plant (ZRP Main) ventilation stack	60
7	Zinc Refinery Plant (ZRP) fume extraction	35
8	LRP Main	75
9	Copper Recovery Plant	30
10	LRP Copper Drossing	34
11	PYRO Acid Plant (TGT)	75
Ausmelt		
1	Dust extraction system of feed handling (RMH)	35
2	Hygiene and ventilation system	30
3	Ausmelt furnace	52
4	SO ₂ absorption tower(Cansolve acid)	55
Hydro 1		
1	Zinc dross milling bag filter	30
2	Zinc atomizing bag filter(Zinc Dust)	30
3	Zinc melting furnace bag filter (1st stack)	30
4	Zinc melting furnace bag filter (2nd stack)	30
5	Acid plant	100
Hydro 2		
1	Zinc Melting Furnace bag filter - 1	30
2	Zinc Melting Furnace bag filter - 2	30
3	Zinc Dross Milling bag filter	30
4	Zinc atomizing bag filter(Zinc Dust)	30
5	Acid plant	100
Fumer		
1	Off Gases	80
2	Fuming Furnace	75
CPP		
1	Captive power plant 154 MW	165
2	Captive power plant 100 MW	165
3	Coal Crusher	20

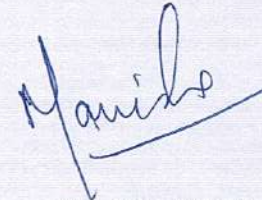


Manisha Bhati
 AGM- Environment
 Chanderia Lead Zinc Smelter

Annexure - IV
HINDUSTAN ZINC LIMITED
Chandaria Lead Zinc Smelter
Stack Monitoring Results (PM & LEAD)
[Oct'25-Mar'26]

Location	Parameters	Limit	Unit	Oct'25	Nov'25	Dec'25	Jan'26	Feb'26	Mar'26
Sinter Main	PM	100	Mg/Nm ³	57.17	29.5	59.70	42.4	51.21	26.2
	Lead	10	Mg/Nm ³	8.18	0.94	6.37	3.83	4.32	0.85
Sinter Venturi	PM	100	Mg/Nm ³	21.63	27.6	23.65	27.7	20.41	25.4
	Lead	10	Mg/Nm ³	2.40	0.35	2.85	3.05	1.79	0.31
Crusher Main	PM	100	Mg/Nm ³	16.86	30.4	18.52	21.5	18.63	28.3
	Lead	10	Mg/Nm ³	1.72	2.1	1.82	2.36	2.21	2.5
Crusher Venturi	PM	100	Mg/Nm ³	17.43	23.0	15.86	13.7	13.19	22.5
	Lead	10	Mg/Nm ³	1.33	1.7	1.39	1.48	1.27	1.8
LRP Main	PM	100	Mg/Nm ³	15.76	23.5	15.86	12.5	14.20	23.8
	Lead	10	Mg/Nm ³	1.05	0.49	.653	0.47	1.45	0.43
ZRP Main	PM	100	Mg/Nm ³	9.47	24.5	14.74	11.7	14.65	23
ZRP Fume	PM	100	Mg/Nm ³	32.72	19.7	19.77	16.4	16.80	18.8

*PSD – Plant Under Shut Down *




Manisha Bhati
AGM- Environment
Chandaria Lead Zinc Smelter

Annexure - IV
HINDUSTAN ZINC LIMITED
Chandaria Lead Zinc Smelter
Stack Monitoring Results (PM & LEAD)
[Oct'25–Mar'26]

Location	Parameters	Limit	Unit	Oct'25	Nov'25	Dec'25	Jan'26	Feb'26	Mar'26
LRP Copper Drossing	PM	100	Mg/Nm ³	11.23	23.6	10.29	6.9	10.23	21.4
	Lead	10	Mg/Nm ³	2.05	0.41	1.37	0.61	1.09	0.39
ISF Slagging Floor	PM	100	Mg/Nm ³	76.51	27.3	24.57	13.8	31.69	28
	Lead	10	Mg/Nm ³	6.92	1.9	2.37	1.12	2.50	1.3
CRP Milling	PM	100	Mg/Nm ³	CRP Milling plant is not in operation					
	Lead	10	Mg/Nm ³						
Ausmelt RMH	PM	30	Mg/Nm ³	18.24	14.3	08.54	12.35	16.49	15.9
	Lead	10	Mg/Nm ³	1.16	0.21	.339	0.57	0.82	0.28
Ausmelt Hygiene	PM	30	Mg/Nm ³	11.18	9.4	17.58	10.93	10.36	9.2
	Lead	10	Mg/Nm ³	0.486	< 0.05	.625	0.32	0.30	< 0.05

Ausmelt Furnace stack is not in regular operation




Manisha Bhati
AGM- Environment
Chandaria Lead Zinc Smelter

Annexure - IV
HINDUSTAN ZINC LIMITED
Chandaria Lead Zinc Smelter
Stack Monitoring Results (PM)
[Oct'25-Mar'26]

Location	Parameters	Limit	Unit	Oct'25	Nov'25	Dec'25	Jan'26	Feb'26	Mar'26
H-1 ZMC - 1	PM	30	Mg/Nm ³	18.34	14.7	23.21	26.06	11.9	11.6
H-1 ZMC - 2	PM	30	Mg/Nm ³	15.83	13.5	14.64	20.41	19.5	12.7
H-1 Zinc Dust	PM	30	Mg/Nm ³	12.59	14.0	11.80	14.77	13.5	14.2
H-1 Zinc Dross	PM	30	Mg/Nm ³	21.58	16.7	18.52	21.44	19.5	16.2
H-1 Roaster Start up	PM	30	Mg/Nm ³	NA	18.3	NA	NA	NA	16.2
H-1 Preheater	PM	30	Mg/Nm ³	NA	15.1	NA	NA	NA	13.7
H-2 ZMC -1	PM	30	Mg/Nm ³	19.68	11.3	13.69	16.19	15.3	10.3
H-2 ZMC-2	PM	30	Mg/Nm ³	21.35	12.2	16.78	18.91	11.8	10.6
H-2 Zinc Dross	PM	30	Mg/Nm ³	10.83	12.9	11.64	15.81	9.0	11.9
H-2 Zinc Dust	PM	30	Mg/Nm ³	13.33	10.8	09.87	13.25	14.4	10.5
H-2 Roaster Start up	PM	30	Mg/Nm ³	NA	12.3	NA	NA	NA	11.4
H-2 Preheater	PM	30	Mg/Nm ³	NA	13.9	NA	NA	NA	12.8
Fumer- Off Gases	PM	50	Mg/Nm ³	17.43	10.4	13.52	15.06	14.7	15.7
Coal Crusher	PM	50	Mg/Nm ³	7.74	25.9	11.84	8.19	10.7	18.17

NA - Not Analyzed



Manisha Bhati
AGM- Environment
Chandaria Lead Zinc Smelter

Annexure - IV
HINDUSTAN ZINC LIMITED
Chandera Lead Zinc Smelter
Stack Monitoring Results (PM, SO₂, NO_x, Hg)
[Oct'25–Mar'26]

Location	Parameters	Limit	Unit	Oct'25	Nov'25	Dec'25	Jan'26	Feb'26	Mar'26
Fumer- Fuming Furnace	PM	50	Mg/Nm ³	12.77	26.7	9.82	11.50	7.11	10.27
	SO ₂	600	Mg/Nm ³	52.09	65.3	221.53	231.8	281.8	140.4
	NO _x	300	Mg/Nm ³	NA	57.0	NA	NA	NA	NA
CPP (154 MW) Unit - 1 & 2	PM	50	Mg/Nm ³	37.24	48.1	32.54	26.76	39.4	42.8
	SO ₂	600	Mg/Nm ³	1344.53	1412.0	1217.69	894.3	1235.0	1495.0
	NO _x	450	Mg/Nm ³	NA	417.2	NA	NA	NA	410.4
	Hg	0.03	Mg/Nm ³	NA	0.01	NA	NA	NA	0.03
CPP (100 MW) Unit – 3	PM	50	Mg/Nm ³	25.73	41.6	22.88	39.18	28.73	44.8
	SO ₂	600	Mg/Nm ³	1254.90	975.0	827.59	1367.2	677.8	965.0
	NO _x	450	Mg/Nm ³	NA	992.5	NA	NA	NA	298.2
	Hg	0.03	Mg/Nm ³	NA	0.02	NA	NA	NA	0.01

NA – Not Analyzed

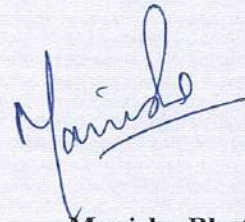


Manisha Bhati
AGM- Environment
Chandera Lead Zinc Smelter

Annexure - V
HINDUSTAN ZINC LIMITED
Chandaria Lead Zinc Smelter
Treated Water Monitoring Results
[Oct'25-Mar'26]

ETP Outlet- (Hydro - 2)

S.NO.	Parameter	Unit	Limit	Result Oct-Dec'25	Result Jan-Mar'26
1	pH	-	6.5-8.5	7.38	7.53
2	Chloride	Mg/l	1000	253.9	149.9
3	Oil & Grease	Mg/l	10.0	< 5.0	< 5.0
4	Total Residual Chlorine	Mg/l	0.5	< 0.2	< 0.2
5	Ammonical Nitrogen (as N)	Mg/l	50.0	5.7	6.9
6	Nitrate (as NO ₃)	Mg/l	50.0	8.4	9.2
7	BOD	Mg/l	30	8.0	15.0
8	COD	Mg/l	250	40.0	63.0
9	TSS	Mg/l	100	8.0	14.0
10	Fluoride (as F)	Mg/l	2.0	0.85	0.62
11	Sulphate	Mg/l	1000	396.2	237.3



Manisha Bhati
AGM- Environment
Chandaria Lead Zinc Smelter

Annexure - V
HINDUSTAN ZINC LIMITED
Chandaria Lead Zinc Smelter
Treated Water Monitoring Results
[Oct'25-Mar'26]

ETP Outlet – (Hydro – 2)

S.NO.	Parameter	Unit	Limit	Result Oct-Dec'25	Result Jan-Mar'26
12	Phosphate (as P)	Mg/l	5.0	< 0.50	< 0.50
13	Cyanide	Mg/l	0.2	< 0.02	< 0.02
14	Hexavalent Chromium	Mg/l	0.1	< 0.01	< 0.01
15	Cadmium	Mg/l	2.0	< 0.01	< 0.01
16	Total Chromium	Mg/l	2.0	< 0.01	< 0.01
17	Copper (as Cu)	Mg/l	1.0	< 0.01	< 0.01
18	Iron (as Fe)	Mg/l	1.0	< 0.01	0.05
19	Lead (as Pb)	Mg/l	0.1	< 0.01	< 0.01
20	Nickel (as Ni)	Mg/l	3.0	< 0.01	< 0.01
21	Zinc (as Zn)	Mg/l	1.0	0.34	0.28




Manisha Bhati
AGM- Environment
Chandaria Lead Zinc Smelter

Annexure - V
HINDUSTAN ZINC LIMITED
Chandaria Lead Zinc Smelter
Treated Water Monitoring Results
[Oct'25–Mar'26]

ETP Outlet – (PYRO)

S.NO.	Parameter	Unit	Limit	Result Oct-Dec'25	Result Jan-Mar'26
1	pH	-	6.5-8.5	7.23	7.45
2	Chloride	Mg/l	1000	213.9	195.9
3	Oil & Grease	Mg/l	10.0	< 5.0	< 5.0
4	Total Residual Chlorine	Mg/l	0.5	< 0.2	< 0.2
5	Ammonical Nitrogen (as N)	Mg/l	50.0	7.6	7.5
6	Nitrate (as NO ₃)	Mg/l	50.0	9.8	8.7
7	BOD	Mg/l	30	10.0	12.0
8	COD	Mg/l	250	48.0	54.0
9	TSS	Mg/l	100	10.0	14.0
10	Fluoride (as F)	Mg/l	2.0	1.0	0.76
11	Sulphate	Mg/l	1000	374.6	330.1




Manisha Bhati
AGM- Environment
Chandaria Lead Zinc Smelter

Annexure - V
HINDUSTAN ZINC LIMITED
Chanderia Lead Zinc Smelter
Treated Water Monitoring Results
[Oct'25-Mar'26]

ETP Outlet – (PYRO)

S.NO.	Parameter	Unit	Limit	Result Oct-Dec'25	Result Jan-Mar'26
12	Phosphate (as P)	Mg/l	5.0	< 0.50	< 0.50
13	Cyanide	Mg/l	0.2	< 0.02	< 0.02
14	Hexavalent Chromium	Mg/l	0.1	< 0.01	< 0.01
15	Cadmium	Mg/l	2.0	< 0.01	< 0.01
16	Total Chromium	Mg/l	2.0	< 0.01	< 0.01
17	Copper (as Cu)	Mg/l	1.0	< 0.01	< 0.01
18	Iron (as Fe)	Mg/l	1.0	< 0.01	0.05
19	Lead (as Pb)	Mg/l	0.1	< 0.01	< 0.01
20	Nickel (as Ni)	Mg/l	3.0	< 0.01	< 0.01
21	Zinc (as Zn)	Mg/l	1.0	0.22	0.17

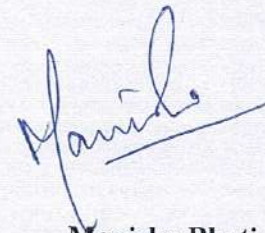


Manisha Bhati
AGM- Environment
Chanderia Lead Zinc Smelter

Annexure - VI
HINDUSTAN ZINC LIMITED
Chanderia Lead Zinc Smelter
River Water Monitoring Results
[Oct'25-Mar'26]

Bearach River Up Stream Report

Parameter	Unit	Limit	Result Oct-Dec'25	Result Jan-Mar'26
pH	-	6.5 – 8.5	7.81	7.70
Zinc	Mg/l	15.0	0.256	0.311
Lead	Mg/l	0.1	BDL	BDL
Cadmium	Mg/l	0.01	BDL	BDL
Copper	Mg/l	1.5	BDL	BDL
Iron	Mg/l	5.0	BDL	BDL
Hardness	Mg/l	600	274	236
Chloride	Mg/l	600	86.6	66.9
Sulphate	Mg/l	1000	72.8	57.4
TDS	Mg/l	1500	1034	944




Manisha Bhati
AGM- Environment
Chanderia Lead Zinc Smelter

Annexure - VI
HINDUSTAN ZINC LIMITED
Chandaria Lead Zinc Smelter
River Water Monitoring Results
[Oct'25-Mar'26]

Bearach River Down Stream Report

Parameter	Unit	Limit	Result Oct-Dec'25	Result Jan-Mar'26
pH	-	6.5 – 8.5	8.23	8.31
Zinc	Mg/l	15.0	0.210	0.244
Lead	Mg/l	0.1	BDL	BDL
Cadmium	Mg/l	0.01	BDL	BDL
Copper	Mg/l	1.5	BDL	BDL
Iron	Mg/l	5.0	BDL	BDL
Hardness	Mg/l	600	236	257
Chloride	Mg/l	600	76.4	82.8
Sulphate	Mg/l	1000	70.8	76.1
TDS	Mg/l	1500	1021	1056


BDL- Below Detection Limit (The measurement of uncertainty at 95% confidence level is 0.004 Abs. in AAS)



Manisha Bhati
AGM- Environment
Chandaria Lead Zinc Smelter

Annexure - VII
HINDUSTAN ZINC LIMITED
Chandaria Lead Zinc Smelter
Piezometer Borewell Results
[Oct'25-Dec'25]

S. NO.	Location	pH	Zn	Pb	Cd	Hardness	Chloride	Sulphate	TDS
	Limit(IS: 10500)	6.5-8.5	5.0-15.0	0.01	0.003	200-600	250-1000	200-400	500-2000
1	Piezo Borewell-1	8.42	0.03	< 0.01	< 0.003	412	159.95	184.62	1015
2	Piezo Borewell-2	8.41	0.03	< 0.01	< 0.003	368	170.94	192.44	1017
3	Piezo Borewell-3	DRY							
4	Piezo Borewell-4	7.50	0.02	< 0.01	< 0.003	392	163.95	175.67	1037
5	Piezo Borewell-5	8.43	0.05	< 0.01	< 0.003	380	175.95	174.09	1098
6	Piezo Borewell-6	8.44	0.02	< 0.01	< 0.003	388	161.95	112.35	972
7	Piezo Borewell-7	8.43	0.03	< 0.01	< 0.003	396	163.95	180.68	1020
8	Piezo Borewell-8	7.58	0.03	< 0.01	< 0.003	376	181.94	277.84	1287
9	Piezo Borewell-9	8.38	0.06	< 0.01	< 0.003	472	201.94	279.33	1409
10	Piezo Borewell-10	8.44	0.13	< 0.01	< 0.003	307	151.95	281.94	1230
11	Piezo Borewell-11	8.33	0.04	< 0.01	< 0.003	356	187.95	259.20	1167
12	Piezo Borewell-12	7.40	0.03	< 0.01	< 0.003	356	163.95	182.11	962
13	Piezo Borewell-13	7.62	0.05	< 0.01	< 0.003	368	163.95	280.65	1079
14	Piezo Borewell-14	7.56	0.03	< 0.01	< 0.003	380	151.95	184.20	927
15	Piezo Borewell-15	7.76	0.05	< 0.01	< 0.003	384	159.95	165.37	946
16	Piezo Borewell-16	8.11	0.06	< 0.01	< 0.003	368	153.95	295.99	1152
17	Piezo Borewell-17	7.65	0.06	< 0.01	< 0.003	340	157.95	149.02	940
18	Piezo Borewell-18	8.22	0.03	< 0.01	< 0.003	320	153.95	178.53	920
19	Piezo Near Fumer	7.44	0.02	< 0.01	< 0.003	372	155.95	180.67	918
20	Piezo Near Borrow pit	7.82	0.14	< 0.01	< 0.003	372	159.95	181.65	924
21	Piezo Near RO Reject Pond	8.43	0.04	< 0.01	< 0.003	372	163.95	182.72	926



Manisha Bhati
AGM- Environment
Chandaria Lead Zinc Smelter

Annexure - VII
HINDUSTAN ZINC LIMITED
Chandaria Lead Zinc Smelter
Piezometer Borewell Results
[Jan'26-Mar'26]


S. NO.	Location	pH	Zn	Pb	Cd	Hardness	Chloride	Sulphate	TDS
	Limit(IS: 10500)	6.5-8.5	5.0-15.0	0.01	0.003	200-600	250-1000	200-400	500-2000
1	Piezo Borewell-1	8.27	0.05	< 0.01	< 0.003	420	167.95	205.56	1048
2	Piezo Borewell-2	8.30	0.05	< 0.01	< 0.003	380	183.95	219.24	1040
3	Piezo Borewell-3	DRY							
4	Piezo Borewell-4	7.26	0.03	< 0.01	< 0.003	368	151.95	167.06	991
5	Piezo Borewell-5	8.14	0.06	< 0.01	< 0.003	392	185.95	179.90	1119
6	Piezo Borewell-6	8.20	0.04	< 0.01	< 0.003	400	177.95	141.13	1036
7	Piezo Borewell-7	8.14	0.03	< 0.01	< 0.003	408	175.95	189.52	1052
8	Piezo Borewell-8	7.72	0.04	< 0.01	< 0.003	396	189.94	283.84	1310
9	Piezo Borewell-9	8.03	0.07	< 0.01	< 0.003	484	223.92	310.57	1418
10	Piezo Borewell-10	8.25	0.15	< 0.01	< 0.003	380	173.95	328.10	1280
11	Piezo Borewell-11	8.28	0.06	< 0.01	< 0.003	392	213.94	285.36	1220
12	Piezo Borewell-12	8.25	0.15	< 0.01	< 0.003	380	173.95	328.10	1280
13	Piezo Borewell-13	8.28	0.06	< 0.01	< 0.003	392	213.94	285.36	1220
14	Piezo Borewell-14	7.71	0.05	< 0.01	< 0.003	392	165.95	192.42	962
15	Piezo Borewell-15	7.53	0.06	< 0.01	< 0.003	400	173.94	180.13	993
16	Piezo Borewell-16	7.98	0.08	< 0.01	< 0.003	384	167.95	322.90	1188
17	Piezo Borewell-17	7.26	0.05	< 0.01	< 0.003	312	143.95	134.10	914
18	Piezo Borewell-18	7.83	0.05	< 0.01	< 0.003	332	163.95	201.80	956
19	Piezo Near Fumer	DRY							
20	Piezo Near Borrow pit	7.63	0.16	< 0.01	< 0.003	380	171.95	200.17	972
21	Piezo Near RO Reject Pond	8.16	0.05	< 0.01	< 0.003	380	173.95	197.82	956



Manisha Bhati
AGM- Environment
Chandaria Lead Zinc Smelter

Annexure – VIII
HINDUSTAN ZINC LIMITED
Chanderia Lead Zinc Smelter
ACID PLANT MONITORING
[Oct'25–Mar'26]

Month → Location ↓	Parameters	Prescribed Limits	Oct'25	Nov'25	Dec'25	Jan'26	Feb'26	Mar'26
Acid Plant (Hydro -1)	SO ₂ (1Kg/T of H ₂ SO ₄ Production)	135 ppm	93.50	106.22	87.55	97.32	93.21	103.55
	Acid Mist	30 (mg/Nm ³)	29.53	19.3	29.62	28.74	27.28	18.4
Acid Plant (Hydro-2)	SO ₂ (1Kg/T of H ₂ SO ₄ Production)	135 ppm	102.85	106.07	100.04	91.19	84.06	103.85
	Acid Mist	30 (mg/Nm ³)	28.12	18.8	27.07	28.3	26.0	19.2
Acid Plant TGT (Pyro)	SO ₂ (2 Kg/T of H ₂ SO ₄ Production)	224 ppm	40.16	99.80	53.24	78.67	91.36	101.06
	Acid Mist	50 (mg/Nm ³)	24.81	16.5	28.04	27.94	27.52	17.9
Cansolve acid plant (Ausmelt)	SO ₂ (1 Kg/T of H ₂ SO ₄ Production)	111 ppm	75.39	63.01	74.22	86.93	89.57	61.21
	Acid Mist	30 (mg/Nm ³)	27.94	11.8	27.56	28.6	26.35	11.7



Manisha Bhati
AGM- Environment
Chanderia Lead Zinc Smelter

Annexure - IX
HINDUSTAN ZINC LIMITED
Chanderia Lead Zinc Smelter
Ambient Air Quality (CAAQM) Report

Direction West	CAAQMS NO.1 (Near C1 Office)							
	LOCATION							
	Parameter	Standard of AAQ [24 hrs.]	Oct'25	Nov'25	Dec'25	Jan'26	Feb'26	Mar'26
	PM 2.5	60	28.10	41.93	39.55	27.14	17.49	10.86
	PM 10	100	50.17	61.76	56.78	50.23	48.16	41.44
	SO _x	80	8.15	7.05	9.25	8.79	8.96	10.07
	NO _x	80	19.78	30.70	30.17	16.22	27.14	15.80
	CO	4	0.68	0.87	1.10	0.82	0.91	0.97
	Remarks							

Direction East	CAAQMS NO.2 (DM Plant – CPP)							
	LOCATION							
	Parameter	Standard of AAQ [24 hrs.]	Oct'25	Nov'25	Dec'25	Jan'26	Feb'26	Mar'26
	PM 2.5	60	23.53	30.47	25.65	27.00	22.84	18.44
	PM 10	100	39.85	53.39	48.26	46.05	43.28	52.10
	SO _x	80	11.24	11.94	12.93	14.73	19.91	29.03
	NO _x	80	15.53	32.00	38.63	25.02	30.10	35.28
	CO	4	0.95	0.82	0.73	0.92	0.62	0.80
	Remarks							


Direction South	CAAQMS NO.3 (Chittorgarh Fort)							
	LOCATION							
	Parameter	Standard of AAQ [24 hrs.]	Oct'25	Nov'25	Dec'25	Jan'26	Feb'26	Mar'26
	PM 10	100						
	SO _x	80						
	NO _x	80						
			NA					

Direction
North

CAAQMS NO.4 (Pond No 1)							
LOCATION							
Parameter	Standard of AAQ [24 hrs.]	Oct'25	Nov'25	Dec'25	Jan'26	Feb'26	Mar'26
PM 2.5	60	24.97	21.86	15.18	19.80	21.92	11.44
PM 10	100	36.11	60.05	47.73	39.76	54.92	54.03
SO _x	80	26.08	23.53	21.03	31.52	18.12	28.93
NO _x	80	25.84	25.71	24.26	22.99	24.55	26.62
CO	4	0.71	0.41	0.51	0.48	1.21	0.73
Remarks							

Direction
North

CAAQMS NO.5 (Railway Yard)							
LOCATION							
Parameter	Standard of AAQ [24 hrs.]	Oct'25	Nov'25	Dec'25	Jan'26	Feb'26	Mar'26
PM 2.5	60	28.24	36.97	26.72	28.24	23.06	19.38
PM 10	100	44.87	64.12	41.37	40.97	42.29	31.56
SO _x	80	8.32	7.24	16.05	15.34	13.21	40.32
NO _x	80	7.40	11.05	16.22	17.79	16.99	24.37
CO	4	0.83	1.08	0.55	0.52	0.64	0.45



Manisha Bhati
AGM- Environment
Chandaria Lead Zinc Smelter

Annexure – X
HINDUSTAN ZINC LIMITED
Chandera Lead Zinc Smelter
Ambient Air Quality Monitoring Results (Inside Plant)
Quarterly Monitoring [Oct'25–Dec'25]

Name of Monitoring Station	Parameters					
	PM (2.5)	PM (10)	Lead (Pb)	CO	NO ₂	SO ₂
Limit	60 µg/m³	100 µg/m³	1.0µg/m³	2000 µg/m³	80 µg/m³	80 µg/m³
Near CISF Colony C1	50.1	76.5	0.38	1145	15.8	9.1
Near LOCO Shed C2	50.0	81.3	0.39	1489	29.0	17.0
Near Slag Gate	52.0	84.8	0.42	1260	25.9	12.7
Near CPP DM Plant	50.1	76.5	0.36	1145	15.8	9.1

Ambient Air Quality Monitoring Results
Quarterly Monitoring [Jan'26 - Mar'26]

Name of Monitoring Station	Parameters					
	PM (2.5)	PM (10)	Lead (Pb)	CO	NO ₂	SO ₂
Limit	60 µg/m³	100 µg/m³	1.0µg/m³	2000 µg/m³	80 µg/m³	80 µg/m³
Near CISF Colony C1	41.3	69.6	0.20	1031	14.5	8.8
Near LOCO Shed C2	46.7	76.2	0.35	1260	22.4	15.2
Near Slag Gate	48.2	80.6	0.41	1031	20.5	12.3
Near CPP DM Plant	39.4	66.0	0.33	916	16.5	10.2



Manisha Bhati
 AGM- Environment
 Chandera Lead Zinc Smelter

HINDUSTAN ZINC LIMITED
CHANDERIA LEAD ZINC SMELTER
Ambient Air Quality Monitoring Report (Outside Plant)
Quarterly Monitoring [Oct'25–Dec'25]

Name of Monitoring Station	Parameters					
	PM (2.5)	PM (10)	Lead (Pb)	CO	NO ₂	SO ₂
Limit	60 µg/m³	100 µg/m³	1.0µg/m³	2000 µg/m³	80 µg/m³	80 µg/m³
Putholi	45.3	70.1	0.16	1031	11.0	8.6
Munga Ka Khera	41.0	61.5	< 0.10	802	12.5	7.4
Nagari	35.5	60.6	< 0.10	916	10.6	7.8
Billiya	42.8	70.3	0.18	1031	11.3	9.0
Ajoliya Ka Khera	23.9	65.4	< 0.10	687	12.5	7.4
Anwalhera	28.5	54.2	< 0.10	802	11.8	7.1
Zinc Nagar	51.0	78.7	0.25	1145	14.9	9.2

Quarterly Monitoring [Jan'26 - Mar'26]

Name of Monitoring Station	Parameters					
	PM (2.5)	PM (10)	Lead (Pb)	CO	NO ₂	SO ₂
Limit	60 µg/m³	100 µg/m³	1.0µg/m³	2000 µg/m³	80 µg/m³	80 µg/m³
Putholi	43.0	74.0	0.15	916	12.3	8.5
Munga Ka Khera	34.3	58.6	< 0.1	802	10.2	6.7
Nagari	30.9	50.4	< 0.1	802	8.4	6.6
Billiya	38.1	64.5	< 0.1	916	11.0	7.4
Ajoliya Ka Khera	30.2	59.6	< 0.1	802	9.5	6.3
Anwalhera	33.1	56.6	< 0.1	687	9.4	7.0
Zinc Nagar	43.0	72.6	< 0.20	1031	20.1	12.0




Manisha Bhati
AGM- Environment
Chandaria Lead Zinc Smelter

Annexure - XI
HINDUSTAN ZINC LIMITED
Chandera Lead Zinc Smelter
Ambient Noise Monitoring Results
[Oct'25 - Dec'25]

S.No.	Testing Protocol	Parameters/ Unit	Point of Collection	Observed Value (L eq)	
				Day - 75	Night - 70
			Noise Standard(dB)		
1	IS 9989-1981 (RA 2014)	Noise Level (dB)	Near CISF Colony C1	59.8	45.1
2	IS 9989-1981 (RA 2014)	Noise Level (dB)	Near Loco shed C2	68.1	55.8
3	IS 9989-1981 (RA 2014)	Noise Level (dB)	Near Slag gate	65.3	53.9
4	IS 9989-1981 (RA 2014)	Noise Level (dB)	Near CPP DM Plant	71.6	68.2

[Jan'26 - Mar'26]

S.No.	Testing Protocol	Parameters	Point of Collection	Observed Value (L eq)	
				Day- 75	Night - 70
			Noise Standard(dB)		
1	IS 9989-1981 (RA 2014)	Noise Level (dB)	Near CISF Colony C1	63.6	52.0
2	IS 9989-1981 (RA 2014)	Noise Level (dB)	Near Loco shed C2	64.4	58.2
3	IS 9989-1981 (RA 2014)	Noise Level (dB)	Near Slag gate	60.1	51.7
4	IS 9989-1981 (RA 2014)	Noise Level (dB)	Near CPP DM Plant	72.4	64.5



Manisha Bhati
AGM- Environment
Chandera Lead Zinc Smelter

Annexure-XII

Hindustan Zinc Limited


Chanderya Lead Zinc Smelter

Online emission monitoring report [Monthly average]

S. No	Month	Pyro Sinter- Main- PM (mg/Nm ³)	Pyro Sinter- Venturi- PM (mg/Nm ³)	Pyro Crusher- Main- PM (mg/Nm ³)	Pyro Crusher- Venturi- PM (mg/Nm ³)	Pyro ISF-PM (mg/Nm ³)
1	October -2025	3.94	20.44	12.05	9.31	37.25
2	November-2025	0.86	24.87	11.9	9.28	52.24
3	December-2025	0.11	24.12	15.98	9.32	22.28
4	January -2026	0.01	29.57	29.87	9.01	54.68
5	February -2026	8.85	33.63	52.46	12.42	85.18
6	March-2026	12.67	27.48	35.3	12.91	60.08
7	Prescribed Standards	0-100	0-100	0-100	0-100	0-100

S. No	Month	Pyro ZRP Main-PM (mg/Nm ³)	Pyro ZRP Fume-PM (mg/Nm ³)	Pyro LRP Main-PM (mg/Nm ³)	Pyro LRP Cu Dross-PM (mg/Nm ³)	Pyro TGT- SO ₂ (ppm)
1	October -2025	23.66	8.67	27.46	13.23	109.23
2	November-2025	17.35	10.58	29.53	8.93	119.34
3	December-2025	16.93	55.12	32.83	7.33	128.39
4	January -2026	15.99	37.38	32.44	7.31	142.06
5	February -2026	28.9	25.41	11.57	10.34	129.97
6	March-2026	25.02	13.5	11.73	9.92	166.29
7	Prescribed Standards	0-100	0-100	0-100	0-100	0 - 224

**Pyro CRP Milling plant is not in operation.



Manisha Bhati

AGM- Environment

Chanderya Lead Zinc Smelter

Annexure-XII

Hindustan Zinc Limited

Chanderiya Lead Zinc Smelter

Online emission monitoring report [Monthly average]

S. No	Month	H1-ZD- PM (mg/Nm ³)	H1-ZA- PM (mg/Nm ³)	H1-ZMF 1- PM (mg/Nm ³)	H1-ZMF 2- PM (mg/Nm ³)	H1-AP-SO ₂ (ppm)
1	October -2025	10.83	4.64	10.24	13.06	95.83
2	November-2025	14.31	4.46	9.08	15.7	90.62
3	December-2025	55.63	5.11	9.32	12.35	89.47
4	January -2026	5.91	8.83	9.44	8.69	85.69
5	February -2026	6.45	3	15.75	11.09	84.07
6	March-2026	11.74	5.54	11.21	19.67	86.91
7	Prescribed Standards	0 - 30	0 - 30	0 - 30	0 - 30	0 - 135

S. No	Month	H2-ZD- PM (mg/Nm ³)	H2-ZA- PM (mg/Nm ³)	H2-ZMF-1- PM (mg/Nm ³)	H2-ZMF-2- PM (mg/Nm ³)	H2-AP-SO ₂ (ppm)	CPP Coal Crusher-PM (mg/Nm ³)
1	October -2025	0.46	2.96	3.77	2.73	74.11	5.31
2	November-2025	0.67	3.36	4	2.75	70.08	4.84
3	December-2025	0.68	3.07	3.64	3.56	64.48	0.31
4	January -2026	6.62	3.01	3.62	10.85	57.64	0.37
5	February -2026	0.79	8.38	9.2	7.99	68.39	1.3
6	March-2026	0.64	5.2	14.13	7.69	69.15	1.24
7	Prescribed Standards	0 - 30	0 - 30	0 - 30	0 - 30	0 - 135	0 - 50



Manisha Bhati

AGM- Environment

Chanderiya Lead Zinc Smelter

Annexure-XII


Hindustan Zinc Limited

Chanderiya Lead Zinc Smelter

Online emission monitoring report [Monthly average]

S. No	Month	CPP_UNIT -1&2-PM (mg/Nm ³)	CPP_UNIT 1&2-SO ₂ (mg/Nm ³)	CPP_UNIT -1&2-NO _x (mg/Nm ³)	CPP_UNIT -3-PM (mg/Nm ³)	CPP_UNIT -3-SO ₂ (mg/Nm ³)	CPP_UNIT -3-NO _x (mg/Nm ³)
1	October -2025	23.57	634.35	202.45	21.36	278.32	239.9
2	November-2025	26.19	898.37	200.58	16.59	334.87	103.99
3	December-2025	31.56	774.48	219.28	17.98	528.54	176.82
4	January -2026	21.24	716.97	234.49	26.05	687.03	255.24
5	February -2026	29.8	639.6	181.71	32.15	694.32	209
6	March-2026	34.17	548.74	137.67	29.69	845.58	224.91
7	Prescribed Standards	0 - 50	0-600	0 - 450	0 - 50	0 - 600	0 - 450

S. No	Month	CPP UNIT_1_2-Mercury (ug/m ³)	CPP UNIT_3-Mercury (ug/m ³)
1	October -2025	0	3.57
2	November-2025	0	3.15
3	December-2025	0	5.83
4	January -2026	0	6.14
5	February -2026	0	4.63
6	March-2026	0	4.39
7	Prescribed Standards	0 - 30	0 - 30
8	Remarks	Analyser is under maintenance	--



Manisha Bhati

AGM- Environment

Chandaria Lead Zinc Smelter

Annexure-XIII

Hindustan Zinc Limited

Chanderiya Lead Zinc Smelter

Online effluent monitoring report [Monthly average]

S. No	Month	ETP1-Flow (m ³ /hr)	ETP1-TSS (ppm)	ETP1-pH (pH)	ETP2-Flow (m ³ /hr)	ETP2-TSS (ppm)	ETP2-pH (pH)	FDD-Flow Meter (m)
1	October -2025	0	56.11	7.88	0	23.87	6.36	0
2	November-2025	0	40.12	7.77	0	21.19	6.35	0
3	December-2025	0	52.99	7.75	0	18.98	6.38	0
4	January -2026	0	54.5	6.86	0	24.77	6.32	0
5	February -2026	0	48.64	5.04	0	28.29	6.78	0
6	March-2026	0	43.68	6.81	0	11.53	6.83	0
7	Prescribed Standards	0 - 100	0 - 100	5.5 - 9	0 - 100	0 - 100	5.5 - 9	0 - 100



Manisha Bhati

AGM- Environment

Chanderiya Lead Zinc Smelter

Energy Carbon Management Plan



Document No.- CLZS/ECMP/2025-26/01



Chanderiya Lead Zinc Smelter Complex

Hindustan Zinc Limited

Chanderiya, Chittorgarh, Rajasthan



This is Intellectual Property of HZL-CLZS.

No part there of shall be reproduced without prior permission from the Location Head, CLZS.

	HINDUSTAN ZINC LIMITED CHANDERIYA LEAD ZINC SMELTER	
Energy & Carbon Management Plan	Issue No.: 09	Issue Date: 01.01.2025
	Rev No.: 01	Rev Date: 15.07.2025

Contents

- 1. Introduction of CLZS Plant**
- 2. Greenhouse Gas management**
 - 2.1 Context and drivers
 - 2.2 Vision
 - 2.3 Objectives and strategy
- 3. Emissions baseline and projections**
 - 3.1 Scope
 - 3.2 Baseline
 - 3.3 Emissions Since FY 2019-20
 - 3.4 Targets
- 4. Implementation Plan**
 - 4.1 Emission reduction opportunities
 - 4.2 Energy and fuel saving projects past and ongoing.
- 5. GHG Reduction Measures:**
- 6. Knowledge, Awareness and Communication**
- 7. Legal and Other Requirements**
- 8. Review**



	HINDUSTAN ZINC LIMITED CHANDERIYA LEAD ZINC SMELTER	
Energy & Carbon Management Plan	Issue No.: 09	Issue Date: 01.01.2025
	Rev No.: 01	Rev Date: 15.07.2025

Foreword - CLZS Energy Carbon Management Plan

Chanderiya Smelting Complex is the largest Zinc producing plant in India where zinc can be produced using pyro metallurgical or hydrometallurgical processes, depending on the type of concentrate used as charge. Coal and Coke are the main inputs which are responsible for GHG emissions. A lot of amounts of heat and flue gases are generated in different processes of zinc manufacturing. There is high scope in utilizing the heat and flue gases to reduce the energy consumption in turn GHG gas emissions. Lot of work has been done and many projects have been completed in last few years for Energy saving, utilization of heat of gases. Still there is scope in utilizing heat and reduction in energy consumption. In 2023-24 the total emissions were 2331303 tCO₂e and specific emissions 3.72 tCO₂e per ton of metal. In 2024-25 the total emissions were increased to 2450886 tCO₂e and specific emissions of 3.84 tCO₂e per ton of metal. In the financial year FY'25 total emission and specific emissions increased due to higher reliance on CPPs and sustainable projects energy consumption like fumer plant.

CLZS has taken a target of reduction in scope 1 and 2 emissions against its 2019-20 baseline by 50% by 2029-30 in terms of absolute emissions. This is a reduction of tCO₂e against the baseline 2248975 tCO₂e. CLZS will be able to achieve this target well before the target completion date.

We will also seek further reduction in our scope 3 emissions, though Scope 3 is managed at corporate level to avoid double accounting between sister units.

	HINDUSTAN ZINC LIMITED CHANDERIYA LEAD ZINC SMELTER	
Energy & Carbon Management Plan	Issue No.: 09	Issue Date: 01.01.2025
	Rev No.: 01	Rev Date: 15.07.2025

1. INTRODUCTION OF CLZS PLANT

HZL manufactures zinc as its main product at its Chanderiya smelting unit in Rajasthan. Zinc smelting is the process of converting zinc concentrates into pure zinc. Zinc can be produced using pyro metallurgical or hydrometallurgical processes, depending on the type of concentrate used as a charge. HZL had only a pyro process-based manufacturing unit (commissioned in 1991) till 2005 - when a unit based on the hydrometallurgical process was commissioned.

The facility went through another capacity addition with the commissioning of another unit in 2007, a zinc smelter (based on hydro process). The total installed capacity at Chanderiya smelting unit is 6,09,000 tons per annum (TPA) of refined zinc. The refined Lead capacity is 95,000 tons per annum.

The total 290 MW capacity coal base thermal power plant, 22.3 MW WHRB and 0.91MW solar plants installed to fulfill the requirement of the in-house demand.



2. GREENHOUSE GAS MANAGEMENT

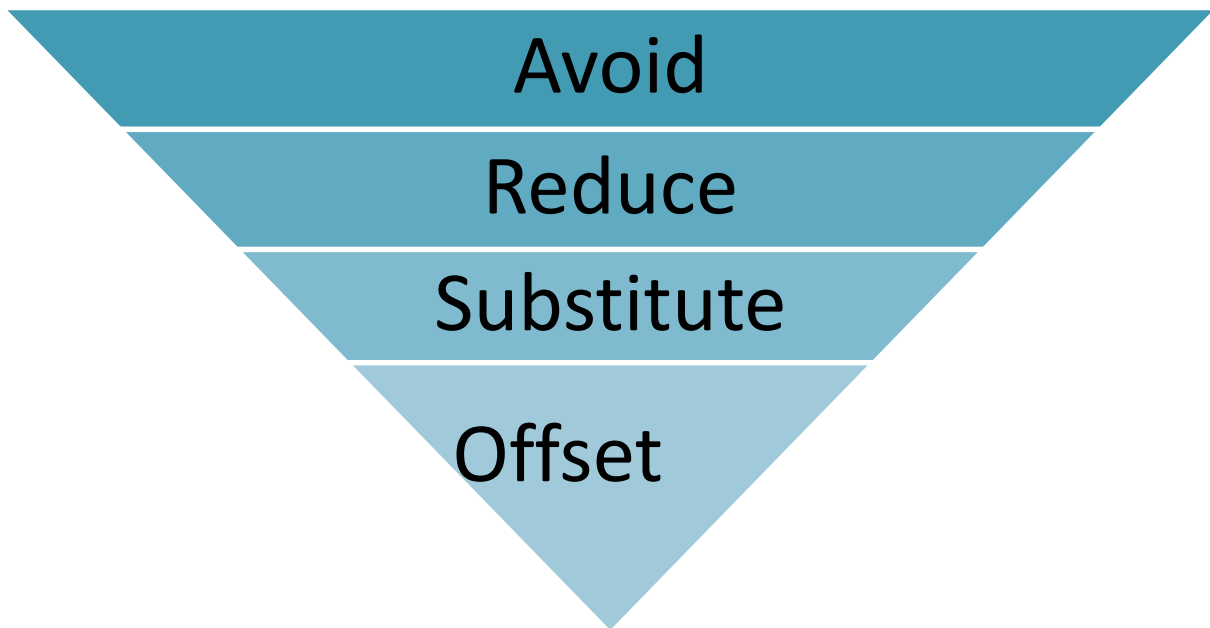
2.1 Context and drivers

We are focussed on accelerating actions to lower carbon emissions generated during our operations. Our environment conservation efforts are driven by a strategic thrust on minimising and mitigating our impact on water, land, air quality, climate, and biodiversity. We are also committed to building harmonious relations with our stakeholders, to reduce the environmental footprint of our operations by deploying resource management systems and controls.

This management plan identifies the organization’s current carbon emissions and a logical series of technical and managerial steps that must be taken to arrive at the required reduction target.

Avoiding use of fossil fuels and reducing dependency on them shall play a vital role in our net zero journey, substituting the conventional energy use by renewable energy and offsetting the greenhouse gas being emitted by sequestering techniques such as afforestation.

	HINDUSTAN ZINC LIMITED CHANDERIYA LEAD ZINC SMELTER	 HINDUSTAN ZINC Zinc & Silver of India
Energy & Carbon Management Plan	Issue No.: 09	Issue Date: 01.01.2025
	Rev No.: 01	Rev Date: 15.07.2025



- A wide range of programs, regulations and guidance now exist that encourage all sectors of society to reduce carbon emissions like REC and RPO.
- In line with becoming a sustainable business organization we have to reduce our energy consumption and continuously move conventional energy sources to renewable energy sources. It has to be noted that carbon management shall yield financial savings too and can be achieved by using techniques such as utilizing waste heat i.e WHRS.
- We believe that measures aimed at reduction of GHG emissions have the potential for Energy & Climate Change reduction and CLZS acts as a leader for other units of HZL in delivering carbon emission reductions.
- We understand the reputational risk associated with energy & climate change and GHG emissions and hence we are determined to reduce our emissions and strive towards a net zero journey by 2050 as envisaged by HZL.
- A target is set for HZL to reduce Scope 1 and 2 total emissions 50 % by FY2030 against a 2019-20 baseline.
- Long term rises in utility costs would increase CLZS's operating costs. Thus, it is important to analyze opportunities for increased efficiency in the use of energy.
- CLZS should discharge its corporate responsibility, in part by contributing to HZL targets to reduce Green House Gas emissions.



HINDUSTAN ZINC

Energy & Climate Change Policy

Purpose:

Hindustan Zinc Limited is committed to minimizing the impact of climate change on its own business as well as on the environment and society. We aim to collaborate with stakeholders to drive timely, meaningful action on climate change.

This Energy & Climate Change policy shall help us to define, strategize, plan, and implement essential roadmap, towards achieving climate goals. This policy is forward looking and sets an energy and climate vision for businesses across the Hindustan Zinc Limited.

Scope:

This policy is applicable to all Hindustan Zinc Limited business units, including subsidiaries, joint ventures, and acquisitions, managed sites, licensees, outsourcing partners, corporate offices, and research facilities. This policy is also applicable to all Hindustan Zinc Limited employees, contractor employees, business partners, suppliers, and others with whom Hindustan Zinc does business.

In addition, this policy is applicable throughout the operational lifecycle of the projects and mines, covering stages from exploration and planning to evaluation, operation, and closure. Furthermore, it extends to upstream and operations, including the distribution, logistics, and sale of products and services up to the customer.

Objectives of the Energy & Climate Change Policy:

Hindustan Zinc will strive to:

- ✦ Adopt and maintain global best practices on climate and energy management and minimizing greenhouse gas (GHG) emissions throughout our operations, including:
 - comply with local and national regulations
 - aligning with the overall objectives of the Paris Agreement
 - measuring energy usage and greenhouse gas emissions (Scope 1 & 2) across all operations and geographies and maintain year-on-year efforts to reduce energy consumption and GHG emissions through introducing renewable energy wherever possible.
 - measuring and disclosing greenhouse gases emissions (Scope 3) across the entire value chain-including upstream and downstream emissions.
 - defining energy and GHG reduction roadmap in alignment with Hindustan Zinc's commitment to become a net zero carbon business by 2050.
- ✦ Conduct risk assessments to understand the impact of climate change on the business under different scenarios and time periods.
- ✦ Integrate climate change considerations into our strategic approach, financial planning and analyzing the climate-related risks and opportunities (both physical and transition).
- ✦ Adapt and futureproof our facilities to the physical risks of climate change and to achieve an orderly transition to a world in which GHG emissions are constrained.
- ✦ Include the adoption of carbon pricing or similar mechanisms into our investment decision-making.
- ✦ Promote, engage, and invest in energy consumption reduction projects including energy conservation, energy efficiency, fuel switch and clean energy and maximize benefits from energy by waste recovery.
- ✦ Foster research and innovation techniques within our operations leading to optimal utilization of resources which continuously improve the efficiency of operations, minimizing energy consumption and resource use.
- ✦ Report GHG emissions, climate trajectory scenario analysis and climate change risk analysis on yearly basis in alignment with internationally recognized protocols (like Taskforce on Climate Financial Disclosure – TCFD and CDP) and work closely with other stakeholders to reduce energy consumption and carbon intensity.
- ✦ Communicate our approach and achievements actively to stakeholders, and work closely with national and global policy makers to encourage effective and equitable abatement policies within the sectors of our operation.
- ✦ Support joint efforts by the private and public sectors to reduce the impacts of climate change.
- ✦ Collaborate with our employees, wider communities, business partners, customers, and other stakeholders to achieve our commitment to energy and greenhouse gas emission reduction.
- ✦ Engage with relevant stakeholders in building capacity and capability to identify and proactively manage climate related risk and opportunity.
- ✦ Encourage and influence our business partners including supply chain to adopt energy conservation practices, set energy and climate targets and report on their practices.
- ✦ Review the performance against the policy on a periodic basis to ensure management of energy & climate change as per our objectives including the sharing of good practices throughout the organization and stakeholders.

Responsibility & Review:

This policy is part of our Sustainability Framework, and each Hindustan Zinc Limited business unit shall implement this policy. Our CEO will be accountable for controlling and setting the policy, and the Executive Committee are responsible for the full implementation of the policy and associated standards. The Board ESG committee will review this policy annually and recommend appropriate revisions to the Board as may deem necessary.



Related additional policies: Environmental Policy, Biodiversity Policy, Water Policy.

Date: 05th June, 2025

Arun Misra
Arun Misra
CEO & Whole Time Director, HZL



www.hzllindia.com

	HINDUSTAN ZINC LIMITED CHANDERIYA LEAD ZINC SMELTER	
Energy & Carbon Management Plan	Issue No.: 09	Issue Date: 01.01.2025
	Rev No.: 01	Rev Date: 15.07.2025



2.2 VISION:

The vision will be achieved through implementation of the measures outlined in the Energy & Carbon Management Plan. We envisage a low-carbon environment in which:

- Adopt and maintain global approaches on carbon and energy management to reduce our specific greenhouse gas emissions throughout our operations, including:
 - Measuring our direct energy usage and carbon emissions and maintaining our year-on-year efforts to reduce energy consumption across our operations.
 - Defining specific energy and carbon reduction targets, seeking to achieve substantial decarbonization of our business by 2050.
 - Maximising the benefits of process improvements and technology advancements.
 - Integrating climate change considerations into our strategic approach, including the adaptation of carbon pricing or similar mechanisms into our investment decision-making.
 - Inducting Renewable energy and reduce dependency on conventional energy
 - Introduce Electric vehicles
- Extend our approach to reporting carbon emissions in compliance with internationally recognised protocols.
- Invest in clean energy and energy recovery projects.
- Engage with stakeholder and provide for adaption to future-proof our business.
- Communicate our approach and achievements actively to stakeholders and work closely with policymakers to encourage effective and equitable abatement policies within our sectors of operation.
- Consider carbon emissions for our project and R&D investments in line with Vedanta's sustainable development commitments.

2.3 Objectives and strategy

This Energy and Carbon Management Plan is prepared for achieving the targeted emission reduction at CLZS. The ECMP is also made in line with Energy and Climate Change Management policy of HZL. Energy and carbon plan reviews are being carried out once a year.

	HINDUSTAN ZINC LIMITED CHANDERIYA LEAD ZINC SMELTER	
Energy & Carbon Management Plan	Issue No.: 09	Issue Date: 01.01.2025
	Rev No.: 01	Rev Date: 15.07.2025

The strategic objectives of the ECMP are to:



- Evaluate opportunities to improve energy efficiencies or implement lower emissions sources.
- Achieve science based GHG emission targets through impactful actions.
- Reduce carbon footprint by enhancing renewable energy portfolio.
- Set challenging but achievable carbon reduction targets over the medium and long term.
- Develop systems to ensure that accurate data and reporting tools are available.
- Measure the Company’s performance against milestones and report to all stakeholders.
- Sonority of approach with the HZL’s policy framework, particularly the Energy and Climate change management policy.
- Plays important role in achieving HZL’s targets.
- Achieve reduction in cost of product.

Net Zero Strategy

- Our net zero strategy is in line with Reducing fossil fuel-based energy use in our operations by using innovative energy efficiency technologies and process optimization.
- Shifting to renewables and/ or low-carbon solutions where possible.
- Replace diesel fueled transportation vehicles with Electric vehicles, install Hydrogen or Electric/ Induction Furnaces, enhance our carbon Capture, Storage and Utilization capacity etc.

CLZS Scope 1, 2 and 3 emissions contributing factors (source) are as follows:

Scope 1 – Direct emissions
Fuel burnt (Coal, Biomass, LDO/ HSD/LSHS) at CPP for generation of electricity
Solid Fuels burnt (Coke) at PYRO – for Process
Propane/PNG at Pyro, Hydro-1 and Hydro-2 for process
LDO/HSD/LSHS at Pyro, Hydro-1 and Hydro-2 for process
Diesel at DG sets (production of electricity in emergency)
Scope 2 – Indirect Emissions associated with the use of purchased electricity

	HINDUSTAN ZINC LIMITED CHANDERIYA LEAD ZINC SMELTER		
	Energy & Carbon Management Plan	Issue No.: 09 Rev No.: 01	

Electricity purchased from AVVNL, IEX
Scope 3 – Indirect emissions
Category 1 - Purchased Goods and Services
Category 3 - Fuel and energy-related activities
Category 4 - Upstream transportation and distribution
Category 5 - Waste generated in Operations
Category 6 - Business travel
Category 7 - Employee commuting
Category 9 - Downstream transportation and distribution
Category 10 - Processing of sold products
Category 12 - End-of-life treatment of sold products

3. EMISSIONS BASELINE AND PROJECTIONS

3.1 Scope



CLZS's initial Energy and Carbon Management Strategy and Implementation Plan focused on energy, Fossil fuel and coal used, Utilization of waste heat and flue gases, reduction in energy of Cell house, Sinter and Refinery. However, this new plan extends the scope to include all areas of CLZS complex.

3.2 Baseline

We have calculated that our Scope 1 and 2 emissions in 2019-20 as

Scope	2019-20	
Scope 1 (tCO ₂ e)	2206921	98.13%
Scope 2 (tCO ₂ e)	42054	1.87%
Total emission (tCO₂e)	2248975	

CLZS's carbon emissions in FY 2019-20 were reported 2206921 tCO₂e in scope1 and 42054 tCO₂e in Scope 2. This had been taken as the base line.

	HINDUSTAN ZINC LIMITED CHANDERIYA LEAD ZINC SMELTER		
	Energy & Carbon Management Plan	Issue No.: 09 Rev No.: 01	

3.3 Emissions from FY 2019-20

The table below indicates the Scope 1 and 2 emissions being produced across the entire CLZS. The emissions have been calculated on a power and fuel consumption basis.

Scope	2019-20	2020-21	2021-22	2022-23	2023-24	2024-25
Scope 1 (tCO ₂ e)	2206921	2217395	2040810	1757142	2285384	2406805
Scope 2 (tCO ₂ e)	42054	65145	186152	388758	45919	44081
Total emission (tCO₂e)	2248975	2282540	2226962	2145900	2331303	2450886
Production (MT)	552049	581814	590635	623910	627473	638366
Per ton product emission (tCO ₂ e/ton)	4.07	3.92	3.77	3.44	3.72	3.84



GHG emission Plant wise: -

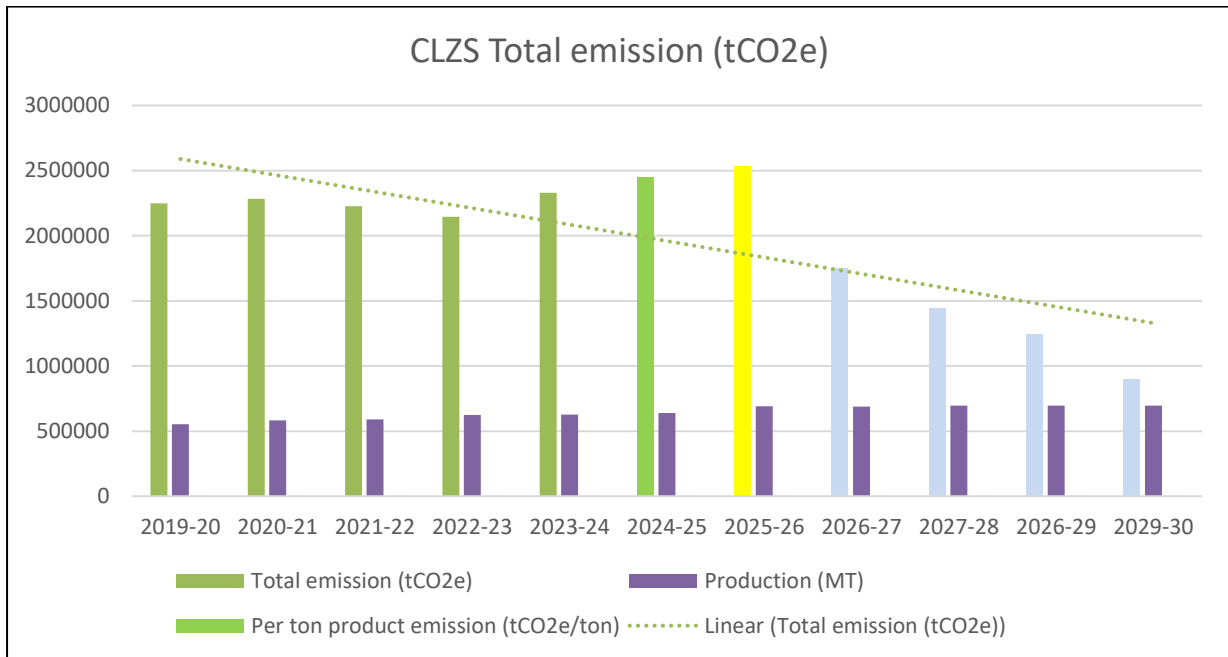
Plant	2019-20	2020-21	2021-22	2022-23	2023-24	2024-25
CPP (tCO ₂ e)	160463	162555	144285	121844	154048	155595
Hydro 1 (tCO ₂ e)	843749	928337	880423	855555	893164	912771
Hydro 2 (tCO ₂ e)	870731	921012	892316	853908	930031	923061
Pyro (tCO ₂ e)	333464	283820	343633	395138	391952	423808
Fumer (TCO ₂ e)	-	-	-	-	-	124869

3.4 Targets

A target is set for HZL to reduce scope 1 and 2 absolute emissions by 50 % by 2029-30 against 2019-20 baseline. In line with the same the target of CLZS is set to reduce the Scope 1 and 2 absolute emissions more than 50 % by 2029-30 against 2019-20 baseline.

Scope	2019-20	2020-21	2021-22	2022-23	2023-24	2024-25	2025-26	2026-27	2027-28	2026-29	2029-30
Total emission (tCO ₂ e)	2248975	2282540	2226962	2145900	2331303	2450886	2530879	1753647	1443912	1240472	897078
Production (MT)	552049	581814	590635	623910	627473	638366	690133	687000	695000	695000	695000
Per ton product emission (tCO ₂ e/ton)	4.07	3.92	3.77	3.44	3.72	3.84	3.67	2.55	2.08	1.78	1.29

	HINDUSTAN ZINC LIMITED CHANDERIYA LEAD ZINC SMELTER	
Energy & Carbon Management Plan	Issue No.: 09	Issue Date: 01.01.2025
	Rev No.: 01	Rev Date: 15.07.2025



Achievement till 2024-25: -

In FY 24-25 the total emissions increased by 5.15% and we have increased specific emissions from 3.72 tCO₂e/MT to 3.84 tCO₂e/MT, this increase is due to due to higher reliance on CPPs and sustainable projects energy consumption like fumer plant. Now we need to put more focus on reduction of emissions to achieve the set target. We will also seek to further assess and reduce our scope-3 emissions.



In calculating progress towards this target on an annual basis, benchmarking will need to consider the following statistics for each year.

Changes in these statistics will need to be considered in the calculation of percentage change in CO₂ emissions. It is considered that growth in these areas is likely to result in an increase in energy consumption and carbon emissions.

Scope 3 Emissions

At HZL Scope 3 calculation is carried out at corporate level for all sites (Mines/ Smelters). However, at CLZS Scope 3 data for reference purpose maintained in consultation with Corporate Team. No calculation carried out at site level to avoid double counting of data.

4. IMPLEMENTATION PLAN

	HINDUSTAN ZINC LIMITED CHANDERIYA LEAD ZINC SMELTER		
	Energy & Carbon Management Plan	Issue No.: 09 Rev No.: 01	

4.1 Emission Reduction Opportunities


The purpose of this section of the plan is to list and priorities all the opportunities identified for carbon emissions & energy savings and sustainable practices which have been collected from suggestions made during brainstorming/ review/ discussion to producing project opportunities that would either directly or indirectly reduce the carbon emissions from CLZS.

4.2 Energy and fuel saving projects past and ongoing

CLZS has been very active in the field of utility conservation for a long time. Many energy conservation and fuel saving projects have been done and are in progress too.



Following carbon and energy emission reduction project, we have implemented on site in FY 2024-25.

S.N.	Project Details	Actual Energy saving (GJ)	Emission Reduction tCO2e
1	Automation of streetlights with LDR in CPP	19	5
2	Occupancy sensor installation in all MCC's in CPP	3	1
3	Fills pack replacement in CPP	5	1
4	Unit 2 BFP 2B ARC valve Passing arresting work	777	209
5	Unit 1 & 2 furnace leakage arresting	1268	342
6	Replacement of Hygiene Fan 3 with energy efficient fan for Hygiene improvement and Power saving.	335	90
7	Introduction of Energy efficient pump for BP slurry handling (Hose Pump)	59	16
8	Introduction of Energy Efficient Motor in ISF Condenser Pb Pumps	36	10
10	WAL 20 and 21 pump flow to be maintained with one pump	276	74
	Total	2778	749

	HINDUSTAN ZINC LIMITED CHANDERIYA LEAD ZINC SMELTER	
	Energy & Carbon Management Plan	

Following carbon and energy emission reduction project is projected for FY 25-26

S.N.	Project Details	Actual Energy saving (GJ)	Emission Reduction tCO2e
1	Unit-3 boiler air preheater basket replace	421	113
2	BFP Cartridge replacement in BFP-2A	564	152
3	Fills Pack Replacement in Cooling tower	20508	1872
4	Unit 1 BFP 1A power reduction	2686	724
5	CPP Instrument Air Compressor power consumption	446	120
6	Power reduction by taking VAM Chiller online	119	32
7	Reduction in power consumption of PH & PC transfer pumps	519	140
8	To reduce Propane consumption from 2.83 Kg/Mt to 2.6 Kg/Mt of ingot in M&C-1	1684	454
9	Reduction in power consumption of Screw Compressors	605	163
10	To reduce ideal running of Zn dust conveying system	173	47
11	Reduction in power consumption of Centre Air compressor	259	70
12	To increase STG power generation in Roaster-1	243	65
13	To reduce specific power consumption of MC-2 by 5%	1887	508
14	To Reduce LDO/LSHS consumption in Roaster-1	7398	1993
15	Reduction in sp. LDO consumption from 91 Ltr/Mt to 85 Ltr/MT (Ausmelt)	12588	889
16	Replacement of 1st stage rotor motors from IE 2 type 2 IE 3	78000	21017
17	Reduction in power consumption in column ventilation system of ZRP by 13%	14000	3772
	Total	142100	32132

	HINDUSTAN ZINC LIMITED CHANDERIYA LEAD ZINC SMELTER	
Energy & Carbon Management Plan	Issue No.: 09	Issue Date: 01.01.2025
	Rev No.: 01	Rev Date: 15.07.2025

5. GHG Reduction measures

Few of the things which could be done to reduce GHG emissions at CLZS are categorized under the following heads i.e., Behavioral Measure, Efficiency Measures, Fuel Replacement Measures and Long-Term Measures.

Governance

We have established Energy and carbon management Team, who looks after governance for energy conservation and continual improvement in energy and carbon management. The committee plays a strategic role in all business decisions to ensure workplace safety, eliminating any potential damage to the environment, enhancing a commitment towards stakeholders, and maintaining our reputation etc.



Behavioral Measures

Behavioral changes are certain to be an important component in reducing greenhouse gas emissions (GHG) and combating climate change. There are few measures which could be circulated to employee through various engagement modes.

- Switch off appliances – lights, fans, Air conditioners etc. when not in use.
- If leaving the computer for a while, put it on standby. You'll be able to restart it quickly, and it'll take less energy than shutting it down and then restarting it.
- Awareness and training programs: Employee awareness trainings and workshops conducted to let everyone know that they're making changes to reduce your impact on the environment.
- Switch to public transportation, carpooling, biking, telecommuting and other innovative ways to save energy and reduce greenhouse gas emissions on your way to and from work.
- Annual maintenance of refrigerators, ACs, removal of blockages from air vents, replacing older light bulbs with energy-saving fluorescent bulbs.

Efficiency Measures

- Internal Energy Assessment/ Review/ Brainstorming session – Regular & External energy audit – once in three years carried out on a regular basis to highlight major energy consuming sections and equipment's including. A well-conducted energy audit would

	HINDUSTAN ZINC LIMITED CHANDERIYA LEAD ZINC SMELTER	
Energy & Carbon Management Plan	Issue No.: 09	Issue Date: 01.01.2025
	Rev No.: 01	Rev Date: 15.07.2025

reveal the areas of wastage of energy, and it would lead to suggestions for possible energy savings in all sectors. CLZS is certified for ISO 50001 - Energy Management System

- Maintenance of air conditioners and similar equipment's should be done on a regular basis across offices and units (Pyro/ Hydro/ CPP). Outdated equipment's should be replaced with energy – efficient ones.
- Turbine revamp was carried out at CPP to increase the process efficiency.

Innovation



Innovative technologies such as SAP are being implemented to automate and reduce manual errors in a process. This would improve the collection of data and increase accuracy. This would help establish a regular and up-to-date monitoring programme for air emissions (point and fugitive) arising from the operations.

➤ Lighting Management

- Replace air conditioners and fans.
- Replacing existing lights with CFL and LED.
- Installation of auto transformers and operating all lighting feeders at 210 V.
- Use of voltage controllers on lighting feeders.
- Maximizing the use of natural daylight, wherever possible.
- Use of sensor-based lighting controls at selected locations i.e., washrooms and passageways.

➤ Motor Management

- Avoid using motors at part loads (and avoid over-sized motors)
- Use of soft starters.
- Replacement of old motors with high efficiency ones
- Sizing the motor to variable load
- Improving the input power quality
- Power factor correction by installing capacitors.
- Speed control of induction motor
 - i. Multi-speed motors
 - ii. Variable speed drives

	HINDUSTAN ZINC LIMITED CHANDERIYA LEAD ZINC SMELTER	 HINDUSTAN ZINC Zinc & Silver of India
Energy & Carbon Management Plan	Issue No.: 09	Issue Date: 01.01.2025
	Rev No.: 01	Rev Date: 15.07.2025

- iii. New Direct current drives
- iv. Wound rotor AC motor drives (slip ring induction motors)

➤ Employee Commute & Business Travel

- Strategies for reduction
 - i. Increase % of employees using Mass Transit
 - ii. Encourage Carpooling/Bus Pooling
 - iii. Use of cleaner fuels for Buses
 - iv. Onsite emission and tyre pressure tests.
 - v. Encourage the use of net meetings, Video Conferencing and Telepresence



➤ Green Computing

- Conversion of building as green building for the optimum utilization of natural resources
- Optimum utilization of the IT infrastructure through Server Consolidation
- All CRT monitors to be replaced with LCD.
- Green Procurement: All equipment to be energy star certified.
- Green Data Centers
 - i. Evaluating the performance of all our current data centers.
 - ii. New data centers as per the latest technology and HVAC systems.

Fuel Switch/Replacement Measures

Switching to Cleaner Fuels

As evident from the analysis of data analysis, we can reduce emissions by substituting PNG from propane gas in Pyro, Hydro1 and Hydro 2 plant. However, an assessment of materiality of emissions at the plant is required before evaluating reduction measures. Electric forklifts, two trucks and golf carts have been introduced by business partners to reduce emissions. Till 17 vehicles deployed in CLZS.

	HINDUSTAN ZINC LIMITED CHANDERIYA LEAD ZINC SMELTER	
Energy & Carbon Management Plan	Issue No.: 09	Issue Date: 01.01.2025
	Rev No.: 01	Rev Date: 15.07.2025

	
Golfcarts	Forklifts & Tow-trucks

Biomass substitution in Coal Fuel





Biomass used in CLZS CPP which helped reduce use of coal and reduced GHG emissions.

Reducing the amount of fuel combusted

With the huge number of emissions generated by stationary combustion sources, reducing the amount of fuel that needs to be combusted even marginally can result in substantial reduction of CO₂e emissions. This can be achieved in the following ways:

- Implementing Waste Heat Recovery.
- Maximum Energy Utilization from Steam Generated.
- Revamping of turbine to increase energy efficiency.
- Improving the efficiency of combustion in boilers and CPPs.

Long Term Measures

	HINDUSTAN ZINC LIMITED CHANDERIYA LEAD ZINC SMELTER	 HINDUSTAN ZINC Zinc & Silver of India
Energy & Carbon Management Plan	Issue No.: 09	Issue Date: 01.01.2025
	Rev No.: 01	Rev Date: 15.07.2025

- A new independent vertical to be created for the overall Climate Change Management & Sustainability Framework so that all the activities under this could be monitored, implemented and tracked.
- Investing in renewable i.e., solar, hydrogen, wind, bio – fuels. Separate assessments needs to be done for respective technologies for their technical and financial viability.
- Replacing conventional techniques of energy generation with new clean technology options i.e., gas base power
- Developing a low carbon strategy focusing on maximization of renewable energy use and ensuing optimum utilization of energy use during product manufacturing and distribution.

Renewable Energy



We have installed 582.24 kW capacity Solar Roof Top Project at different locations of CLZS plant, 319.59 KW capacity solar roof top project at different locations of Zinc Nagar Chittorgarh and 1000 LPD solar water Heater at Guest House. PDA signed for 250 MW RE-RTC for CLZS. It will reduce more than 70% emission by 2027 from the current level.

6. Knowledge, Awareness and Communication

Knowledge: -

Training for all staff will be carried out through the HR dept. according to the training calendar. This will include.

- Presentations to department management teams across CLZS.
- A series on short training sessions for existing staff to start the program.
- The inclusion of a climate change session within the CLZS.
- Inclusion of low carbon driving within the driver training program.
- One pager provided on mail, quiz release.
- Senior management of each unit connected with business partners on Energy conservation day.
- Training is provided to school students on how to conserve energy.

	HINDUSTAN ZINC LIMITED CHANDERIYA LEAD ZINC SMELTER	 HINDUSTAN ZINC Zinc & Silver of India
Energy & Carbon Management Plan	Issue No.: 09	Issue Date: 01.01.2025
	Rev No.: 01	Rev Date: 15.07.2025

Awareness: -

General awareness raising will be carried out on a rolling program. This will include.

- Development of a carbon management web page on the Intranet, including a carbon foot printing tool for staff.
- An annual awareness event.
- Poster campaign.
- Development of Environmental Management Notice Boards within main Buildings.
- Displaying video clippings on GHG emission and Climate change.
- Displaying the posters and slogans for the GHG emissions.
- Reporting of carbon management to the carbon and energy Committee on a monthly basis.

In line with the communication and awareness programs related to energy and climate change training to employees and business partners were provided across HZL, the topics included,

- Awareness session on Climate Change & roadmap to net zero.
- GHG accounting, current status of GHG emissions
- GHG reporting at different standard (CDP, SBTi etc.)



Communication: -

Communication to Stakeholder

CLZS has defined Key Stakeholders as those individuals in the organization who can influence and motivate staff within their respective area of responsibility to ensure the program objectives are successfully delivered.

Those key stakeholders are generally senior members of staff responsible for significant teams and budgets but may also be individuals with specialist knowledge. The support and commitment of the key stakeholders is critical to the success of the program.

- Provision of data and expertise relating to sources of emissions for monitoring progress in future years.
- Identification of emissions reduction opportunities including project life cycle assessments and conformity with HZL’s financial procedures.

	HINDUSTAN ZINC LIMITED CHANDERIYA LEAD ZINC SMELTER	
Energy & Carbon Management Plan	Issue No.: 09	Issue Date: 01.01.2025
	Rev No.: 01	Rev Date: 15.07.2025

CLZS also believes in communicating with relevant stakeholders especially local community in case of any potential impact on air quality and generate awareness on significant pollutants emitted from the operation (including their concentration and distribution).

Communicating this Energy & Carbon Management Plan

For this Energy & Carbon Management Plan to be effective it is essential that all stakeholders understand its strategic objectives, which are:

- To reduce the consumption of utilities, primarily electricity, fuel
- To understand and quantify the potential to reduce consumption and waste
- To embed the principles of carbon management into the culture of CLZS route map and resourcing plan which will ensure that the strategy fully
- Establish a clear shared understanding of the Energy & Carbon Management Plan’s vision and goals

Carbon Disclosure Project: - HZL is submitting the emission details with future mitigation strategy to Carbon Disclosure Project since 2008 and published since 2012. The CDP has disclosed the score based on the details submitted by other company’s worldwide, achieved emission reduction, projects implemented, Projects under implementation and future strategy.



The trend of score shows our commitment towards sustainability and reduction in emission from our plants.

In 2019 HZL was awarded a **B** grade, in 2020 **A** grade, in 2021 **B** grade, in 2022 **A** grade, in 2023 **A** grade, In 2024 **A** (in climate change category).

Sustainability report/ Annual reports: - We are communicating the details of our sustainable development through our sustainability report and annual report of company and group.

Sustainability policies (HZL) <https://www.hzlindia.com/sustainability/sustainability-policies/>

Integrated Annual report HZL: <https://www.hzlindia.com/wp-content/uploads/Integrated-Annual-Report-2024-25.pdf>

	HINDUSTAN ZINC LIMITED CHANDERIYA LEAD ZINC SMELTER	 HINDUSTAN ZINC Zinc & Silver of India
Energy & Carbon Management Plan	Issue No.: 09	Issue Date: 01.01.2025
	Rev No.: 01	Rev Date: 15.07.2025

Energy and Climate Management HZL: <https://www.hzlindia.com/sustainability-management/pdf/HZL-Energy-and-Climate-Management-upd2025.pdf>

Energy and climate change management policy HZL: <https://www.hzlindia.com/wp-content/uploads/Energy-and-Climate-Change-Management-Policy-English.pdf>



Climate Action Report: <https://www.hzlindia.com/wp-content/uploads/HZL-Climate-Action-Report-2024-25.pdf>

World Earth Hour: - Earth Day is an annual event, celebrated on April 23, on which events are held worldwide in order to increase awareness among people about the environment and to demonstrate support for environmental protection. It was first celebrated in 1970.

On this occasion, we appeal to all to conserve natural resources like water, energy & others wherever possible and reduce individual consumption.

IGBC Platinum Ranking Hind Zinc School: - **Hind Zinc School** Chittorgarh has received **Global Leadership** recognition by the Indian Green Building Council (IGBC) and is the **top scorer** out of the only two “**Platinum certified**” Green schools in Rajasthan.

The IGBC has awarded **92 points** and a Platinum Rating.

	HINDUSTAN ZINC LIMITED CHANDERIYA LEAD ZINC SMELTER	 HINDUSTAN ZINC Zinc & Silver of India
Energy & Carbon Management Plan	Issue No.: 09	Issue Date: 01.01.2025
	Rev No.: 01	Rev Date: 15.07.2025



Opportunities Assessment

Climate change provides significant revenue generation opportunities. Contrary to conventional wisdom, these opportunities are beyond only carbon credit generation. Proactive actions towards climate leadership will surely be able to reap benefits from such opportunities.

Some upcoming Projects: -

1. 250 MW RE-RTC project.
2. Installation of VFD in PA and FD Fans in Unit-1&2.
3. HMT Conventional Lights to be replaced with LED Lights


Benefits Management

There will be several indicators to measure both the quantitative and qualitative benefits of the Carbon Management Program.

Firstly, progress of project implementation will be reported to the Environmental Sustainability Steering committee.

Relating to environmental sustainability these include:

- 1) % Energy generated
- 2) % Low carbon fuels used
- 3) Energy consumption per ton of metal
- 4) CO2 emissions

	HINDUSTAN ZINC LIMITED CHANDERIYA LEAD ZINC SMELTER	
Energy & Carbon Management Plan	Issue No.: 09	Issue Date: 01.01.2025
	Rev No.: 01	Rev Date: 15.07.2025



Reporting and Evaluation

During the years following the formal adoption of the Energy & Carbon Management Plan in which carbon reduction projects will be put into operation, there will be regular updates on the Program targets and evaluation of the Program status. This will: -

- Ensure that carbon management is being implemented effectively
- Enable management to be improved and optimized where appropriate
- Provide data that can be used to update the emissions targets and program scheduling

References: -

1. World Business Council for Sustainable Development
2. TS 16- Energy and Carbon Management (VSF)
3. Intergovernmental Panel on Climate Change
4. carbon disclosure project- Driving sustainable economies
5. SOP For GHG Emission & Energy Indicators (HZL-CLZS/SOP/E&EI)
6. Monthly GRI MIS
7. Monthly environment MIS
8. Energy Saving Project Calculation sheets.

	HINDUSTAN ZINC LIMITED CHANDERIYA LEAD ZINC SMELTER	
Energy & Carbon Management Plan	Issue No.: 09	Issue Date: 01.01.2025
	Rev No.: 01	Rev Date: 15.07.2025

8. REVIEW

This Energy & Carbon Management Plan shall be periodically reviewed to determine its accuracy and relevance with regards to legislation, education, training, and technological changes. In all other circumstances, it shall be reviewed no later than 12 months since the previous review.

Prepared By

Approved By

Management Representative

(Sitaram Agrawal)

(Abhay Pratap Singh)

(Manisha Bhati)



Annexure- XV
STATE REMOTE SENSING APPLICATION CENTRE
DEPARTMENT OF SCIENCE & TECHNOLOGY
GOVERNMENT OF RAJASTHAN

F()DST/SRSAC/CHANDERIYA-GREEN-COVER/2021 / 754

Date: 25 Mar 2021

To,

Mrs. Manisha Bhati

Deputy Manager – Environment,
HZL, CLZS Complex,
P.O.: Putholi-312021, Dist.: Chittorgarh (Raj.)
Vedanta Resources Pvt. Ltd.
e-mail: manisha.bhati@vedanta.co.in
Mobile: +91-9116134090


SUB.: Final Report for Green Cover Study of Chanderiya Lead Zinc Smelter Complex at Chittorgarh Rajasthan.

REF.: Purchase Order 4500006323 dated 19 Jan 2021

Ma'am,

With the above reference, please find enclosed the final report of green cover assessment for the study area with the results derived using IRS-Cartosat-2E and ESA-Sentinel-2 satellite imageries.

With regards,



Project Director
cum Deputy Secretary
SRSAC, DST, Jodhpur

F()DST/SRSAC/CHANDERIYA-GREEN-COVER/2021 / 754-55

Date: 25 Mar 2021

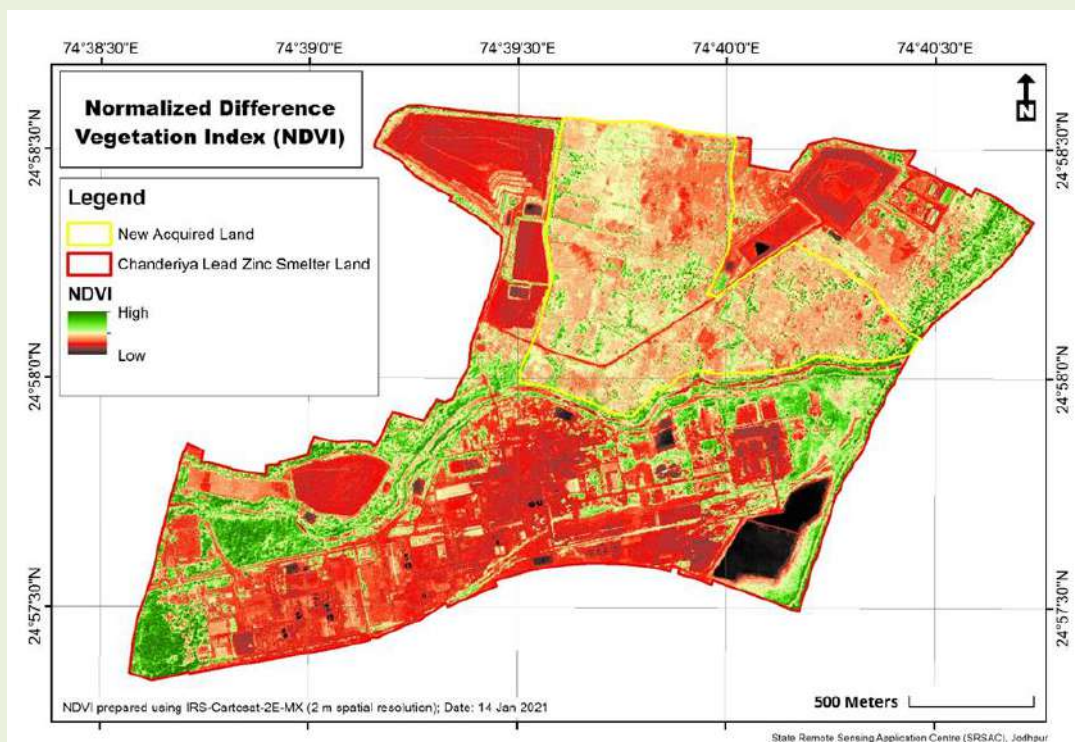
Copy to:

PS to Secretary, DST, GOR, Japur


Project Director
cum Deputy Secretary
SRSAC, DST, Jodhpur

Green Cover Area Assessment

For Chanderiya Lead Zinc Smelter Plant, Chittorgarh, Rajasthan



By

State Remote Sensing Application Centre (SRSAC)
Department of Science & Technology (DST), Government of Rajasthan

Subhash Nagar, Pal Road, Jodhpur – 342008 (Raj.)

2020-21

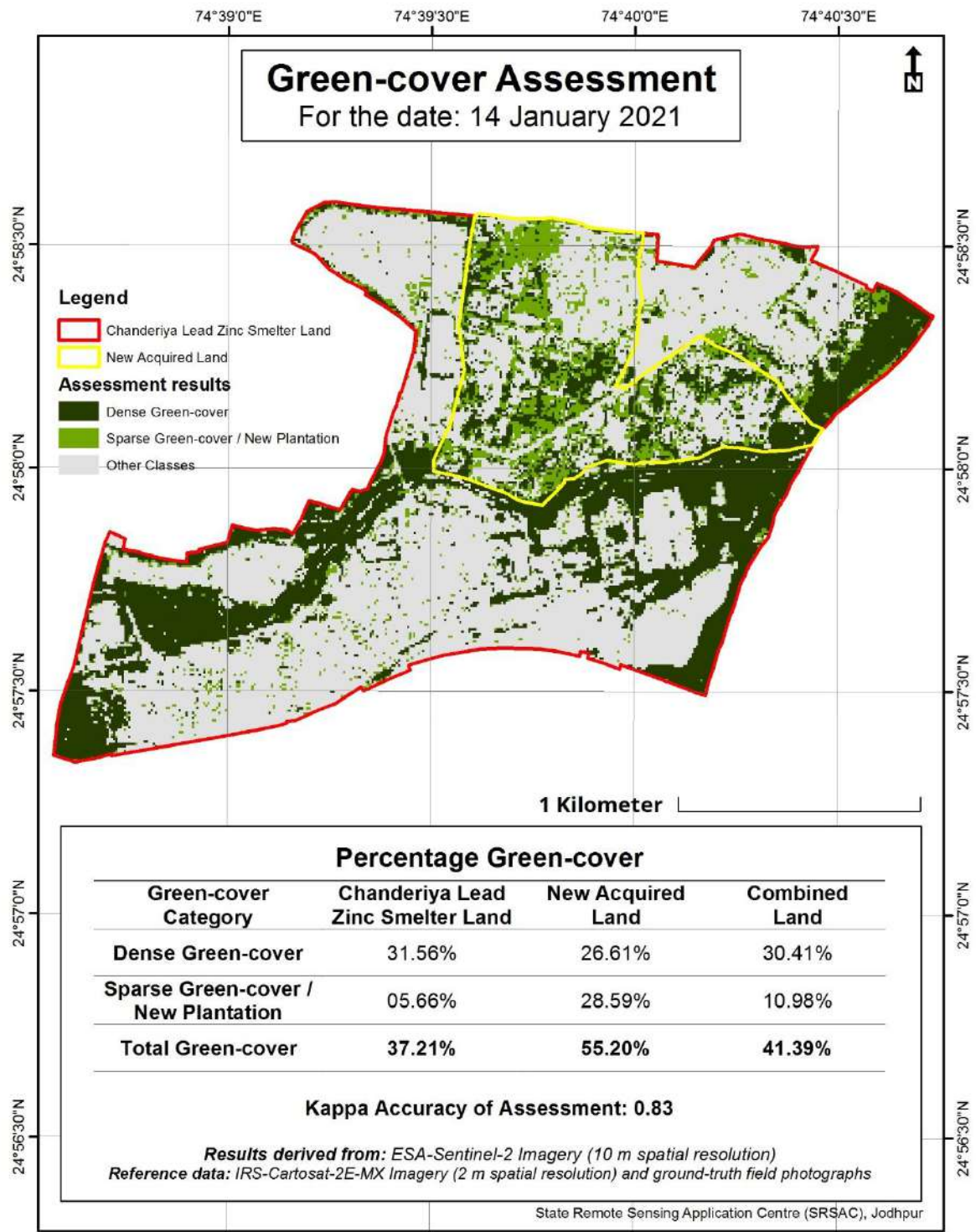


Figure 6: Assessment results



HINDUSTAN ZINC

Environmental Policy

Purpose:

Hindustan Zinc Limited is committed to achieving excellence in environmental management. Our goal is to minimise environmental impacts of our business across the entire lifecycle by implementing pollution-prevention and natural resource conservation actions either on site or off site.

This policy is forward looking and sets a vision for businesses across the Hindustan Zinc Limited.

Scope:

This policy is applicable to all Hindustan Zinc Limited business units, including subsidiaries, joint ventures, and acquisitions, managed sites, licensees, outsourcing partners, corporate offices, and research facilities. This policy is also applicable to all Hindustan Zinc Limited employees, contractor employees, business partners, suppliers, and others with whom Hindustan Zinc does business.

In addition, this policy is applicable throughout the operational lifecycle of the projects and mines, covering stages from exploration and planning to evaluation, operation, and closure. Furthermore, it extends to activities in our upstream and downstream value chain, limited to distribution, logistics, and sale of products and services to the customer.

Objectives of the Environmental Policy:

Hindustan Zinc will strive to:

- ❖ Comply with applicable national, regional, and local environmental regulations and statutory obligations. In the absence (or lack) of appropriate legislation, industry best practices and applicable international standards will be used.
- ❖ Develop, implement, and improve environmental management systems, consistent with world-class standards.
- ❖ Set targets and objectives to avoid, reduce or mitigate Environmental impacts on people and planet.
- ❖ Consistently assess our environmental risks, manage our impacts, take appropriate mitigation and adaptation measures, and communicate our environmental strategy to our stakeholders.
- ❖ Incorporate appropriate environmental criteria for all business decisions including the planning, operationalization, and closure of the projects.
- ❖ Conduct regular environmental review and due diligence of the projects (including for mergers & acquisitions) to identify, prioritize, assess, and take effective actions for mitigating the potential environmental risks.
- ❖ Drive continuous environmental performance improvement by implementing appropriate available practices and technology.
- ❖ Conserve natural resources by adopting environment-friendly and energy-efficient technologies through process improvements.
- ❖ Apply mitigation hierarchy (avoid, reduce, reuse, recycle, disposal) to environmental impacts and adopt the principles of circular economy.
- ❖ Manage impacts related to energy, carbon emissions, waste, nature, air emissions, land-use & biodiversity, and water.
- ❖ Raise awareness of internal and external stakeholders including business partners, suppliers, and other stakeholders on adoption of practices in alignment with our policies, thereby fostering a collective commitment to managing environmental impacts.
- ❖ Provide appropriate training to all employees and emphasise the importance of minimising risks to environment, while also understanding the impacts of their work activities on the environment.
- ❖ Engage with relevant stakeholders in building capacity and capability to identify and proactively manage environmental related issues.
- ❖ Communicate with all our stakeholders on the progress and performance of Environment management.
- ❖ Review the performance against the policy on a periodic basis to ensure management of environmental impacts as per our objectives including the sharing of good practices throughout the organization and stakeholders.

Responsibility & Review:

This policy is part of our Sustainability Framework, and each Hindustan Zinc Limited business unit shall implement this policy. Our CEO will be accountable for controlling and setting the policy, and the Executive Committee are responsible for the full implementation of the policy and associated standards. The Board ESG committee will review this policy annually and recommend appropriate revisions to the Board as may deem necessary.

Related additional policies: Energy & Climate Change Policy, Biodiversity Policy, Water Policy, Tailing Management Policy.

Date: 05th June, 2025

Arun Misra

Arun Misra

CEO & Whole Time Director, HZL



Ref. HZL/CLZS/ENV/43/2024-25

Date: 18.01.2024

To,

Sarpanch
P. S. Putholi
Chittorgarh (Rajasthan)

Subject: Environmental Clearance for "Expansion within the existing Chanderiya Lead Zinc Smelter Complex at villages: Putholi, Ajoliya Ka Khera & Biliya, Tehsil: Gangrar & Chittorgarh, District: Chittorgarh (Rajasthan)" by M/s. Hindustan Zinc Limited - Regarding issuance of Environment Clearance.

Sir,

With reference to the aforesaid subject, we would like to inform you that the "Expansion within the existing Chanderiya Lead Zinc Smelter Complex [Expansion in Hydro Plant by adding 1 Induction Furnace, 1 Slab Casting Line & Integration of RZO Unit in Hydro-II, Change in Product Mix in Pyro Unit on total metal basis & Installation of 1 Lead Refinery, Expansion of CPP through Modernization and Installation of 1 BPTG, Recovery of Minor Metals & Installation of 5 DG Set] at villages: Putholi, Ajoliya Ka Khera & Biliya, Tehsil: Gangrar & Chittorgarh, District: Chittorgarh (Rajasthan)" by M/s. Hindustan Zinc Limited Project is been granted Environment Clearance MoEF&CC, New Delhi on 29.12.2023. vide File no. IA-J-11011/279/2006-IA-II(IND-I) on 29.12.2023. EC letter has been annexed herewith for your records and reference.

Thanking you & with regards,

For Hindustan Zinc Limited


Tarun Kumar Meghwal
AGM - Environment
Chanderiya Lead Zinc Smelter Unit

Encl.: As above

→ d/c

Received Copy


(महिपाल सिंह शक्तावत)
सरपंच
ग्राम पंचायत पुठोली
पं. सं. मयारार, (जिल्ला इंदौर)
30/01/2024

Hindustan Zinc Limited

Registered Office

Yashad Bhawan, Udaipur-313 004, Rajasthan, INDIA.
T. +91 294-6604000-02 | www.hzindia.com
CIN: L27204RJ1966PLC001208

Chanderiya Lead Zinc Smelter

P.O. Putholi, Chittorgarh-312021,
Rajasthan, INDIA.



Annexure- XIX



Commitment to Reduce Single Use Plastic in HZL



HINDUSTAN ZINC
Zinc & Silver of India

Dear All,

In compliance with the Advisory from Ministry of Environment, Forest and Climate Change (MoEFCC) on 11th Sept'19 to curb the use of Single-Use Plastic, HZL is also committed to reduce the use of below mentioned Single Use Plastic from 2nd October 2019, and shift to other environmental friendly materials. This advisory is applicable to all the Units, Offices and Township of HZL and we expect all employees and contract employees to comply the same.

- All plastic carry bags, with or without handles, irrespective of thickness and size
- Plastic cutlery including plates, plastic cups, straws, stirrers etc., Cutlery and other decorative items made of Styrofoam (Thermocol).
- Artificial flowers, banners, flags, flower pots
- PET plastic water bottles
- Plastic stationary items like folders, etc.
- Food packages and containers

Plastic being non-biodegradable appears to be a hazard for safe and clean environment and we are aware of the harmful effects of littered plastic that is accumulated over time which poses serious threat to our ecosystem.

This is our time to stand up together and contribute in reducing per capita consumption of plastic.

All are suggested to make the changes accordingly at your work place and at home so that we can successfully reach the **Target of elimination of Single-Use Plastic by 2022.**

Units are suggested to organize awareness sessions for Employees, Contractor Employees, Families at township and to our Suppliers to raise awareness on reducing Single Use Plastic. Various campaigns and drives to be initiated at all the locations, visual displays, cloth bags distributions , vending machines installation at prominent places etc. can contribute to the advisory. Encourage source segregation of waste, standardized Waste collection and transportation systems and other best practices should be inculcated.

We look forward to all of us implementing the plan with innovation and creativity and lead by example in the industry for introducing best environment-friendly sustainable practices.

Sunil Duggal

CEO & Whole Time Director

स्वच्छता ही सेवा... 

एक कदम स्वच्छता की ओर

Bidder's Undertaking to Comply with Plastic Waste Management (Amendment) Rules, 2021 on Prohibition of Single Use Plastic (SUP) items

To,

CCO, Hindustan Zinc Limited

Subject: Acknowledgement and Undertaking to comply with the Plastic Waste Management (Amendment) Rules, 2021 on Prohibition of Single Use Plastic (SUP) items at Hindustan Zinc Limited premises.

Tender Ref: _____

Contract Ref: _____

I, acknowledge and understand the responsibilities as a Supplier/ Service provider/ Aggregator/ Contractor/ Sub- Contractor/ Consultant/ or as an individual/entity (Bidder) engaged by Hindustan Zinc Limited (HZL) and undertake to comply with the Plastic Waste Management (Amendment Rules) 2021 and accept to operate and undertake all activities in such a manner as to meet Vedanta's Environment Social Governance (ESG) commitments. I understand, acknowledge and accept that the responsibilities and obligations mentioned below including but not limited to, are mandatory criterion, to qualify for the tender.

Following responsibilities and obligations including but not limited to as enumerated below, are agreed to be complied upon by the Bidder to qualify for a successful Bid, for the tendered Services/ Supplies/ EPC/ Consulting/ or any other work of any nature whatsoever for which the Company has proposed to engage the Bidder:

- That the identified Single Use Plastics (SUPs) shall not be used by any means while delivering services/ materials in any form.
- That they shall provide the details and information of the possible SUP items which they shall be using as a part of the contractual requirements. Whereas the Bidder must propose to be adopting alternative materials to replace SUPs to deliver Scope of the Work of the Contract.
- That the packaging of any Chemicals, Materials, Goods, Consumables, or any other Commodities shall not use Single Use Plastics (SUPs).
- That the Bidder shall not use any Single Use Plastic items either for packaging, distribution, storage or otherwise for any materials, goods, supplies or for rendering of any services.
- That no manpower of the Bidder shall use or carry any prohibited SUPs items within the HZL Premises. Refer Annexure-1 Guidance Document on Prohibited of Single Use Plastics (SUPs)
- That in case any SUPs are required to be used for any unavoidable reasons, the Bidder shall declare the same and submit a list of all such SUPs along with the plan for effective management (collection, segregation, recycling/repurposing, disposal) of such SUPs along with this declaration. In absence of such plan, it shall be deemed that no SUPs shall be used by the Bidder in any manner for discharging its obligations under its proposed scope of work for which the Bid is being made.
- That in case any SUPs are required to be used for any unavoidable reasons, the Bidder shall submit a list of all such types of SUPs which they shall be using as a part of the contractual requirements. Refer Annexure-2 Guidance Document on Types of Single Use Plastics (SUPs).

The Bidder shall be solely responsible and liable for use of any SUPs and no liability of any nature whatsoever shall be accepted by the Company for the usage of SUPs by the Bidder or its sub-contractors. The Bidder shall indemnify HZL for any loss or damage sustained by HZL due to the Bidder's usage of Single Use Plastic in contravention of the law.

I hereby affirm my compliance to the above requirements as per applicable laws, regulations & Vedanta's ESG commitment and agree to be bound by the same.

Bidder name:

Date:

Place:

Authorized signatory & stamp

NOTE: Upon award of the Contract to the Bidder, this Declaration shall form part of the Contract and any non-compliance or breach of the same shall entitle HZL to avail the available contractual remedies along with the remedies available under the law.

Annexure-1: Guidance Document on Prohibition of Single Use Plastics

Hindustan Zinc, a subsidiary of Vedanta Limited, is India's largest and world's second largest fully integrated Zinc-Lead miner that has over 77% market share in India's primary zinc industry, is among the top six silver producers globally and a part of the Wind Energy business.

Our Business Partners' commitment to and fulfilment of the ESG (Environment, Social & Governance) Expectations is a matter of paramount importance to HZL and will be assessed as a factor when HZL considers awarding commercial opportunities. HZL will apply the ESG Expectations on a global basis and will integrate them into the various practices involved in HZL's qualification, evaluation, selection, and management of Business Partners.

At HZL we are committed to identifying, reducing, and mitigating the negative impacts of our business activities on people and on the environment. We are on a journey to embed sustainability into our business to protect, connect and power a more sustainable world.

Environmental Social & Governance (ESG) is a renewed way 'how we do business'- to meet the expectations of stakeholders/ suppliers/ customers/ contractors/ employees/ consultants/ shareholders. In alignment with the same we have announced several bold commitments like Net Zero by 2050 or before and Net Water Positivity by 2030. Similarly, we aim to achieve zero usage of Single Use plastics in our premises and be compliant with the applicable laws.

We as an Organisation are committed towards demonstrating our compliance towards the latest Plastic Waste Management (Amendment) Rules, 2021 from Ministry of Environment, Forest, and Climate Change (MoEF&CC), prohibiting use of Single Use Plastic (SUP) items effective from 1st July 2022 and restricting usage of plastic bags with thickness less than 120 micron from December 2022.

In furtherance of the same, all our service providers and suppliers of chemicals, goods, consumables, and commodities are required to ensure that plastic materials shall not be used for packing of material and in case of integrated plastic lining of the product, the thickness of the same must be above 150 micron and the same shall be notified to the HZL procurement team in advance before accepting the order or dispatching the item along with an effective collection and disposal plan from the HZL premises.

Single-use plastic commodity means any plastic item intended to be used only once for the same purpose before being disposed-off or recycled. e.g., disposable straw & cutlery, Poly & Non-woven carry bags, PET Bottles, packaging materials like films, wrappers, foam sheets etc., In addition to the identified Single Use Plastic items by the Ministry of Environment, Forest and Climate Change vide its notification No. G.S.R. 571(E) dated 12th August 2021, below is an indicative list of the Single Use Plastics the use of which in any manner whatsoever is restricted on the HZL Premises:

1. Poly and Non-Woven Carry bags,
2. Polystyrene (Styrofoam or Thermocol) items e.g., plates, cups, decorative balls etc.
3. Plastic plates, cups, glasses, cutlery such as forks, spoons, knives, straw, trays, stirrers
4. Plastic covers, caps, and lids
5. Laminated disposable plates, bowls, cups, and glasses of paper
6. Plastic films for Wrapping or packing and multi-layered plastics as packaging material
6. Packet with overwrap films of plastic e.g., cigarette packets etc.
7. Plastic or PVC banners (Flex)
8. PET Bottles
9. Plastic sticks with Ice cream, flags, balloons etc.
10. Stationery items of SUPs e.g., Sticky files, plastic folders etc.
11. Plastic sheets and plastic table spread etc.
12. Food Items in Multi-layered Plastic packaging.
13. All other item of Single Use Plastic or packed in single use plastic

Single Use Plastic Items Examples	Indicative Image
Poly and Non-Woven Carry bags	
Styrofoam or Thermocol items e.g., plates, cups, etc., PET Bottles, Plastic flags, or decorative items etc.	
Plastic plates, cups, glasses, cutlery such as forks, spoons, knives, straw, trays, wrapping, stirrers, Disposable Plastic items	
Laminated disposable plates, bowls, cups, and glass etc	








Plastic films/clings for Wrapping or packing Plastic Packaging, Overwrap films	
Single Use Stationery items of plastics, PVC banners, Plastic sheets etc.	

Annexure-2: Guidance Document on Types of Single Use Plastics

Most plastics are not infinitely recyclable like some other materials, such as glass. They are 'down-cycled' rather than recycled; made into lower grade products which are eventually not recyclable. "Plastic" means material which contains as an essential ingredient a high polymer.

Resin identification codes will indicate the type of plastic that an item is made from. RIC, is a set of symbols appearing on plastic products that identify the plastic resin out of which the product is made.

Please tick the appropriate box below, indicating the types of plastics you shall be using as a part of contract.

Recycling Number	Image	Polymer Name	Recycling
<input type="checkbox"/>		Polyethylene Terephthalate (PETE)	Picked up through most curb side recycling programs.
<input type="checkbox"/>		High-Density Polyethylene (HDPE)	Picked up through most curb side recycling programs, although some allow only those containers with necks.
<input type="checkbox"/>		Polyvinyl Chloride (PVC)	Too long life for significant recycling volumes.
<input type="checkbox"/>		Low-Density Polyethylene (LDPE)	LDPE is not often recycled through curb side programs and is a significant source of plastic pollution. LDPE can often be returned to many stores for recycling.
<input type="checkbox"/>		Polypropylene (PP)	Picked up through most curb side recycling programs.
<input type="checkbox"/>		6Polystyrene (PS)	Polystyrene is often not recycled through curb side programs as it is too lightweight to be economical to recycle, usually incinerated instead.
<input type="checkbox"/>		Miscellaneous Plastics (Mix plastics) multi-materials like <ul style="list-style-type: none"> • Acrylonitrile Butadiene Styrene, [ABS] • Polyphenylene Oxide, [PPO] • Polycarbonate, [PC] • Polybutylene Terephthalate [PBT] 	Number 7 plastics are not typically recycled as they are mostly specialty produced in limited volumes.

List of Single Use Plastic Items to be banned w.e.f. 01.07.2022
and its alternative

S.No	Banned Single Use Plastic Items	Alternative to banned Single Use Plastic Items
1.	Ear buds with plastic sticks	Ear buds with wooden/Bamboo sticks
2.	Plastic sticks for balloons	Wooden/Bamboo sticks for balloons
3.	Plastic flags	Cloth/Paper flags
4.	Candy sticks	Wooden/Bamboo sticks
5.	Ice-cream sticks	Wooden/Bamboo sticks
6.	Polystyrene [Thermocol] for decoration	Paper/Cloth/Tree leaves for decoration
7.	Plates, cups, glasses	Steel/Ceramic/glass plates, cups, glass, Compostable/Biodegradable plastic items, Cutlery made of tree leaves
8.	Forks	Steel/Bamboo/Sugarcane fiber(Bagasse) based Compostable/ Biodegradable plastic forks
9.	Spoons	Steel / Bamboo/Ceramic/ Sugarcane fiber(Bagasse) based Compostable/ Biodegradable plastic spoons
10.	Knives	Wood/Steel knives and knives made from Compostable/Biodegradable plastic
11.	Straw	Paper/Bamboo/Compostable/Biodegradable plastic Straw
12.	Trays	Steel/Glass/ Compostable/Biodegradable plastic Trays
13.	Wrapping or packing films around sweet boxes, invitation card, and cigarette packets	Films made of Compostable/Biodegradable plastic
14.	Plastic or PVC banners less than 100 micron	Banner made from Cloth/paper and Plastic or PVC banners more than 100 micron
15.	Stirrers	Wood/Steel Stirrers

सामग्री: तीन पेंकेट कीम वाली बिक्रिट दो बाम्ब कोको पाउडर, 50 ग्राम चीनी, 50 ग्राम मैदा, बेकिंग सोडा, बेकिंग पाउडर आवश्यकता के मुताबिक, दूध दो बमब और चीकलेट।

किर पलट कर इसी प्रकार तीन से चार मिनिट तक सेकेंगे। जब खार पक जाए तो उस पर बिक्रिट की कीम, चोकलेट शीरष और जेम्स लगाकर इस ड्रकोरेट करेंगे। आपका मिनी केक तैयार है।



मीना शर्मा, फूड ब्लॉगर

केक पेज से कोड स्कैन करके 384 पर अपनी कमेंट करें।



patrika.com/patrikaShenews

'कांग्रेस राज में बेरोजगारों को दर्द देने वालों को अब बख्शा नहीं जाएगा'

पत्रिका न्यूज नेटवर्क patrika.com

सीकर, मुख्यमंत्री भजनलाल शर्मा ने कहा कि कांग्रेस के राज में राजस्थान के मान-सम्मान और स्थायित्व को गिराने के काम हुए। प्रदेश में माजपा की सरकार के आते ही प्रदेश की जनता के स्थायित्व और सम्मान लौटाने का काम शुरू हो गया है। कांग्रेस राज में प्रदेश के बेरोजगारों को दर्द देने वालों को अब बख्शा नहीं जाएगा। पहले प्रदेश दूरी राज्यों के बंदमार्गों की शरणस्थली बन गया था। अब अणुधियां पर शिकंजा कसना शुरू हो गया है। आने वाले समय में कई भी अणुधियां राजस्थान आने की सोचा भी नहीं संकेगा। मुख्यमंत्री बुधवार को धार इलाके के बोसागा गांव में विकसित भारत संकल्प यात्रा के शिबिर में बोल रहे थे। मुख्यमंत्री ने कहा कि कांग्रेस



बासागा गांव में आयोजित शिबिर में जानकारी देते सीएम भजनलाल शर्मा

खत्म होगा नकल माफिया और गुंडाराज

मुख्यमंत्री ने नागौर जिले के खियाला गांव में विकसित भारत संकल्प यात्रा को पहिले दिन बयाल उजाध्याय के अन्त्याय से जोड़ते हुए कहा कि अब प्रदेश अपराध मुक्त होगा, क्योंकि मोदी की गारंटी की सरकार बन गई। पहले अपराधी बख्शाक थे, लेकिन अब अपराधियों पर नकल कसने के लिए भी रसखान्डी गठित कर दी है, अब आमजन बख्शाक रहें। प्रदेश में नकल माफिया और गुंडाराज खत्म कर देंगे। राज में 19 में 17 पेर लीक हो गए। उट गया था। भाजपा ने चुनाव के इससे बेरोजगारों के साथ उनके दौरान एचआईवी का वादा किया परिजन का भी सिस्टम से विरवास था।

आज समाज का ध्यान में रखते हुए हम सभी को अन्य दो मामलों में तीन महीने के भीतर जवाब पूरी कराने का निर्देश देते हैं इस मामले में सुनवाई पूरी होने के बाद पीठ ने 24 नवंबर को फैसला सुनिश्चित रख लिया था।

रिपोर्ट के मुताबिक अरानी ने अपने शायरी की कीमती को बढ़ा-चढ़ाकर बताया। अरानी समूह ने रिपोर्ट को चारिज कर दिया था। हालांकि रिपोर्ट आने के बाद समूह के शेरों में बड़ी गिरावट देखने को मिली। पिछले महीने इस मामले में कई याचिकाओं पर सुनवाई करते हुए शीर्ष अदालत ने कहा था कि हिडनबर्ग रिपोर्ट में जो कुछ कहा गया है, उसे पूरी तरह सही नहीं माना जा सकता।

अब... पहले बार आवेदनों की संख्या दस लाख के पार गई है। अप्रैल के सेशन में यह पिनी और बढ़ने की संभावना है। पहली बार चार प्रेशा छनीसगढ़ के बन्तर और मेवाताल के तुरा में भी आयोजित की जाएगी। परीक्षा 24 जनवरी से एक

आज समाज का ध्यान में रखते हुए हम सभी को अन्य दो मामलों में तीन महीने के भीतर जवाब पूरी कराने का निर्देश देते हैं इस मामले में सुनवाई पूरी होने के बाद पीठ ने 24 नवंबर को फैसला सुनिश्चित रख लिया था।

रिपोर्ट के मुताबिक अरानी ने अपने शायरी की कीमती को बढ़ा-चढ़ाकर बताया। अरानी समूह ने रिपोर्ट को चारिज कर दिया था। हालांकि रिपोर्ट आने के बाद समूह के शेरों में बड़ी गिरावट देखने को मिली। पिछले महीने इस मामले में कई याचिकाओं पर सुनवाई करते हुए शीर्ष अदालत ने कहा था कि हिडनबर्ग रिपोर्ट में जो कुछ कहा गया है, उसे पूरी तरह सही नहीं माना जा सकता।

राजस्थान पत्रिका patrika.com

सूचना

राजस्थान पत्रिका patrika.com

राजस्थान पत्रिका patrika.com

राजस्थान पत्रिका patrika.com

राजस्थान पत्रिका patrika.com

राजस्थान पत्रिका patrika.com

राजस्थान पत्रिका patrika.com

राजस्थान पत्रिका patrika.com

राजस्थान पत्रिका patrika.com

राजस्थान पत्रिका patrika.com

राजस्थान पत्रिका patrika.com

राजस्थान पत्रिका patrika.com

राजस्थान पत्रिका patrika.com

राजस्थान पत्रिका patrika.com

राजस्थान पत्रिका patrika.com

राजस्थान पत्रिका patrika.com

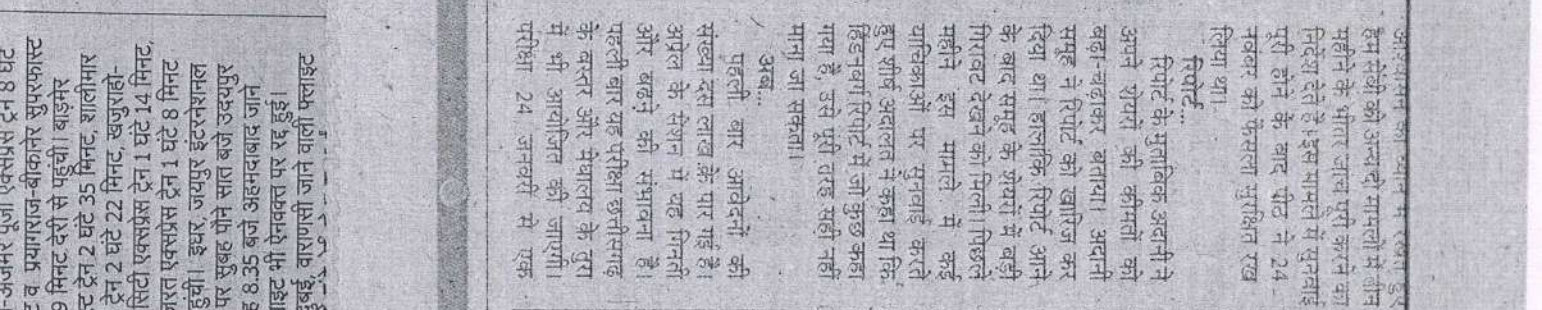
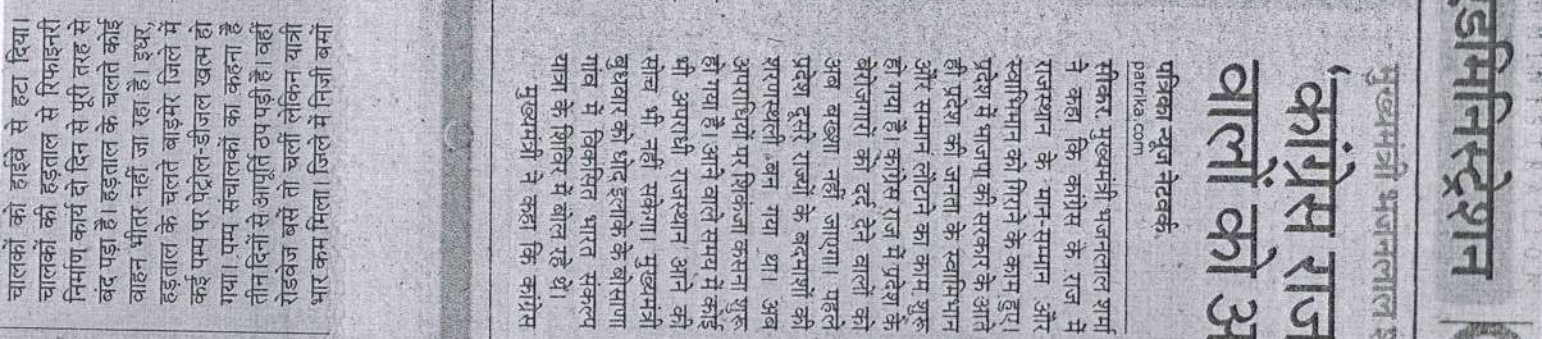
राजस्थान पत्रिका patrika.com

राजस्थान पत्रिका patrika.com

राजस्थान पत्रिका patrika.com

राजस्थान पत्रिका patrika.com

राजस्थान पत्रिका patrika.com



राजस्थान पत्रिका patrika.com

राजस्थान पत्रिका patrika.com

राजस्थान पत्रिका patrika.com

राजस्थान पत्रिका patrika.com

राजस्थान पत्रिका patrika.com

राजस्थान पत्रिका patrika.com

राजस्थान पत्रिका patrika.com

राजस्थान पत्रिका patrika.com

राजस्थान पत्रिका patrika.com

राजस्थान पत्रिका patrika.com

राजस्थान पत्रिका patrika.com

राजस्थान पत्रिका patrika.com

राजस्थान पत्रिका patrika.com

राजस्थान पत्रिका patrika.com

राजस्थान पत्रिका patrika.com

राजस्थान पत्रिका patrika.com

राजस्थान पत्रिका patrika.com

राजस्थान पत्रिका patrika.com

राजस्थान पत्रिका patrika.com

राजस्थान पत्रिका patrika.com



File No.: IA-J-11011/279/2006-IA-II(IND-I)

Government of India
Ministry of Environment, Forest and Climate Change
IA Division



Dated 03/04/2025



To,

M/s. HINDUSTAN ZINC LTD.
Chanderiya Lead Zinc Smelter Complex PO Putholi District Chittorgarh Rajasthan , Village Putholi,
Tehsil Gangrar, CHITTORGARH, RAJASTHAN, -, 312021
E-mail: manisha.bhati@vedanta.co.in

Subject: Amendment in EC titled “Expansion within the existing Chanderiya land Zinc Smelter Complex [Expansion in Hydro Plant by adding 1 Induction Furnace, 1 Slab Casting Line & Integratin of RZO Unit in Hydro-II, Change in Product Mix in Pyro Unit on Total Metal Basis & Installation of 1 Lead Refinery, Expansion of CPP through Modernization and Installation of 1 BPTG, Recovery of Minor Metals & Installation of 5 DG Sets]” by M/s Hindustan Zinc Ltd., located at Village Putholi, Ajoliya ka Khera & Biliya, Tehsil Gangrar & Chittorgarh, District Chittorgarh, Rajasthan - Consideration of Amendment in EC.

Sir/Madam,

This is in reference to your application submitted to MoEF&CC vide proposal number IA/RJ/IND1/497483/2024 dated 26/09/2024 for grant of an amendment in prior Environmental Clearance (EC) to the project under the provision of the EIA Notification 2006-and as amended thereof.

2. The particulars of the proposal are as below :

(i) EC Identification No.	EC24A1004RJ5412352A
(ii) File No.	IA-J-11011/279/2006-IA-II(IND-I)
(iii) Clearance Type	Amendment in EC
(iv) Category	A
(v) Schedule No./ Project Activity	3(a) Metallurgical Industries (ferrous and non ferrous)
(vi) Sector	Industrial Projects - 1
(vii) Name of Project	Expansion within the existing Chanderiya Lead Zinc Smelter Complex at Villages: Putholi, Ajoliya Ka Khera & Biliya, Tehsil: Gangrar & Chittorgarh, District: Chittorgarh (Rajasthan)
(viii) Location of Project (District, State)	CHITTORGARH, RAJASTHAN
(ix) Issuing Authority	MoEF&CC

(x) EC Date 12/02/2025

(xi) Applicability of General Conditions NO

(xiii) Status of implementation of the project

3. The proposal was considered in the 72nd EAC held during 9th – 10th January, 2025. The minutes of the meeting and all the project documents are available on PARIVESH portal which can be accessed at <https://parivesh.nic.in>.

Details submitted by Project proponent

4. Environmental Clearance for expansion within the existing Chanderiya land Zinc Smelter Complex [Expansion in Hydro Plant by adding 1 Induction Furnace, 1 Slab Casting Line & Integration of RZO Unit in Hydro-II, Change in Product Mix in Pyro Unit on Total Metal Basis & Installation of 1 Lead Refinery, Expansion of CPP through Modernization and Installation of 1 BPTG, Recovery of Minor Metals & Installation of 5 DG Sets], located at Village Putholi, Ajoliya ka Khera & Biliya, Tehsil Gangrar & Chittorgarh, District Chittorgarh, Rajasthan has been obtained from MoEFCC, New Delhi vide Letter No. F. No.- IA-J-11011/279/2006-IA-II(IND-I), dated 29.12.2023 in the name of by M/s Hindustan Zinc Ltd.

5. The instant proposal is for seeking amendment in F. No.- IA-J-11011/279/2006-IA-II(IND-I), dated 29.12.2023 w.r.t. exclusion of 22 ha land from the total project area of 335.89 ha along with amendment in some specific and general conditions as detailed below:

Particulars	Existing	Proposed Amendment/ Correction	Remark
Corrigendum 'Project /activity including Schedule no.' Page 1 EC letter	1(d) Thermal Power Plants	3(a)- Metallurgical Industries (Ferrous Non-Ferrous & 1(d) Thermal power Plant	Factual correction
Corrigendum in 'Project' Page 2 EC letter.	'Land' from project name	'Land' to be read as 'Lead'	Factual correction
Environmental Clearance issued for CLZS Smelter Complex from MOEF&CC vide File no. IA-J-11011/279/2006-IA-II(IND-I) on 29.12.2023 with EC identification no. EC23A004RJ174768.	Integrated EC issued to Chanderiya Zinc Smelter Unit comprising of Pyro Lead Zinc Smelter, Hydro Zinc Smelter[1&2], Minor Metal Complex with capacities as referred to in EC.	HZL has proposed for exclusion of 22Ha land from existing CLZS smelter complex for its proposed Ammonium Phosphate Fertilizer Complex. Hence, the modified land of CLZS complex shall be read as 313.89Ha at all places in the EC letter dated 29-12-2023.	The proposed plant was part of CLZS Expansion Project as Interlinked Project with Cumulative impact and Detail material Balance considering utilities like Power, steam, Water etc. as part of TOR Compliance and EIA/EMP Report.
Specific Condition A(ix) & (xiv)	Particulate matter emission from stacks shall be less than 30mg/Nm ³ . Action plan submitted to limit the dust emission shall be strictly implemented. The PP shall periodically conduct Mineralogical	Particulate matter levels from Hydro I & II Stacks shall be less than 30mg/Nm ³ , Pyro Metallurgical Smelter and Ausmelt shall achieve 30mg/Nm ³ by December 2026 and Captive Power Plant Stacks PM emission shall be less than 50mg/Nm ³ . Action plan submitted to limit the dust	PP's submission The Pyro Metallurgical Smelter (1991) and Ausmelt Plant (2005) updation would require major technology change w.r.t Plant design and challenges like space constraints etc. As per existing CTO, the permissible PM Emission from Pyro & Ausmelt Smelter is 150mg/Nm ³ & 50mg/Nm ³ respectively. A roadmap is prepared

Particulars	Existing	Proposed Amendment/Correction	Remark
	composition study of the PM10 and shall ensure the constituents are well within the permissible limits. The reports shall be submitted to MoEFCC and uploaded in their six-monthly EC compliance report.	emission shall be strictly implemented. The PP shall periodically conduct Mineralogical composition study of the PM10 and shall ensure the constituents are well within the permissible limits. The reports shall be submitted to MoEFCC and uploaded in their six-monthly EC compliance report.	and would be implemented to achieve $\leq 30\text{mg}/\text{Nm}^3$ by December 2026 considering design modifications, material procurement, technical expertise requirement and aspects related to integration with existing technology. As per MOEFCC Notification dated 07/12/2015, PM emissions for TPPs installed after 01/01/2003 is $50\text{mg}/\text{Nm}^3$. The PM emissions will be achieved once FGD is installed at site and roadmap of March-2029 prepared and submitted.
Specific Condition A(xii)	SO ₂ emissions from H ₂ SO ₄ plant shall be less than 1kg/t of acid.	SO ₂ emissions from H ₂ SO ₄ Plant shall be less than 1kg/t from Hydro Zinc Smelters. SO ₂ emissions from H ₂ SO ₄ Plant of pyro & Ausmelt plant shall be achieved less than 1kg/t by December 2026.	<u>PP's submission</u> SO ₂ emissions and Acid mist from Hydro Zinc Smelters is being maintained at <1kg/t of acid and <30mg/Nm ³ respectively. The Pyro Metallurgical Smelter (1991) and Ausmelt Plant (2005) updation would require major technology change w.r.t Plant design and challenges like space constraints etc. A roadmap is prepared, and would be implemented by December 2026 to achieve standards of $\leq 30\text{mg}/\text{Nm}^3$ for Acid mist and SO ₂ emissions of <1kg/t. The road map considers aspects like design modifications, material procurement, technical expertise requirement and integration with existing technology
Specific Condition A(xiii)	Acid mist from H ₂ SO ₄ plant shall be less than 30 mg/Nm ³ .	Acid mist from H ₂ SO ₄ plant at Hydro units shall be maintained at <30mg/Nm ³ , and Acid mist from Pyro and Ausmelt shall be achieved less than 30mg/Nm ³ by December 2026.	
Specific Condition A(xxvi)	Air Cooled condensers shall be used in the captive power plant.	'To be removed'	<u>PP's submission</u> Water Cooled condensers are currently used in the captive power plant. The replacement is practically not possible in light of existing plant design. As per assessment, air cooled condensers would reduce plant efficiency by 7-8%, and expected to increase the CO ₂ Emission by approx. 55000 tCO ₂ e and SO _x by 550 Ton annually for same production. The unit is consuming 75000m ³ /month of STP water leading to reduction of 7.5% in overall freshwater intake, <i>equivalent to 16% reduction in CPP freshwater intake</i>

6. It is reported that there is no change in the configuration and capacity of the facilities envisaged in the EC.

7. It is reported that there is no violation under EIA, 2006/court case/show cause/direction related to the project under

consideration.

8. The proposal was considered during the 72nd meeting of the EAC for Industry-I sector held on 9th – 10th January, 2025. The deliberations and recommendations of EAC are as follows:

Deliberation by the Committee

9. The Committee noted the following:

i. Environmental Clearance for expansion within the existing Chanderiya land Zinc Smelter Complex [Expansion in Hydro Plant by adding 1 Induction Furnace, 1 Slab Casting Line & Integration of RZO Unit in Hydro-II, Change in Product Mix in Pyro Unit on Total Metal Basis & Installation of 1 Lead Refinery, Expansion of CPP through Modernization and Installation of 1 BPTG, Recovery of Minor Metals & Installation of 5 DG Sets], located at Village Putholi, Ajoliya ka Khera & Biliya, Tehsil Gangrar & Chittorgarh, District Chittorgarh, Rajasthan has been obtained from MoEFCC, New Delhi vide Letter No. F. No.- IA-J-11011/279/2006-IA-II(IND-I), dated 29.12.2023 in the name of by M/s Hindustan Zinc Ltd.

ii. The instant proposal is for seeking amendment in F. No.- IA-J-11011/279/2006-IA-II(IND-I), dated 29.12.2023 w.r.t. exclusion of 22 ha land from the total project area of 335.89 ha alongwith amendment in some specific and general conditions as detailed in relevant para above.

iii. The EAC deliberated on the justification provided by the project proponent on each condition and found it satisfactory.

iv. It is reported that there is no change in the configuration and capacity of the facilities envisaged in the EC.

v. The Member Secretary before the scheduled meeting had informed the EAC that the Ministry had received complaints regarding the project through email dated 07.01.2025. The EAC Chairman requested that these complaints be shared with the Project Proponent (PP) for clarification. Accordingly, the complaint was shared by the Ministry with the project proponent for providing the clarification during the meeting. In response, the PP presented the pointwise reply addressing the issues raised in the representation. After detailed deliberation, the EAC found the PP's clarification satisfactory.

vi. The EAC deliberated on the ADS reply of the project proponent and found it satisfactory.

vii. The EAC also deliberated on the written submission of the project proponent and found it satisfactory

Recommendations of the Committee

10. After deliberations, the Committee **recommended** the proposal for amendment in F. No.- IA-J-11011/279/2006-IA-II(IND-I), dated 29.12.2023 w.r.t. exclusion of 22 ha land from the total project area of 335.89 ha along with amendment in some specific and general conditions as detailed in relevant para 5 above. PP shall also abide by its commitments made in the justification provided for amendment in the conditions. The other terms and conditions of the EC letter dated 29.12.2023 shall remain the same.

Decision of MoEF&CC

11. The undersigned is directed to inform that Ministry of Environment, Forest and Climate Change has examined the proposal in accordance with the Environment Impact Assessment (EIA) Notification, 2006 & further amendments thereto and after accepting the recommendations of the Expert Appraisal Committee (Industry-1) hereby decided to accord amendment in EC as mentioned in Para 5. The PP shall ensure compliance of OM dated 14-01-2025 regarding streamlining the implementation of GSR 702 and GSR 703 dated 12-11-2024 through which projects requiring prior EC were exempted from requirement of CTE, if applicable.

12. All other terms and conditions mentioned in the earlier EC letter F. No. IA-J-11011/279/2006-IA-II(IND-I), dated 29.12.2023 shall remain unchanged.

13. This issue with the approval of the Competent Authority.

(Dinesh Runiwal)
Scientist 'F'/Director
Tel: 011-20819346
E-mail: d.runiwal@gov.in

Copy To

1. The Secretary (Environment), Department of Environment and Climate Change, Government of Rajasthan, Secretariat, Jaipur, Rajasthan.
2. The Deputy Director General of Forests (C), Ministry of Environment, Forest and Climate Change, Sub Office, A- 209 & 218, Aranya Bhawan, Mahatma Gandhi Road, Jhalana Institutional Area, Jaipur – 304002.
3. The Chairman, Central Pollution Control Board, Parivesh Bhawan, CBD-cum-Office Complex, East Arjun Nagar, Delhi-110032.
4. The Chief Wildlife Warden, Govt. of Rajasthan, Van Bhawan, Vaniki Path, Jaipur -302005.
5. The Chairman, Rajasthan State Pollution Control Board, 4, Institutional area, Jhalana, Doongri, Jaipur.
6. The Member Secretary, Central Ground Water Authority, A-2, W3, Curzon Road Barracks, K.G. Marg, New Delhi-110001.
7. The District Collector, Chittorgarh District, Rajasthan.
8. MoEF&CC websiteMonitoring Cell, Ministry of Environment, Forest and Climate Change, Indira Paryavaran Bhawan, Jor Bagh Road, New Delhi.
9. Guard File/Monitoring File/Website/Record File/Parivesh Portal.

(Dinesh Runiwal)
Scientist 'F'/Director

Annexure 1

Standard EC Conditions for (Metallurgical Industries (ferrous and non ferrous))

1. Statutory Compliance

S. No	EC Conditions
1.1	-

Additional EC Conditions

Not Applicable.

Signature Not Verified

Digitally Signed by : Shri Dinesh Runiwal
Member Secretary, MoEFCC (EC)


Date: 03/04/2025

Annexure - XX
HINDUSTAN ZINC LIMITED

Chandaria Lead Zinc Smelter

Mineralogical composition study of PM-10

Parameters	Units	Monitoring location			
		Near CISF colony C1	Near Loco shed C2	Near Slag gate	Near CPP DM plant
PM 10	$\mu\text{g}/\text{m}^3$	66.2	85.5	88.6	71.6
Calcium as Ca	$\mu\text{g}/\text{m}^3$	4.13	7.56	10.5	5.38
Magnesium as Mg	$\mu\text{g}/\text{m}^3$	1.52	3.09	4.53	2.41
Sodium as Na	$\mu\text{g}/\text{m}^3$	0.32	0.55	0.80	0.47
Silica as SiO_2	$\mu\text{g}/\text{m}^3$	33.0	48.0	54.7	43.0
Potassium as K	$\mu\text{g}/\text{m}^3$	<0.01	<0.01	<0.01	<0.01
Chromium as Cr	$\mu\text{g}/\text{m}^3$	<0.01	<0.01	<0.01	<0.01
Aluminium as Al	$\mu\text{g}/\text{m}^3$	<0.01	<0.01	<0.01	<0.01
Lead as Pb	$\mu\text{g}/\text{m}^3$	0.2	0.37	0.45	0.36
Zinc as Zn	$\mu\text{g}/\text{m}^3$	<0.01	<0.01	<0.01	<0.01
Iron as Fe	$\mu\text{g}/\text{m}^3$	<0.01	<0.01	<0.01	<0.01
Nickel as Ni	$\mu\text{g}/\text{m}^3$	0.97	4.70	3.90	2.57
Barium as Ba	$\mu\text{g}/\text{m}^3$	<0.01	<0.01	<0.01	<0.01
Cadmium as Cd	$\mu\text{g}/\text{m}^3$	<0.01	<0.01	<0.01	<0.01
Mercury as Hg	$\mu\text{g}/\text{m}^3$	<0.001	<0.001	<0.001	<0.001
Arsenic as As	$\mu\text{g}/\text{m}^3$	<0.01	<0.01	<0.01	<0.01



Manisha Bhati
AGM- Environment
Chandaria Lead Zinc Smelter

Annexure - XXI
HINDUSTAN ZINC LIMITED
Chanderia Lead Zinc Smelter
Soil analysis report (Oct'25 to Dec'25)


Parameters	Units	Name of the location						
		Biliya	Ajoliya Ka Khera	Putholi	Munga Ka Khera	Nagari	Anwalhera	Plant site SLF-1
pH	-	7.45	7.40	7.13	7.35	7.64	7.74	7.18
EC	µS/cm	211	220	184	169	228	208	453
Potassium as K	%	< 0.01	< 0.01	< 0.01	< 0.01	< 0.01	< 0.01	< 0.01
Sodium as Na	%	< 0.01	< 0.01	< 0.01	< 0.01	< 0.01	< 0.01	< 0.01
Bulk density	gm/cc	1.45	1.42	1.64	1.45	1.57	1.48	1.54
Total soluble chloride	Mg/kg	108	131	153	94	193	119	193
Available Phosphorous as P	Kg/Ha	25.6	33.5	25.2	15.8	31.4	14	48.2
Total Kjeldhal's Nitrogen	%	0.004	0.002	0.002	0.002	0.002	0.002	0.006
Zinc as Zn	Mg/kg	13	15	26	11	16	17	105
Lead as Pb	Mg/kg	< 5.0	< 5.0	< 5.0	< 5.0	< 5.0	< 5.0	12.2
Cadmium as Cd	Mg/kg	< 5.0	< 5.0	< 5.0	< 5.0	< 5.0	< 5.0	< 5.0
Copper as Cu	Mg/kg	7.0	< 5.0	12.0	7.0	7.0	7.0	12.3
Iron as Fe	Mg/kg	24	12	43	22	18	35	252.6
Sulphate	Mg/kg	387.1	186.0	278.1	216.4	159.0	154.7	1052.8
Nickel as Ni	Mg/kg	< 3.0	< 3.0	< 3.0	< 3.0	< 3.0	< 3.0	< 3.0
Arsenic as As	Mg/kg	< 10.0	< 10.0	< 10.0	< 10.0	< 10.0	< 10.0	< 10.0
Organic Carbon	%	0.55	0.71	0.62	0.55	0.80	0.78	< 0.50
Antimony as Sb	mg/L	< 1.0	< 1.0	< 1.0	< 1.0	< 1.0	< 1.0	< 1.0
Bismuth as Bi	mg/L	< 1.0	< 1.0	< 1.0	< 1.0	< 1.0	< 1.0	< 1.0



Manisha Bhati
AGM- Environment
Chanderia Lead Zinc Smelter

Annexure - XXI
HINDUSTAN ZINC LIMITED
Chanderia Lead Zinc Smelter
Soil analysis report [Oct'25 to Dec'25]


Parameters	Units	Name of the location						
		Biliya	Ajoliya Ka Khera	Putholi	Munga Ka Khera	Nagari	Anwalhera	Plant site SLF-1
TCLP test								
Arsenic as As	mg/L	< 5.0	< 5.0	< 5.0	< 5.0	< 5.0	< 5.0	< 5.0
Copper as Cu	mg/L	< 5.0	< 5.0	< 5.0	< 5.0	< 5.0	< 5.0	9.3
Nickel as Ni	mg/L	< 3.0	< 3.0	< 3.0	< 3.0	< 3.0	< 3.0	< 3.0
Lead as Pb	mg/L	< 5.0	< 5.0	< 5.0	< 5.0	< 5.0	< 5.0	10.5
Zinc as Zn	mg/L	6.5	8.8	23.7	7.3	12.2	13.0	98.7
Cadmium as Cd	mg/L	< 5.0	< 5.0	< 5.0	< 5.0	< 5.0	< 5.0	< 5.0
Iron as Fe	mg/L	5.8	9.2	32.0	14.1	13.5	25.3	229.4



Manisha Bhati
 AGM- Environment
 Chanderia Lead Zinc Smelter

Annexure - XXIII
HINDUSTAN ZINC LIMITED
Chandaria Lead Zinc Smelter
Noise Monitoring Results (Inside plant)
[Oct'25 to Dec'25]

S.No.	Testing Protocol	Parameters/ Unit	Point of Collection	Observed Value (L eq)
			Noise Standard 8 hrs. (dB)	85
1.	IS 9989	Noise Level (dB)	Pyro SO ₂ Blower (Acid plant)	76.7
2.	IS 9989	Noise Level (dB)	Pyro LRP Casting area	74.0
3.	IS 9989	Noise Level (dB)	Ausmelt compressor area	78.9
4.	IS 9989	Noise Level (dB)	Hydro-1 SO ₂ Blower (Acid plant-1)	69.6
5.	IS 9989	Noise Level (dB)	Hydro-1 RAB Motor (Roaster-1)	74.8
6.	IS 9989	Noise Level (dB)	Hydro-1 Zinc dust plant-1	73.0
7.	IS 9989	Noise Level (dB)	Hydro-1 DM plant compressor area	75.1
8.	IS 9989	Noise Level (dB)	Hydro-1 Roaster Compressor area	76.3
9.	IS 9989	Noise Level (dB)	Hydro-1 CBTS (Cell House-1)	66.4
10.	IS 9989	Noise Level (dB)	Hydro-2 SO ₂ Blower (Acid plant-2)	68.7
11.	IS 9989	Noise Level (dB)	Hydro-2 RAB Motor (Roaster-2)	73.0
12.	IS 9989	Noise Level (dB)	Hydro-2 Zinc dust plant-2	69.4
13.	IS 9989	Noise Level (dB)	Hydro-2 Roaster Compressor area	73.5
14.	IS 9989	Noise Level (dB)	Hydro-2 CBTS (Cell House-2)	70.5
15.	IS 9989	Noise Level (dB)	Fumer BHP Compressor area	74.8
16.	IS 9989	Noise Level (dB)	Fumer RKD Killen area	68.3
17.	IS 9989	Noise Level (dB)	Fumer FFP area GF	75.2
18.	IS 9989	Noise Level (dB)	CPP Turbine Floor (Unit-1)	74.1
19.	IS 9989	Noise Level (dB)	CPP Turbine Floor (Unit-3)	73.9
20.	IS 9989	Noise Level (dB)	CPP Near condenser extension pump	76.5


Manisha Bhati
 AGM- Environment
 Chandaria Lead Zinc Smelter